
MEMORANDUM

DATE: September 23, 2020
FROM: Steven A. Sparks, AICP
Robert McCracken
TO: Middle School Boundary Adjustment Advisory Committee
SUBJECT: October 1, 2020 Committee Meeting

Meeting Expectations

The committee will be reaching a preliminary recommendation on the full definition of middle school boundaries at the conclusion of the October 1, 2020 meeting. At the conclusion of the September 3, 2020 committee meeting, the Committee left the boundaries of Cedar Park, Highland Park, Meadow Park, and Mountain View middle schools unresolved. A majority of the committee did not choose to reconsider the previously defined boundaries for Conestoga, Five Oaks, Stoller, Timberland, and Whitford middle schools. Therefore, staff have not prepared additional data analyses for these five (5) boundaries.

A substantial portion of the committee's comments at the September 3rd meeting concerned the definition of the Mountain View MS boundary. Therefore, the initial part of the committee's deliberation on October 1st will be dedicated to the Mountain View MS boundary. This discussion will have an influence on the location of Aloha-Huber Park vis a vis Highland Park, Meadow Park and Mountain View, which will be the second part of the committee's deliberations. The third part of the committee's deliberations will be on confirming the boundary for Cedar Park.

The last committee meeting is scheduled for October 15th at which time the committee will receive final public testimony and vote on a final recommendation to Superintendent Grotting. A preliminary consensus at the October 1st meeting will allow staff to address any remaining questions of the committee and allow the public an opportunity review and comment on the committee's pending recommendation.

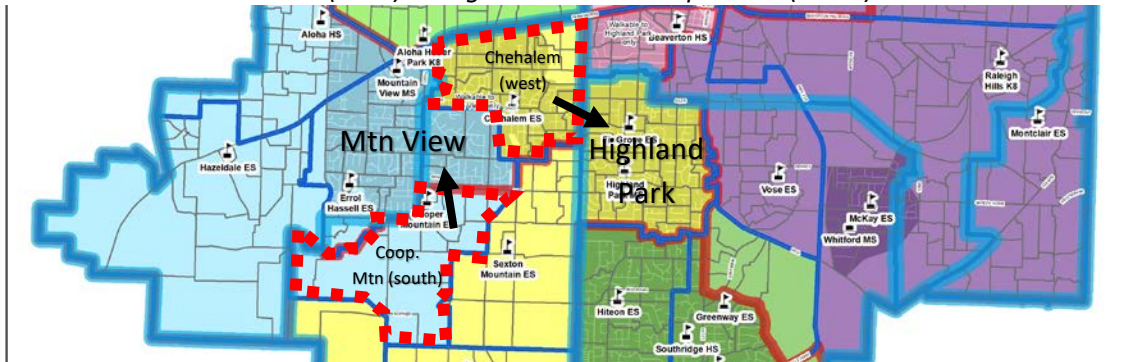
A. Remaining Boundary Areas to Resolve

The composition of Mountain View, Highland Park, Meadow Park, and Cedar Park are still outstanding, and staff have developed additional analysis for the Committee's October 1st meeting.

Topic for Resolution #1: Mountain View & Highland Park: Location of Cooper Mountain & Chehalem

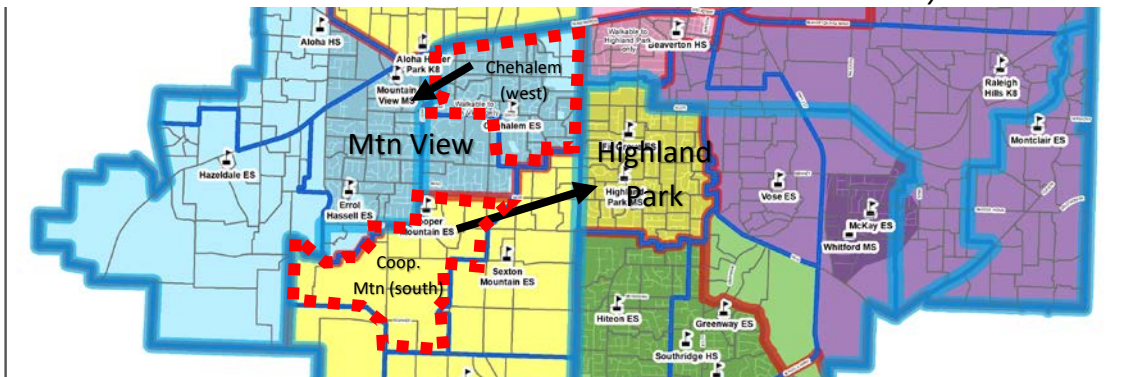
At the March 12, 2020 committee meeting, the committee voted (Vote #7) to move all of Cooper Mountain ES attendance area to Mountain View MS and move Chehalem west of Murray Boulevard to Highland Park as illustrated below.

March 12 Vote #7: Chehalem (west) to Highland Park & Cooper Mtn (south) to Mountain View



At the September 3rd meeting, a majority of the committee wished to reconsider the action. Some committee members expressed concern that the marginal improvement to poverty at Mountain View was outweighed by the disruption of reassigning portions of Cooper Mountain and Chehalem. Staff was asked to revise the map for the October 1st meeting to present Mountain View's current attendance boundary, and Highland Park with the preliminary amendments made earlier.¹

If Vote #7 were reversed: Mountain View retains its current attendance boundary

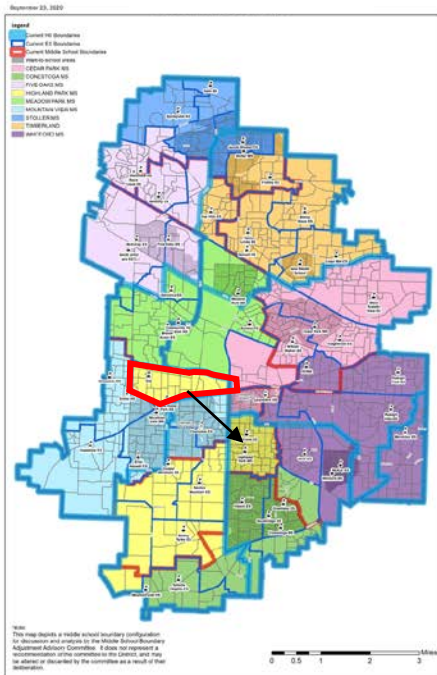


¹ The committee had previously agreed to move Chehalem East to Cedar Park MS so that those students will attend a Beaverton HS feeder middle school since Highland Park MS is a Mountainside HS feeder middle school. The area west of SW 175th Avenue has also been added to Highland Park MS to accommodate the new and currently developing residential neighborhoods taking place in the South Cooper Mountain area.

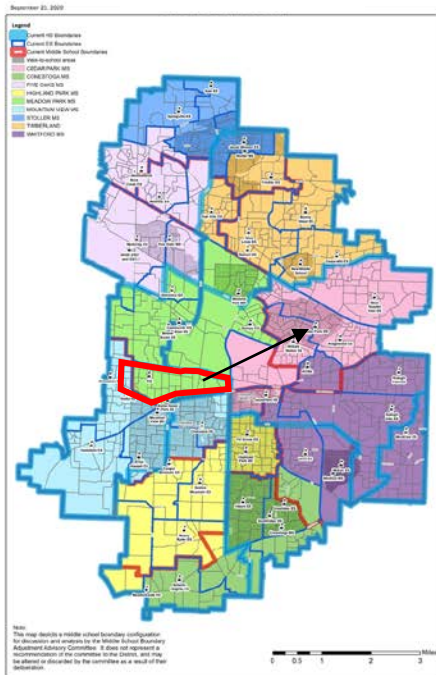
Topic for Resolution #2: The location of Aloha-Huber Park

There remains one unresolved assignment in the Mountain View/Highland Park/Meadow Park area: that of Aloha-Huber Park. Attached to this report are three scenarios listed as Options: Alpha, Beta, and Gamma. For each of these options, Aloha-Huber Park K8 is considered at three (3) different middle schools: Highland Park, Meadow Park, and Mountain View.

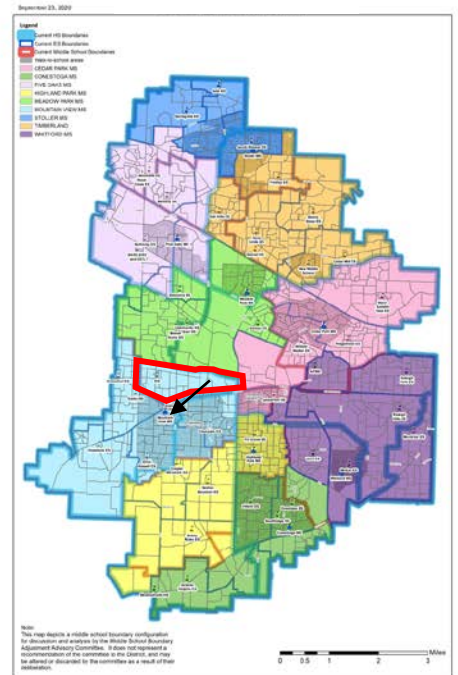
Option Alpha



Option Beta



Option Gamma



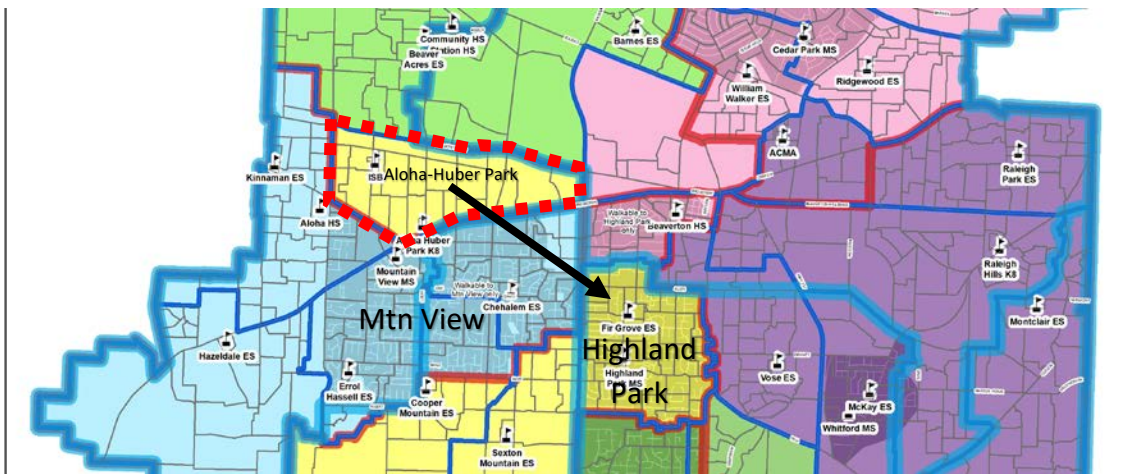
The packet materials present comparative data regarding the impact on enrollment & capacity, free/reduced lunch, racial & ethnic makeup, and high school feeder patterns for each of the options presented here. A brief Summary of each option is below.

Option Alpha: Aloha-Huber Park to Highland Park

At the March 12th committee meeting, the committee requested information on the effect of moving the Aloha-Huber Park K8 attendance area to Highland Park. **Option Alpha** illustrates this alternative.

The committee should note that due to the return of Chehalem West to Mountain View, Aloha-Huber Park would be an island feeder to Highland Park. The committee should also note that approximately 170 Aloha-Huber Park students will likely remain at Aloha-Huber Park for the 6–8th grade program. Aloha-Huber Park feeds to Aloha HS, while the rest of Highland Park feeds to Mountainside & Beaverton HS (Fir Grove only). The committee should note that the students living in the Aloha-Huber Park attendance area will be eligible for transportation to any middle school (there are no safe walking routes).

Option Alpha: Aloha-Huber Park assigned to Highland Park

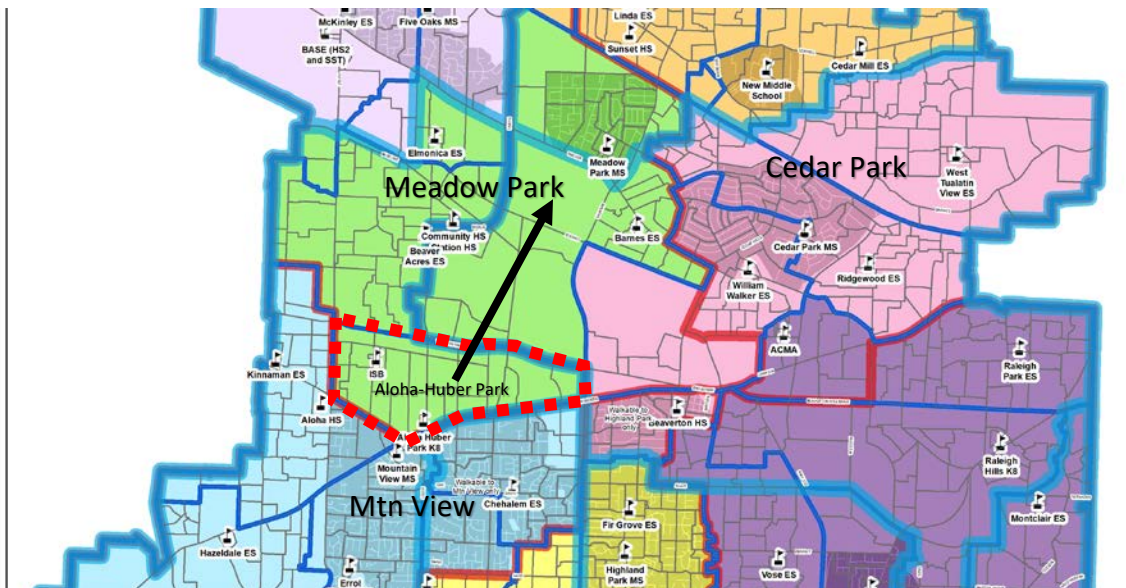


Option Beta: Aloha-Huber Park to Meadow Park

The attendance boundary for Meadow Park became defined as a result of the March 12th committee vote (Vote #5) which assigned the Aloha High-feeding areas of Beaver Acres, Elmonica, and McKinley to Meadow Park (in addition to Barnes). This map is illustrated in the packet materials as **Option Beta**.

The committee should note that Aloha-Huber Park would result in a contiguous Meadow Park boundary. As in all of the Options, approximately 170 Aloha-Huber Park students will likely remain at Aloha-Huber Park for the 6-8th grade program. Aloha-Huber Park would feed to Aloha HS, along with Beaver Acres and portions of McKinley and Elmonica. The Barnes portion of Meadow Park would still be a split feeder to Beaverton HS and Sunset HS. The committee should note that the students living in the Aloha-Huber Park attendance area will be eligible for transportation to any middle school (there are no safe walking routes).

Option Beta: Aloha-Huber Park assigned to Meadow Park

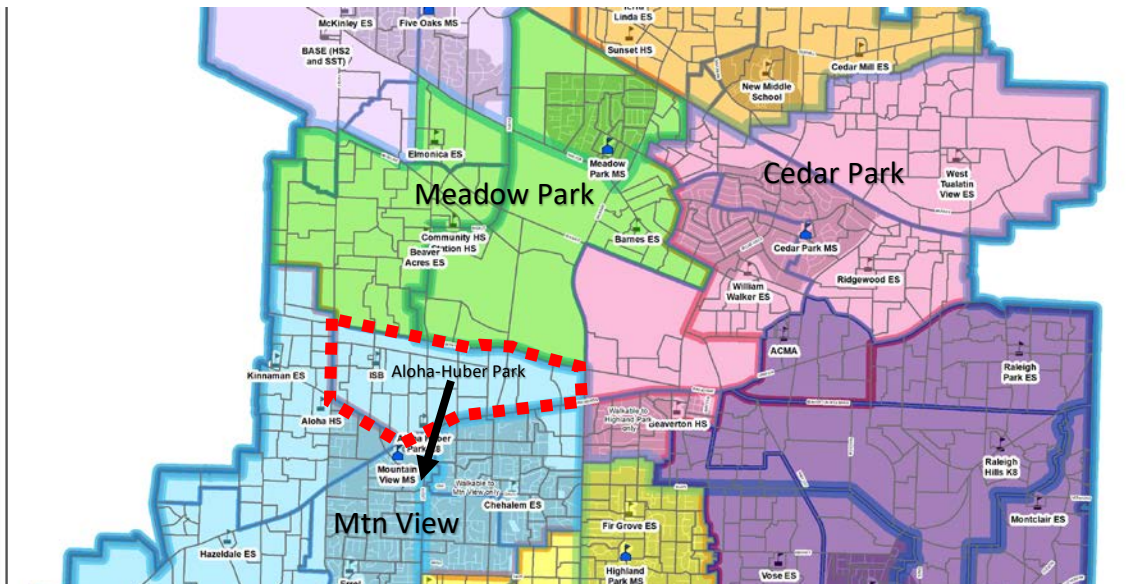


Option Gamma: Aloha-Huber Park to Mountain View

Some members of the committee also expressed concern with the potential of shifting areas with high levels of poverty from Five Oaks to Meadow Park without some compensatory measures. The location of Aloha-Huber Park also was a question hence the analysis of moving AHP to Highland Park as noted above and illustrated in **Option Gamma**.

The committee should note that Aloha-Huber Park would result in a contiguous Mountain View boundary. As in all of the Options, approximately 170 Aloha-Huber Park students will likely remain at Aloha-Huber Park for the 6-8th grade program. Aloha-Huber Park would feed to Aloha HS, along with all other portions of Mountain View. The committee should note that the students living in the Aloha-Huber Park attendance area will still be bused, as there are no safe walking routes to Mountain View.

Option Gamma: Aloha-Huber Park assigned to Mountain View

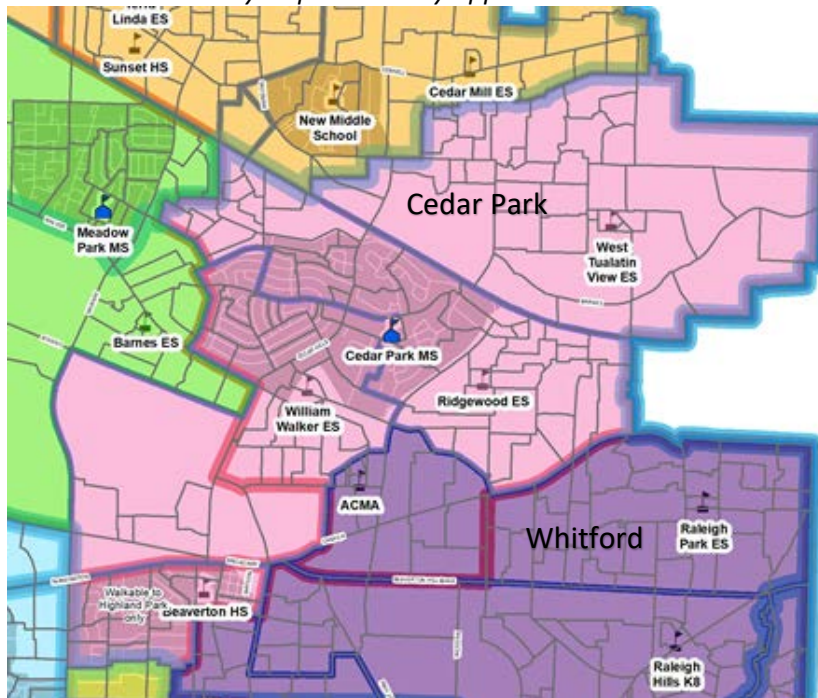


The committee should consider each of these alternatives to reach a preliminary recommendation for the location of Aloha-Huber Park, and the resulting attendance boundary configuration for Highland Park, Meadow Park and Mountain View for the October 15th meeting.

Topic for Resolution #3: Cedar Park

Based on the February preliminary vote on the Whitford MS attendance boundary and the March 12th votes on Timberland (Vote #4) and Meadow Park (Vote #5), the Cedar Park boundary has been defined as illustrated below. As a result of the prior committee actions, the area of Chehalem East has been moved to Cedar Park MS so that those students will attend a Beaverton HS feeder middle school. The committee also eliminated the current split of Raleigh Park ES by having all of Raleigh Park ES feed Whitford MS.

Cedar Park Boundary as preliminarily approved



The attached materials for building utilization and other demographic data assumes this boundary for Cedar Park due to the Committee's other votes. Please note that the Rachel Carson program is to be relocated to Cedar Park MS from Five Oaks MS to create capacity space for students at Five Oaks and to increase the enrollment at Cedar Park.

The committee should consider the resulting boundary reach a preliminary recommendation for Cedar Park for the October 15th meeting.

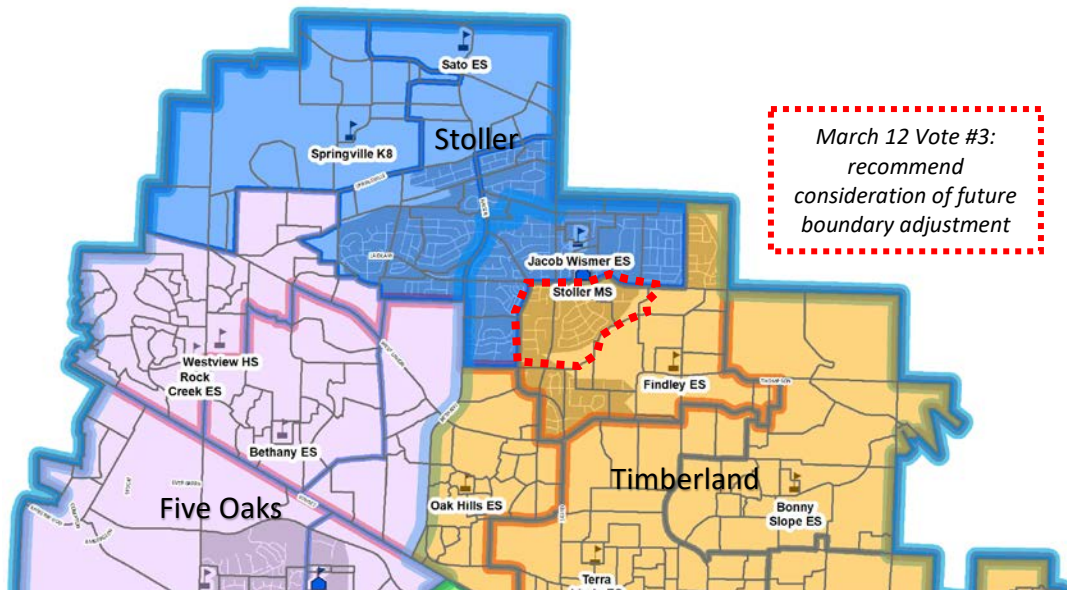
B. Summary of Preliminary Recommendations for Attendance Boundaries

At the March 12th MS Boundary Advisory Committee meeting the committee made several preliminary choices in defining the attendance boundaries for Conestoga, Five Oaks, Stoller, Timberland, and Whitford. The boundaries for Conestoga and Whitford were chosen in February 2020 and confirmed at the March 12th meeting. At the September 3rd meeting, members of the committee made several suggestions for additional information and potential modifications to the boundary definitions for these four (4) middle schools. None of the suggestions were supported by a majority of the committee which resulted in these four boundaries becoming preliminary recommendations.

The following is a summary of the review process and recommended findings for the committee to consider as a part of its formal recommendation to Superintendent Grotting.

1. Stoller Middle School

Stoller Boundary as preliminarily approved in Vote #1 (March 12, 2020)



The Stoller MS boundary was the primary focus of attention for the boundary process because the size of the enrollment is one of the Board Objectives for the MSBA process. The Board objective is:

“Adjust the attendance boundary for Stoller MS to provide a projected student population of approximately 90% of the permanent capacity of Stoller MS.”

The area of the existing Stoller MS attendance boundary has seen substantial enrollment growth in the North Bethany neighborhoods. The vast majority of the public testimony received by the committee throughout the MSBA process concerned the definition of the Stoller MS boundary. To reach the Board’s Objective of reducing the enrollment to a student

population of approximately 90% of the permanent capacity of Stoller MS, it was clear that existing areas within the Stoller attendance area must be moved to other middle school attendance boundaries. To guide its discussions, the committee used the direction from staff that the approximately 90% capacity objective was for the first year of the new middle school attendance boundaries, SY 21-22.

Early in the committee's discussions, the committee wanted to keep feeder patterns from elementary school to middle school intact for the Stoller boundary. The committee also wanted to preserve walkability to Stoller MS. The committee considered approximately 10 unique scenarios to see how the Board's objective could be met. Several of the scenarios relied heavily on bussing students to different middle schools. For example, there were scenarios wherein Springville ES would be bussed to Five Oaks or Timberland. Other scenarios considered transporting Jacob Wismer ES or Sato ES to Timberland. While these scenarios may have addressed the Board objective, the committee concluded that the transportation cost and amount of time students would be in busses was not a satisfactory by-product of those solutions.

The committee also considered scenarios wherein the existing Findley ES and Springville ES attendance boundaries would be split between middle schools. For the Springville ES area, the committee considered scenarios wherein the area south of Brugger Road would feed to Five Oaks MS. The committee also considered a scenario wherein just the area south of Springville Road along NW 185th Avenue would feed Five Oaks MS. For these splits, the committee was concerned about the potential impact of splitting the neighborhood at the middle school feeder level. Moreover, the committee was concerned with removing the area near the intersection of West Union and NW 185th Avenue which provides socio-economic diversity to the Stoller MS attendance area.

With respect to the Findley ES attendance area, the committee considered keeping the areas of Findley ES that are walkable to Stoller MS. The committee received public testimony from residents in the area that argued for both keeping Findley as a single feeder of a middle school and advocating for having the walkable portion of the Findley area feed Stoller. The committee considered several scenarios of different Findley ES neighborhoods and specific attendance grid codes remaining at Stoller. In the end, the committee could not agree on splitting off any portion of the Findley ES attendance area to remain at Stoller MS. Because of this, all of Findley ES is proposed to be assigned to the Timberland area middle school attendance area.

While the committee's recommendation is to have all of the Findley ES attendance area feed the Timberland area middle school, a majority of the committee has also recommended to the Superintendent that the District consider undertaking an elementary school boundary adjustment for Findley ES. The committee suggests that additional consideration be made on the possibility of adding a part of the existing Findley ES attendance area to the Jacob Wismer ES attendance area.

The committee also spent considerable time discussing the impact of the SUMMA program at Stoller MS and the ability to meet the Board Objective. The committee reasoned that if the

SUMMA program was relocated outside of Stoller MS, the likelihood of meeting the Board objective would be greater. This reasoning was based on the enrollment in the SUMMA program would move and not remain at Stoller MS as general education students. Staff informed the committee that the location SUMMA programs is a decision made by the Teaching and Learning Department and that the decision will be based on the number of students who enroll in SUMMA and if full math classes can be achieved. The committee does not have and cannot make a recommendation on the presence of SUMMA at Stoller MS.

After all consideration of the possible attendance boundary locations for Stoller MS, the committee recommends that the proposed boundary for Stoller MS satisfies the *factors* for boundary adjustments contained in Policy JC. Specifically, the committee finds the following:

- *Student body composition;*

Stoller MS has the lowest percentage of poverty of all middle school attendance areas. While a potential adjustment could improve the ability to meet the Board Objective on overcrowding for Stoller MS, options explored would have further diminished the socio-economic diversity of Stoller MS. The committee finds that the maintaining a level of diversity of Stoller outweighs the capacity impact at the school.

- *Current and future availability of space at a school;*

Stoller MS currently has the largest enrollment of all the middle schools in the district. Capacity has been a critical issue; hence, the Board's Objective to reduce enrollment. The recommended boundary will reduce the enrollment to approximately 100% capacity of the permanent capacity of the school. While imperfect, the recommended boundary is a substantial improvement over the existing capacity issue.

- *Feeder patterns from elementary, middle to high school; and*

The committee respects the public testimony provided attesting to the importance of maintaining feeder patterns from elementary school to middle school. The recommended boundary keeps three (3) elementary schools feeding Stoller MS; Jacob Wismer, Sato, and Springville ES.

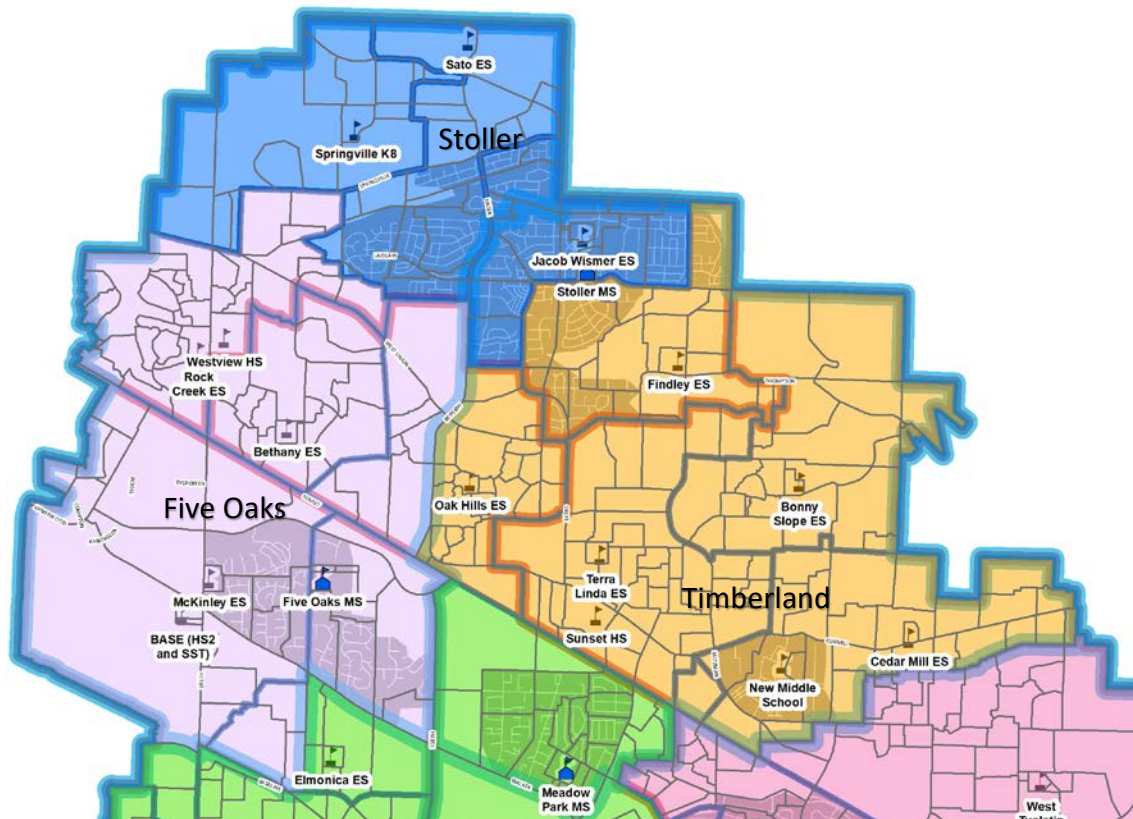
- *Neighborhood proximity and accessibility.*

The three (3) elementary schools recommended to feed Stoller MS are proximate to Stoller MS and will preserve approximately half of the existing walk zones for Stoller MS. The committee considered several options where the three (3) elementary schools would be bussed to different middle schools. The most deliberated scenario had Springville ES being bussed whole or in part to Five Oaks MS. While the bussing option would have substantially satisfied the Board Objective for Stoller MS, the committee concluded that the trade off for having students transported the distance to Five Oaks did not outweigh the impact of meeting the Board Objective.

In conclusion, the committee acknowledges that the recommended boundary does not *fully* meet the Board Objective for Stoller MS. However, taken all of the findings on the Policy JC factors, the committee finds that the recommended boundary will be a substantial improvement over the existing condition at Stoller MS, the best option that fulfills Policy JC factors, and the least disruptive option for the impacted community moving forward.

2. Timberland area middle school

Timberland area middle school as preliminarily approved in Vote #4 (March 12, 2020)



Creating an attendance boundary for the Timberland area middle school was the primary purpose of the MSBA process due to the scheduled opening of the middle school in August 2021; hence, the following Board objective:

“Create an attendance boundary for the Timberland-area middle school that provides a projected student population sufficient for comprehensive middle school programming.”

A new attendance boundary for the Timberland area is an opportunity to remove enrollment at Stoller MS; however, the boundary will also remove enrollment from Cedar Park MS given the location of the school within the current Cedar Park MS attendance area. The Timberland school’s location and potential impact to other middle schools was a routine concern expressed by the committee.

The committee considered several scenarios for creating an attendance boundary for the Timberland area school. These scenarios included, but are not limited to, having Cedar Mill, Sato, or Jacob Wismer ESs feeding Timberland. The committee also considered splitting Barnes ES attendance area to have that portion of Barnes ES that feeds Sunset HS feed to Timberland. As noted above, the committee also considered a split of Findley ES to feed Timberland. For the reasons stated above, the committee did not pursue the option to split Findley ES.

The committee did receive public testimony advocating for different elementary schools to feed into the Timberland school. The committee agreed on Bonny Slope, Cedar Mill, and Terra Linda feeding to Timberland in relatively short order. The committee also determined that Findley ES should feed the Timberland area school to help fulfill the Board Objective concerning the enrollment size at Stoller MS.

The committee did receive testimony from residents in the Oak Hills ES attendance area about two issues. In one planning scenario, the committee discussed the possibility of evaluating the moving the Sunset HS and Westview HS attendance boundary line wherein the Oak Hills ES area west of Bethany Boulevard would be moved to the Sunset HS boundary. The committee was considering concurrently the possibility of having all of Oak Hills ES feed to Meadow Park MS as it current does. The committee discussed whether such a move would improve the alignment of attendance boundaries. The committee chose to not pursue this option because the committee concluded that such a move would not meet the Board Objective of minor boundary amendments. This Board Objective states:

“If warranted, study and recommend minor adjustments to elementary and/or high school attendance boundaries in order to reconcile split feeder patterns or otherwise improve the alignment of attendance boundaries between all school levels.”

The second substantive issue to which the public provided testimony concerned the area of Oak Hills ES located east of Bethany Boulevard. Throughout the scenario planning process, the Oak Hills East area was shown as attending Meadow Park MS as the current boundary defines Oak Hills ES middle school feeder. However, other scenarios have Oak Hills West attending Five Oak MS thus creating a split feeder pattern and having Oak Hills East be the only school north of Highway 26 feeding Meadow Park MS. Testimony also observed that the vast majority of Meadow Park MS students will feed into Beaverton HS whereas Oak Hills East students will feed into Sunset HS. The committee agreed with the points made in the public testimony from the Oak Hills East residents and concluded that the Oak Hills East area will feed to the Timberland area school.

After all consideration of the possible attendance boundary locations for the Timberland Area middle school attendance boundary, the committee recommends that the proposed boundary for Timberland area school meets the Board Objective and satisfies the *factors* for boundary adjustments contained in Policy JC. Specifically, the committee finds the following:

- *Student body composition;*

The student body composition of the Timberland area school will have a low share of students in poverty. While additional amendments to the recommended boundary will improve the balance of socio-economic diversity, such amendments would be to the detriment of other factors contained in Policy JC.

- *Current and future availability of space at a school;*

Being a new school with the capacity of approximately 1,100 students, the Timberland area school has sufficient capacity for the new attendance area and the ability to accommodate additional enrollment growth in the attendance area. The school has the capacity to accommodate special programs and potential future middle school attendance boundary adjustments if needed.

- *Feeder patterns from elementary, middle to high school; and*

The committee recommendation will allow for all Timberland area school students to feed into Sunset HS. While the recommendation does introduce a split of the Oak Hills ES students, the new split is in response to and matches the split previously created by the high school boundary adjustment decision. The committee considered including the West TV ES attendance boundary in the Timberland area school based on proximity to the school. However, since West TV ES is a Beaverton HS feeder, the committee recommends that maintaining the Beaverton HS feeder pattern outweighed the proximity factor.

- *Neighborhood proximity and accessibility.*

The four (4) complete elementary schools and one (1) split elementary school recommended to feed the Timberland area middle school. Cedar Park, Terra Linda and Bonny Slope are the most proximate to the Timberland area school. The committee has recommended that all of Findley ES move to the Timberland area school to help meet the Board Objective of reducing the enrollment at Stoller MS. While West TV ES may be closer to the Timberland school, Stoller needs to move students out to another middle school. Findley ES students will occupy space at the Timberland area school that may have otherwise been utilized by West TV ES students.

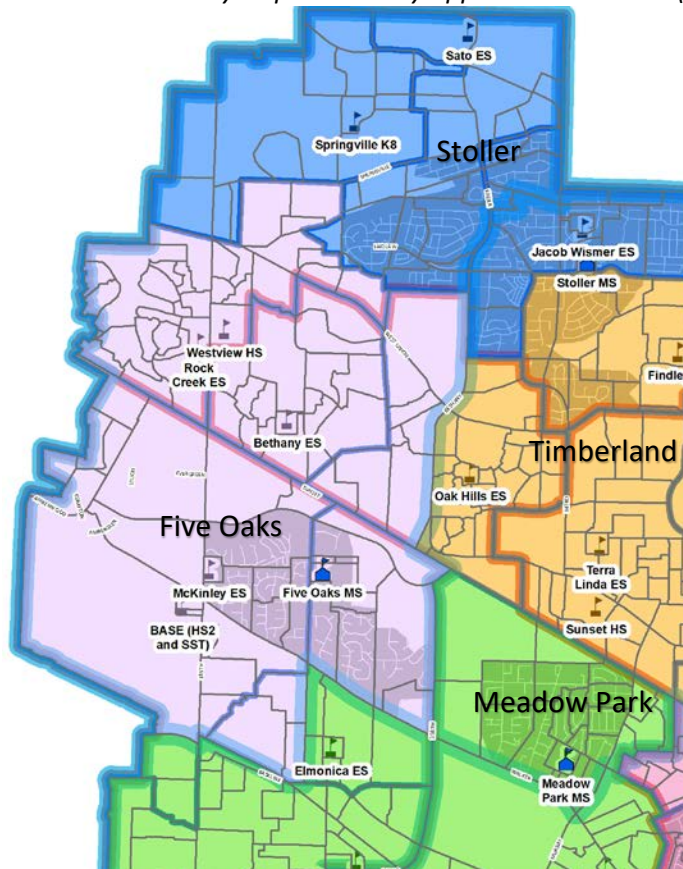
As noted in the text above concerning Findley ES and proximity to middle school, the committee acknowledges the undesirable result of students who currently walk to Stoller MS will now be bussed to the Timberland area school. The committee considered multiple options to retain the Stoller walk zones from Findley ES. However, the impact to the Board Objective concerning Stoller MS capacity and the introduction of a new split feeder pattern could not be overcome.

In conclusion, the committee acknowledges that the recommended boundary may cause students who now walk to school to be transported to school. However, students who are currently transported to Cedar Park will now be able to walk to school. The committee

recommends the boundary for the Timberland area school as fulfilling the Board Objective to create an attendance boundary that will offer the comprehensive programming for a middle school. The committee also finds that recommended boundary meets the factors contained in Policy JC.

3. Five Oaks Middle School

Five Oaks boundary as preliminarily approved in Vote #5 (March 12, 2020)



While there is not a Board Objective for adjusting the Five Oaks MS attendance boundary, an adjustment has been necessitated to address the Board Objective to reduce the enrollment at Stoller MS. The Five Oaks MS attendance boundary was also influenced by the creation of the Timberland area middle school attendance boundary. Therefore, the following Board Objective is relevant for the Five Oaks MS attendance boundary:

“Review and adjust the attendance boundaries of other middle schools, as needed, to accommodate the new Timberland-area middle school boundary.”

The committee considered several scenarios for creating an attendance boundary for Five Oaks MS. These scenarios included, but are not limited to, having all of Rock Creek ES as the only school north of Highway 26, Rock Creek and Springville ESs, and part of Sato ES feed to Five Oaks MS. These scenarios also included retaining, splitting, or removing elementary schools south of Five Oaks including Aloha-Huber Park K-8, Beaver Acres ES, and Elmonica ES.

The committee received public testimony concerning the variety of boundary maps that were being considered. A common theme received was the desire of communities north of Highway 26 move together to Five Oaks MS. For example, moving Rock Creek and Bethany ESs together to Five Oaks MS. In considering this public testimony, the committee recognized the positive result that more Westview HS feeding students will be attending Five Oaks MS. The committee also recognized that the more students that move to Five Oaks MS, the impact to building capacity will have to be offset by moving students from the areas south of Five Oaks to another middle school.

As noted in the Stoller MS section of this report, the committee considered the possibility of moving all or part of the Springville ES attendance area to Five Oaks. Public testimony in support and opposition of these scenarios was considered by the committee and while such a boundary amendment would result in a boundary for Stoller MS to fulfill the relevant Board Objective, the committee concluded that a boundary that added Springville ES to Five Oaks MS was not a solution that would best fulfill the Board Objective for Stoller MS.

The committee also received testimony from residents in the Oak Hills ES attendance area that is located west of Bethany Boulevard. The planning scenarios considered by the committee included all of Oak Hills ES attending Meadow Park MS as currently exists. However, public testimony stated that Oak Hills ES students are being adversely impacted by attending a middle school which feeds three (3) different high schools. In considering the balance of planning scenarios and public testimony, the committee concluded that having Bethany ES, Rock Creek ES, and Oak Hills ES West was a good solution for a northern boundary for Five Oaks MS.

Because of the proximity of McKinley ES and Elmonica ES, the committee concluded that these two schools should remain at Five Oaks MS. The additional benefit for including these two schools is that Five Oaks MS could be a complete feeder to Westview HS. The committee recognizes that a portion of the Elmonica ES attendance area is included in the Aloha HS attendance boundary. Because of this fact, the committee concluded that the portion of Elmonica ES that will feed to Aloha HS should be paired with Beaver Acres ES in feeding Meadow Park MS.

In considering the above described boundary for Five Oaks MS, the committee determined that Aloha-Huber Park K-8 and Beaver Acres ES would need to be moved to another middle school. The committee took into consideration the lower number of students sent to Five Oaks MS because of Aloha-Huber Park K-8 having a 6th grade through 8th grade program and the possibility of requesting the Teaching and Learning Department to move the Rachel Carson program to another middle school. Even with these two considerations, the capacity at Five Oaks MS could not accommodate Aloha-Huber Park and Beaver Acres.

After all consideration of the possible attendance boundary locations for Five Oaks MS, the committee finds that the recommended boundary for Five Oaks MS meets the Board Objective and satisfies the *factors* for boundary adjustments contained in Policy JC. Specifically, the committee finds the following:

- *Student body composition;*

The student body composition of Five Oaks MS will reduce the proportion of the student population who are eligible for free/reduced lunch. While additional amendments to the recommended boundary will improve the balance of socio-economic diversity, such amendments would be to the detriment of other factors contained in Policy JC.

- *Current and future availability of space at a school;*

The recommended boundary will bring Five Oaks MS close to capacity with some room to accommodate growth. The committee notes that the capacity is addressed in part by the staff materials showing that the Rachel Carson program being moved to Cedar Park.

- *Feeder patterns from elementary, middle to high school; and*

The committee recommendation will allow for all Five Oaks MS students to feed into Westview HS. While the recommendation does introduce a split of the Oak Hills ES students, the new split is in response to and matches the split previously created by the high school boundary adjustment decision. The committee considered including the portion of Elmonica that feeds to Aloha HS but has determined that having a small number of students attending Five Oaks MS that will not attend Westview HS like the vast majority of students will not be beneficial to the Elmonica students and families.

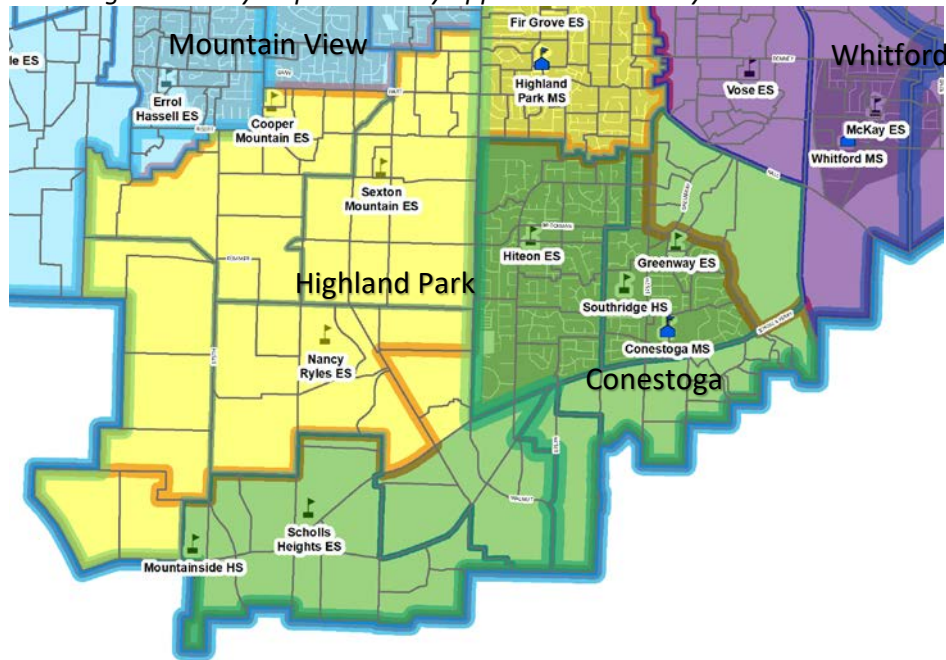
- *Neighborhood proximity and accessibility.*

The three (3) complete elementary schools and two (2) split elementary school recommended to feed Five Oaks MS are proximate in location to Five Oaks MS. As noted above, a portion of Elmonica ES is also proximate to Five Oaks MS; however, the committee finds that having the Elmonica students attend Meadow Park MS will benefit those students since they will be with more students who will also follow the feeder pattern to Aloha HS.

In conclusion, the committee acknowledges that the recommended boundary may be a substantial revision of the Five Oaks MS student body; however, the new boundaries are needed to address the Board Objectives for Stoller MS and the Timberland area middle school. The committee recommends the boundary for Five Oaks MS fulfills the relevant Board Objectives as noted herein. The committee also finds that recommended boundary meets the factors contained in Policy JC.

4. Conestoga Middle School

Conestoga boundary as preliminarily approved in February



The Conestoga MS adjustment is an opportunity to address the developing area in the South Cooper Mountain area of the City of Beaverton and the River Terrace area of the City of Tigard. The committee is concerned about the size of the projected enrollment at Conestoga MS and agreed to move the area west of SW 175th to the Highland Park MS attendance boundary. This adjustment will affect the new residential development of the South Cooper Mountain area of the City. The committee also considered how to remove the split feeder pattern that exists within the Nancy Ryles ES attendance area. The committee could not reach a solution to eliminate the split due to the size of the Nancy Ryles ES enrollment and the adverse impact that it would have on either Conestoga or Highland Park MSs. The committee concluded that a split middle school feeder boundary would better serve the students and the community by following Murray Boulevard and Scholls Ferry Road.

The committee acknowledges that the Board did not offer an objective to which the recommended boundary adjustment for Conestoga MS can be judged. However, in making its recommendation, the committee offers the following in response to the *factors* contained in Policy JC.

- *Student body composition;*

The recommended attendance boundary will result in a body composition that is substantially same as current exists at the school under the current attendance boundary.

- *Current and future availability of space at a school;*

With the adjusted attendance boundaries, Conestoga MS will be at its capacity in the near term with enrollment leveling off over time. The enrollment of the area is not projected to grow over time and the school can accommodate the growth that may occur.

- *Feeder patterns from elementary, middle to high school; and*

The committee recommendation will allow for all students in the Greenway, Hiteon, and Scholls Heights ES to feed directly to Conestoga MS with no splits. The committee's recommendation will eliminate the existing middle school split feeder within the Greenway ES boundary. The committee considered eliminating the McKay ES split but decided against doing so due to the long, narrow layout of the McKay ES attendance boundary and that Highway 217 serves as the location of the split boundary. The students who live in the two halves of the McKay ES attendance area have better proximity and potential walkability to the Conestoga or Whitford MSs. The committee also considered the middle school split feeder within the Nancy Ryles ES boundary and chose to recommend a minor adjustment to allow the middle school boundary to be defined more clearly by using Murray Boulevard and Scholls Ferry Road as a portion of the boundary between Conestoga and Highland Park MSs. This amendment to the boundary will allow students in the same neighborhoods to attend the same middle school. The existing high school splits between Mountainside HS and Southridge HS will remain.

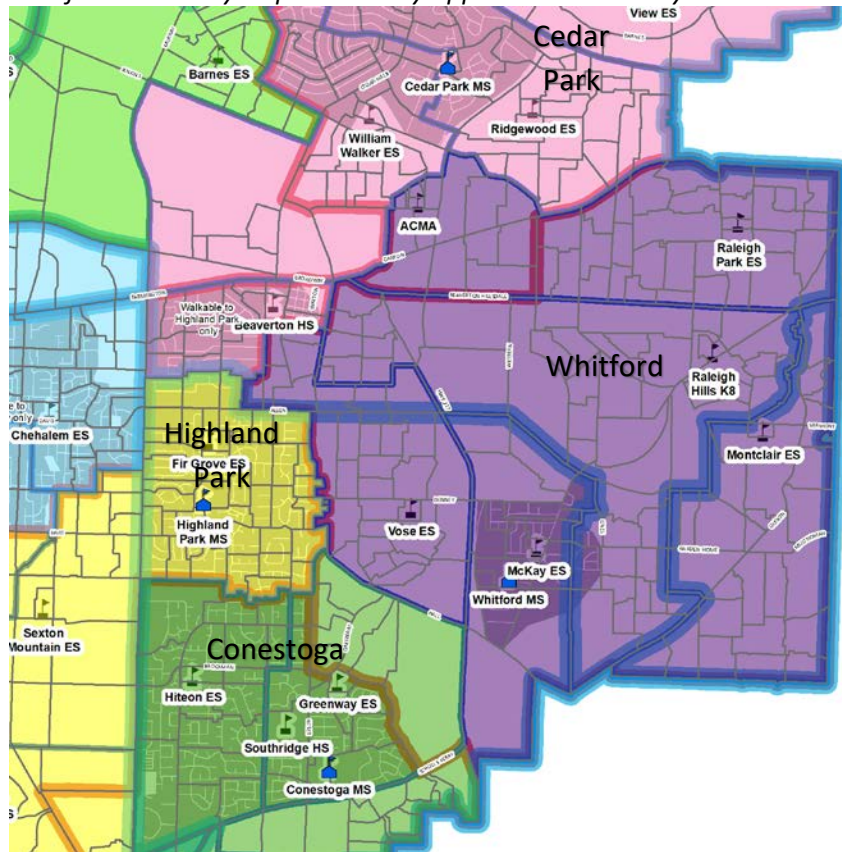
- *Neighborhood proximity and accessibility.*

The only potential impact to proximity and accessibility as a result of the recommended adjustment is that the Greenway ES students who were previously transported to Whitford MS will now be able to walk to Conestoga MS.

In conclusion, the committee acknowledges that the recommended boundary adjustment is one of opportunity rather than a Board identified objective. The committee concludes that the recommended amendment will have a beneficial impact by having an enrollment similar to other middle schools, result in a school that will offer the comprehensive programming for a middle school, and will eliminate a split feeder. The committee recommends that the adjustment will be better for students and meets the factors contained in Policy JC.

5. Whitford Middle School

Whitford boundary as preliminarily approved in February



Like the Conestoga MS boundary, the adjustment of the Whitford MS attendance boundary was undertaken as an opportunity to address school specific concerns. The committee's primary focus for the Whitford MS area where there are three (3) existing split feeder patterns in the Whitford MS attendance area. Currently, Raleigh Park ES splits between Whitford MS and Cedar Park MS, a small area of Greenway ES attends Whitford MS and the bulk of students attend Conestoga MS, and the McKay ES attendance area is split 50-50 between Conestoga MS and Whitford MS. The committee received a mix of public testimony on this subject and concluded that eliminating split feeders at Raleigh Park ES and Greenway ES to middle school would have a better result for students.

The committee acknowledges that the Board did not offer an objective to which the recommended boundary adjustment for Whitford MS can be judged. However, in making its recommendation, the committee offers the following in response to the *factors* contained in Policy JC.

- *Student body composition;*

The recommended attendance boundary will result in a body composition that is substantially same as current exists at the school under the current attendance boundary.

- *Current and future availability of space at a school;*

With the adjusted attendance boundaries, Whitford MS will retain a capacity wherein special programs can remain at the school. The enrollment of the area is not projected to grow over time and the school can accommodate any growth that may occur.

- *Feeder patterns from elementary, middle to high school; and*

The committee recommendation will allow for all students in the Montclair, Raleigh Hills, Raleigh Park, and Vose ESs feed directly to Whitford MS with no splits. The committee considered eliminating the McKay ES split but decided against doing so due to the long, narrow layout of the McKay ES attendance boundary and that Highway 217 serves as the location of the split boundary. The students who live in the two halves of the McKay ES attendance area have better proximity and potential walkability to the Conestoga or Whitford MSs. The existing high school splits between Beaverton HS and Southridge HS will remain.

- *Neighborhood proximity and accessibility.*

The only potential impact to proximity and accessibility as a result of the recommended adjustment is that the Greenway ES students who were previously transported to Whitford MS will now be able to walk to Conestoga MS. The Raleigh Park students will continue to be transported, but to Whitford MS rather than Cedar Park MS.

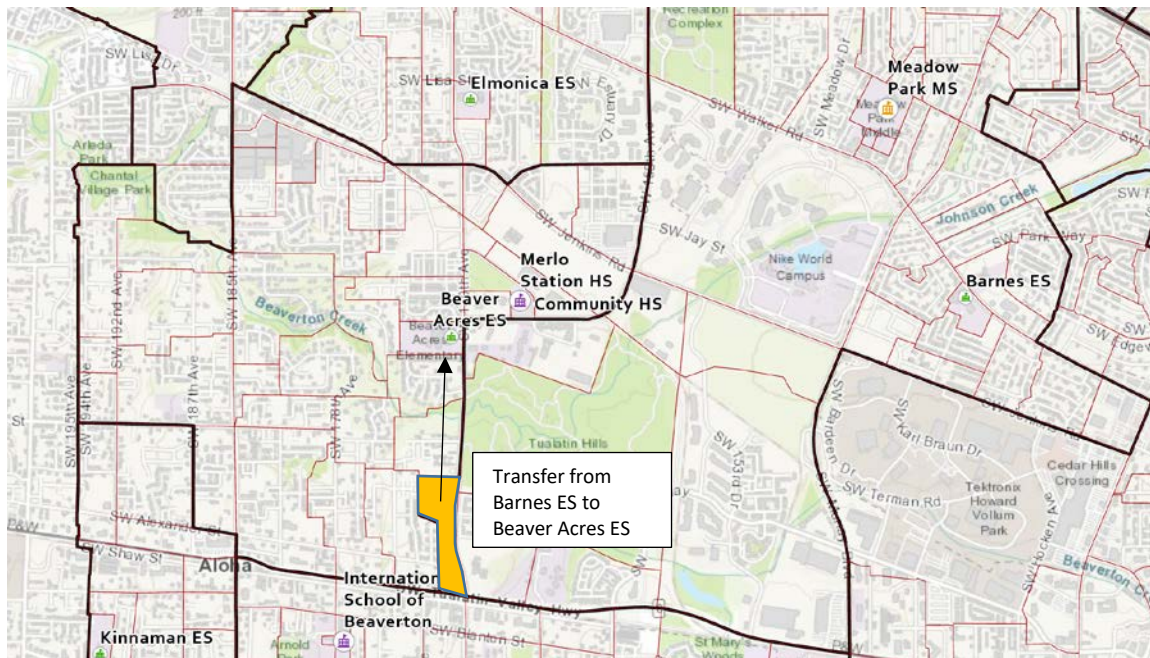
In conclusion, the committee acknowledges that the recommended boundary adjustment is one of opportunity rather than Board identified objective. The committee concludes that the recommended amendment will have a beneficial impact by having an enrollment similar to other middle schools, result in a school that will offer the comprehensive programming for a middle school, and will eliminate split feeders. The committee recommends that the adjustment will be better for students and meets the factors contained in Policy JC.

6. Minor adjustment: Beaver Acres ES & Barnes ES

The Board understood that the MSBA process might find it necessary and appropriate to recommend amendments to elementary and/or high school boundaries. In addition to recommending a new attendance boundary for Five Oaks MS, the committee also recommends a minor boundary adjustment between Barnes ES and Beaver Acres ES consistent with the following Board Objective:

"If warranted, study and recommend minor adjustments to elementary and/or high school attendance boundaries in order to reconcile split feeder patterns or otherwise improve the alignment of attendance boundaries between all school levels."

Staff brought to the committee's attention the small area of the Barnes ES attendance area that is located west of SW 170th Avenue. This area is adjacent to existing Beaver Acres ES attendance area and could walk to Beaver Acres ES. Currently, the students living in this area are transported to Barnes ES.



For this minor elementary school boundary amendment, the committee finds that the student body composition will be minimally impacted, that capacity within both elementary schools is adequate to serve current and future students, that middle school and high school feeder patterns will remain unchanged, and that the recommended boundary is consistent with and an improvement upon neighborhood proximity for those students moving to Beaver Acres ES.

The committee also finds the minor amendment to the Barnes and Beaver Acres ESs shared boundary meets the Board Objective and the factors contained in Policy JC.

C. Legacy of Students to Current Boundary School

The District is using the term “legacy students” when referring to students remaining at their original school of attendance, rather than “grandfathered students”. The latter term has its roots in usage in southern states during The Reconstruction era to disenfranchise former African-American slaves from their rights as American citizens. Because of this historical use and definition, the District will not use this term and prefers the term “legacy”.

The committee has received public testimony concerning the possibility of recommending a legacy option for students to remain in the middle school in which they are currently enrolled and not be required to move to a new middle school.

If the committee were to consider recommending to the Superintendent a legacy opportunity for students to remain at the middle school they are currently attending, staff recommend the following as a legacy parameters:

- Students entering the 8th grade in SY 2021-22 may opt in to remain at their original boundary school as legacy students (the default will be for all students to go to their new boundary school).
- Legacy status is not offered to students entering the 6th and 7th grade in SY 2021-22.
- Legacy status is not offered to students that are siblings of those students who opt in to remain at their original MS.

The enrollment projections for each middle school that the committee has been reviewing does not assume a legacy program. Although staff are not able to project how many incoming 8th graders would opt to remain at their current middle school, any capacity issues would last for only one school year and will most likely impact Stoller and perhaps Five Oaks. The current projection for SY 21-22 for Stoller is approximately 100% capacity of the permanent structure. If all 8th grade students at Stoller opted to remain at Stoller, the one-year higher enrollment could necessitate the use of the portables located on the site for at least SY 21-22.

Any legacy program that would be approved by the District would have an enrollment period of 4-6 weeks in early 2021. This would allow Teaching and Learning staff to understand the sizes of 8th grade classes at each of the middle schools and plan staffing resources accordingly for SY 2021-22.