



# **Peninsula School District**

## **2020-2021 Budget Adoption All Funds**

August 27, 2020 Board Meeting

# Peninsula School District 2020-2021 Budget Adoption General Fund

- The General Fund is where the day-to-day operations of the district take place in providing educational programs to students.
  - Classroom Instruction & Instructional Support
  - District-Wide Support – Transportation, Food Services
  - Community Use
  - Administration – School & Central

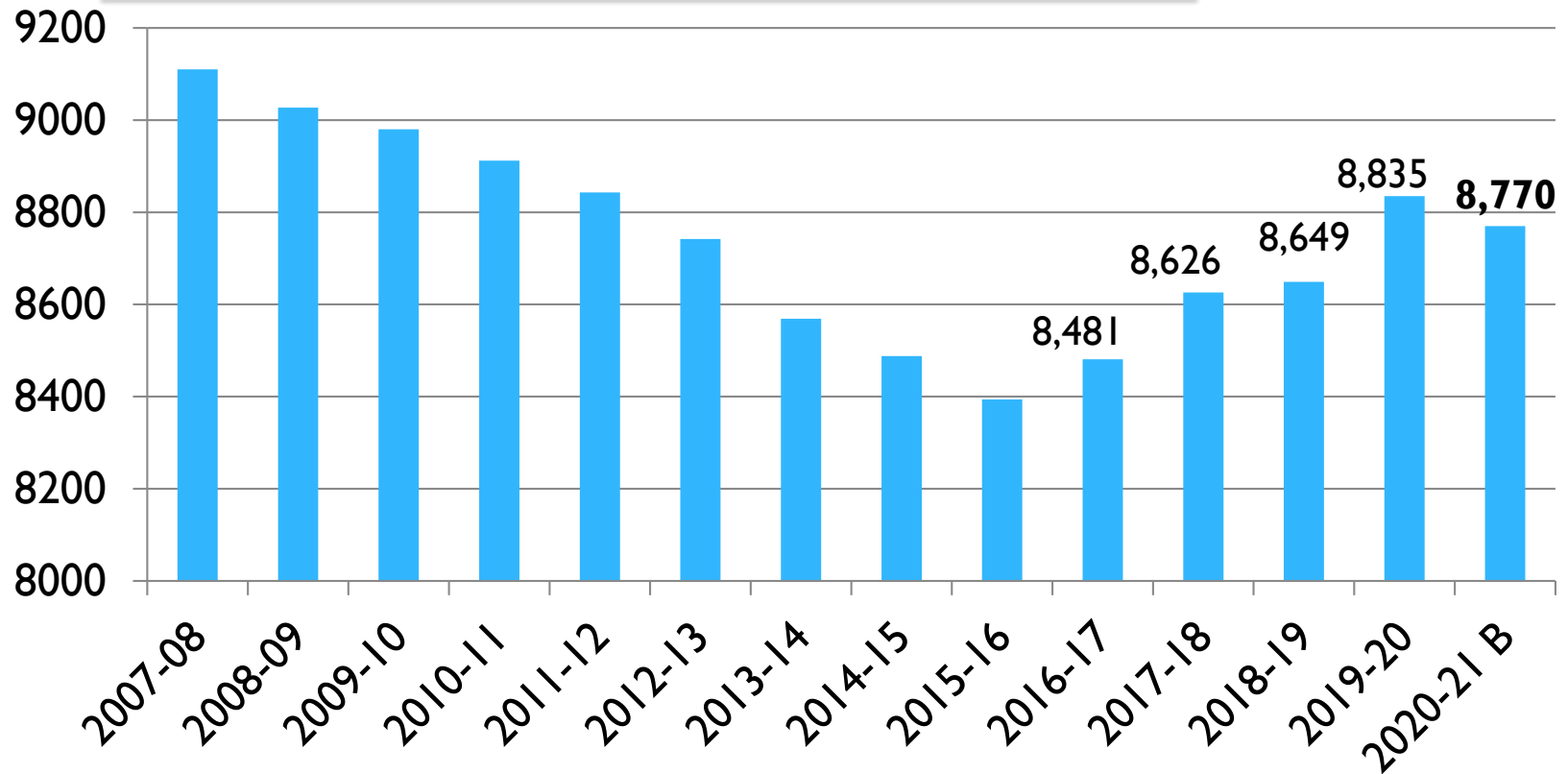
# Peninsula School District

## 2020-2021 Budget Adoption

### General Fund – Funded Enrollment

Grade/Program	2019-2020 Budget	2019-2020 Annual Avg	2020-2021 Budget
Kindergarten	640	702.53	620
Grades 1- 5	3,294	3,325.50	3,363
Grades 6 – 8	2,166	2,185.39	2,106
Grades 9 – 12	2,670	2,621.31	2,681
<b>Subtotals</b>	<b>8,770</b>	<b>8,834.73</b>	<b>8,770</b>
Peninsula Internet Academy	50	49.92	48
Running Start	370	354.40	365
Open Doors- Fresh Start	-	-	20
<b>Total K-12 Enrollment</b>	<b>9,190</b>	<b>9,239.05</b>	<b>9,203</b>

# Peninsula School District 2020-2021 Budget Adoption General Fund – Enrollment

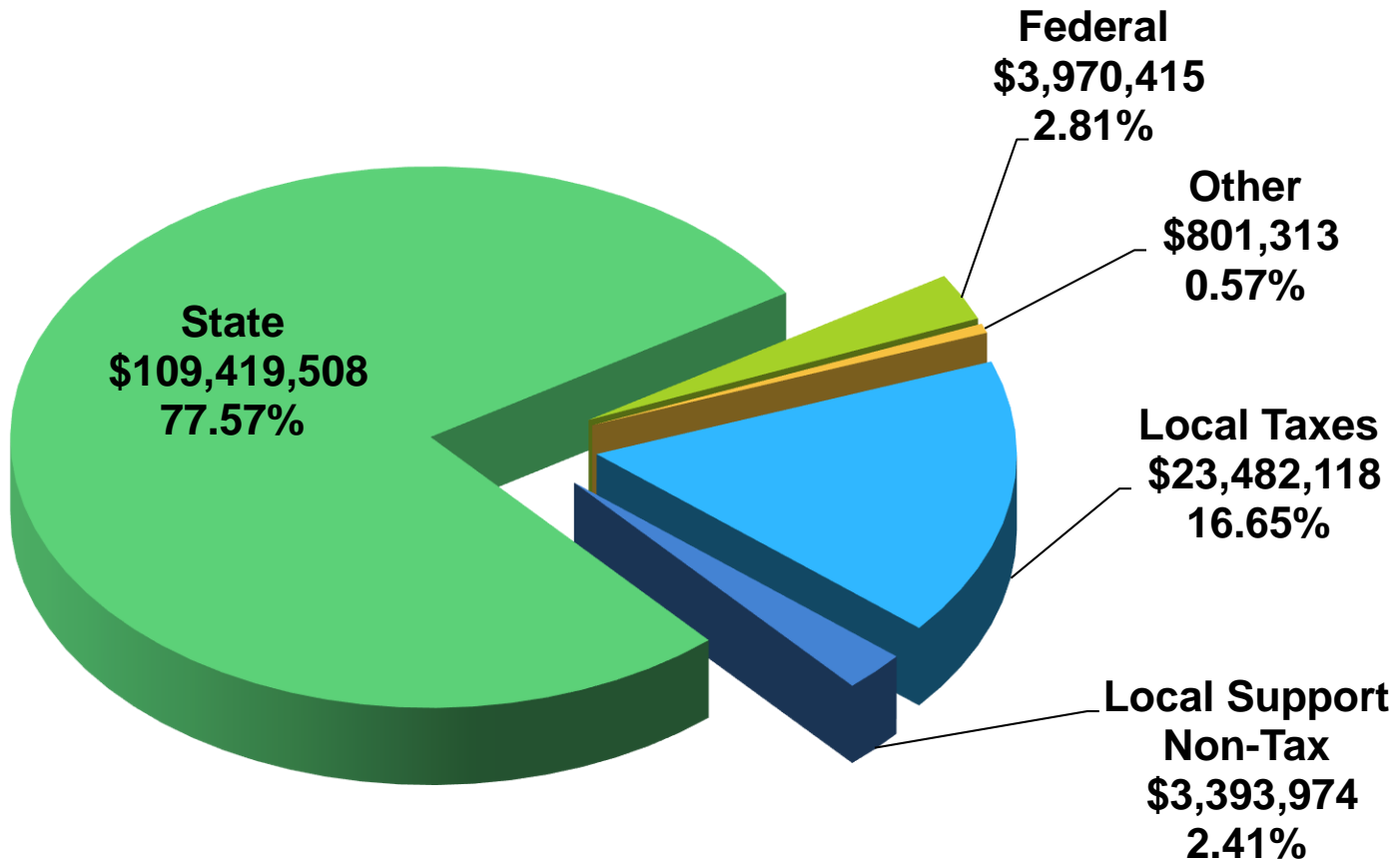


K's converted to reflect 1.0 FTE for all years  
Does not include Running Start FTE or ALE

# Peninsula School District 2020-2021 Budget Adoption General Fund - Revenue

Revenue by Type of Funding	Amount
<b>Local Taxes:</b> Educational Programs & Operations Levy	\$ 23,482,118
<b>Local Non-Tax:</b> Tuitions, class fees, donations, sales of goods, facility rentals, investment earnings, e-rate (Eliminate Traffic Safety, CTE Fees)	\$ 3,393,974
<b>State Apportionment:</b> Basic Ed/CTE Funding	\$ 88,039,993
<b>State Programs:</b> Special Education, LAP, Highly Capable, Transitional Bilingual, State Breakfast/Lunch, Transportation, Leadership Grant, BEST Grant, National Board Cert Bonus Program	\$ 21,379,515
<b>Federal Programs/Grants:</b> Special Education, Title I, Title II, Title III, Title IV, National School Lunch/Breakfast, Carl Perkins Grant, KP Bus Connect, Special Education Medicaid Reimbursement	\$ 3,970,415
<b>All Other:</b> Other Government Agency Grants, Revenue Capacity	\$ 801,313
<b>Total Revenue – General Fund</b>	<b>\$141,067,328</b>

# Peninsula School District 2020-2021 Budget Adoption General Fund – Revenue \$141,067,328

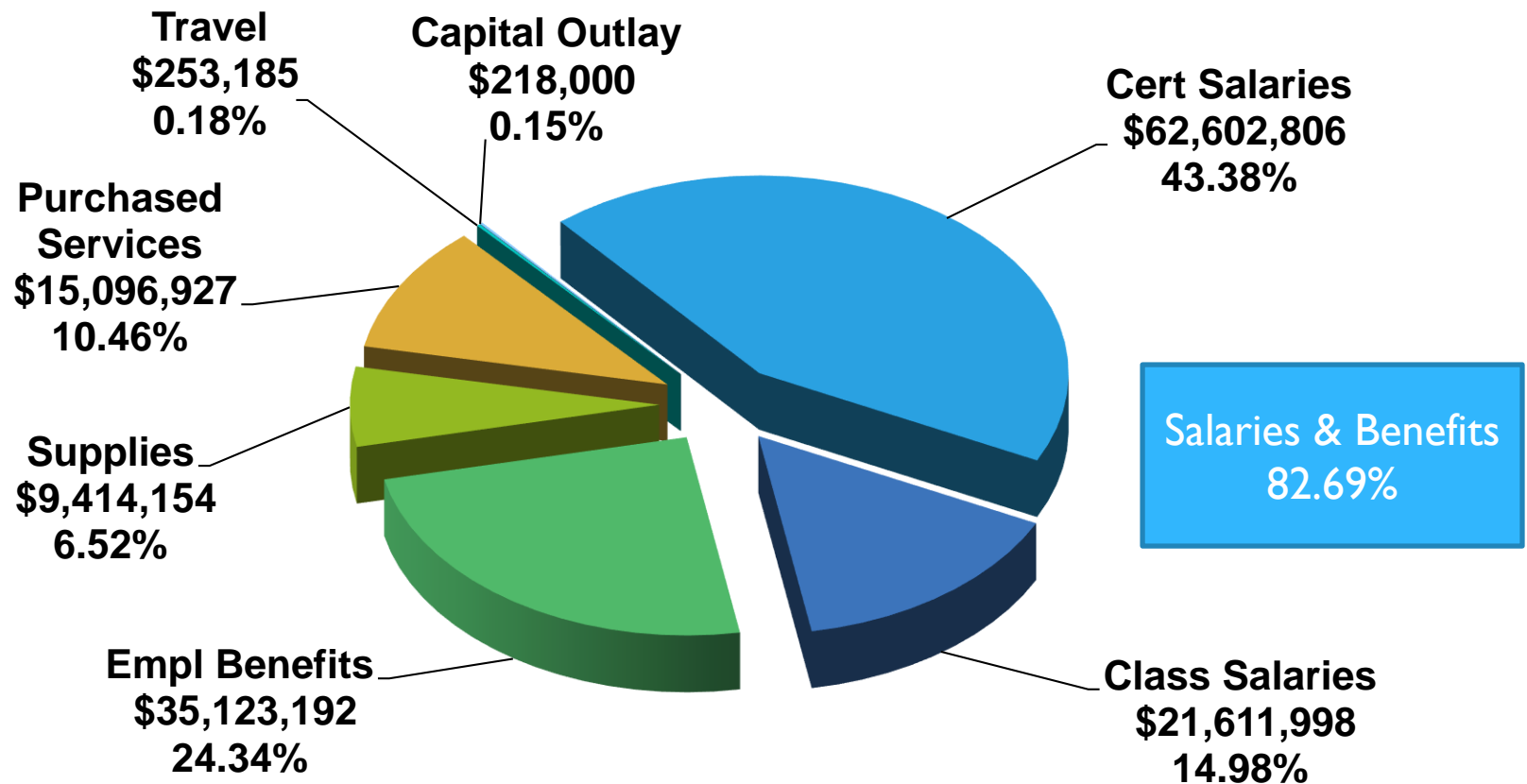


# Peninsula School District 2020-2021 Budget Adoption General Fund - Expenditures

Expenditures By Object	Amount
<b>Certificated Salaries:</b> Teachers, Principals, Assistant Principals, District Administrators, Nurses, Librarians, Psychologists, Counselors, Deans of Students,	\$ 62,602,806
<b>Classified Salaries:</b> Para-educators, Health Technicians, Clerical staff, Custodians, Bus Drivers, Maintenance, Grounds, Technology, District Administrators-Directors, Supervisors, Coordinators, Mechanics, Lifeguards, Security, Coaches	\$ 21,611,998
<b>Employee Fringe &amp; Health Benefits:</b> Retirement, Social Security, Medicare, Unemployment and L&I payroll taxes, WA Paid Family Medical Leave, Health benefits (SEBB)	\$ 35,123,192
<b>Supplies:</b> Classroom items, textbooks, software, workbooks, binders, fuel, technology devices, small equipment/instruments, paper, custodial, parts, wood chips, lumber, paint, toner & ink, tables, chairs, library books, tires	\$ 9,414,154
<b>Purchased Services:</b> Utilities, Food Services Contract, Insurance, Contracted Services, Maintenance Projects, Registrations	\$ 15,096,927
<b>Travel:</b> Itinerant Mileage, Travel costs related to conferences/trainings out-of-district	\$ 253,185
<b>Capital Outlay:</b> (Items over \$5,000) Music Instruments, vehicles, garbage bins, equipment	\$ 218,000
<b>Total Expenditure – General Fund</b>	<b>\$144,320,262</b>

# Peninsula School District 2020-2021 Budget Adoption

General Fund – Expenditures \$144,320,262





# Peninsula School District 2020-2021 Budget Adoption MSOC Disclosure

2020-2021 MSOC Disclosure	Budget Amounts
<b>(A) Total State Revenue - MSOC Allocation</b>	<b>\$ 11,316,560</b>
<b><u>Budgeted Expenditures By Object:</u></b>	
Object 5 – Supplies/Materials	\$ 9,414,154
Object 7 – Purchased Services	\$ 15,096,927
Object 8 – Travel	\$ 253,185
Object 9 – Capital Outlay	\$ 218,000
<b>(B) Total Expenditures Budgeted</b>	<b>(\$ 24,982,266)</b>
<b>(C) Difference (Revenue less Expenditures)</b>	<b>(\$ 13,665,706)</b>

As part of the budget development, hearing and review process required by chapter 28A.505 RCW, each school district must disclose: (A) The amount of state funding to be received as MSOC Allocation, (B) The amount proposed to spend for materials, supplies and operating costs, and (C) The difference between these two amounts. If (A) exceeds (B), the district should identify any proposed use of difference and how this will improve student achievement.

# Peninsula School District 2020-2021 Budget Adoption Levy Collection & Levy Spending Plan

Collection Year	Voter Approved Amount	Fall 2020 Collection 45%	Spring 2021 Collection 54%	Tax Rate Collection Year
2020	\$27,690,000			
2020 Est Rollback	\$(4,372,155)			
2020* (9,067 FTE * \$2,563)	\$23,317,845	\$10,493,030		
2021	\$25,140,000			
2021 Est Rollback	\$(1,086,133)			
2021* (9,237 FTE * \$2,604)	\$24,053,867		\$12,989,088	
Fiscal Year 2020-2021		\$10,493,030	\$12,989,088	<b>\$23,482,118</b>

\* ESSB 5313 – 2019 Legislative Change Enrichment Levy calculation

- Lesser of \$2.50/\$1,000 AV or \$2,500 (+ IPD) times Prior Year Average Annual Enrollment FTE

# Peninsula School District 2020-2021 Budget Adoption General Fund – Levy Spending Plan

Enrichment Levy Spending Plan	Budget
Staffing Allocations over State Funded FTE – Salary & Benefit Costs (Includes Special Education underfunding)	\$ 13,039,362
Extra Curricular/Athletics	\$ 2,431,247
Professional Development	\$ 2,469,731
Maintenance & Safety Projects	\$ 1,320,000
<u>Supplies/Equipment</u> : Technology Devices, Support Service Equipment, Furniture Replacement, Instructional Supplies Building Allocations, Library Allocations, Curriculum, Emergency Supplies, Assessment	\$ 3,201,134
<u>Supplemental Instructional Support</u> – CISP, Intervention Programs, After School Activity Runs, WE Day, Junior Achievement, Mid-Day Transportation	\$ 1,020,644
<b>Total Enrichment Levy Spending Plan</b>	<b>\$ 23,482,118</b>

# Peninsula School District 2020-2021 Budget Adoption General Fund Summary

	2019-2020 Adopted Budget	2019-2020 Estimated Actuals	2020-2021 Proposed Budget
Estimated Beginning Fund Balance	\$ 11,081,396	\$ 13,592,730	\$ 12,992,392
Revenues	\$139,221,599	\$138,688,678	\$141,067,328
<b>Expenditures</b>	<b>\$142,206,548</b>	<b>\$139,289,016</b>	<b>\$144,320,262</b>
Estimated Ending Fund Balance	\$ 8,096,447	\$ 12,992,392	\$ 9,739,458
Restricted Ending Fund Balance	\$ 1,675,000	\$ 6,066,562	\$ 3,175,000
Unreserved Fund Balance	\$ 6,421,447	\$ 6,925,830	\$ 6,564,458
Unreserved Fund Balance %	4.52%	4.87%	4.55%

*Board Goal for Unreserved Fund Balance 4 – 6%*

# Peninsula School District 2020-2021 Budget Adoption General Fund Ending Fund Balance

	2019-2020 Adopted Budget	2019-2020 Estimated Actuals	2020-2021 Proposed Budget
<b>Estimated Ending Fund Balance</b>	<b>\$ 8,096,447</b>	<b>\$ 12,992,392</b>	<b>\$ 9,739,458</b>
<b>Components of Fund Balance:</b>			
Restricted-Categorical Carryover		\$ 692,458	
Nonspendable Fund Balance	\$ 600,000	\$ 1,267,326	\$ 900,000
Restricted-Uninsured Risks	\$ 75,000	\$ 75,000	\$ 75,000
Assigned Contingencies-Maintenance	\$ 1,000,000	\$ 1,000,000	\$ 1,000,000
Assigned Other Purposes-Carryovers		\$ 3,031,778	\$ 1,200,000
<b>Total Restricted Ending Fund Balance</b>	<b>\$ 1,675,000</b>	<b>\$ 6,066,562</b>	<b>\$ 3,175,000</b>
<b>Unrestricted Ending Fund Balance</b>	<b>\$ 6,421,447</b>	<b>\$ 6,925,830</b>	<b>\$ 6,564,458</b>

Unreserved Fund Balance %

4.52%

4.87%

4.55%

# Peninsula School District 2020-2021 Budget Adoption General Fund – Four Year Forecast

	2020-2021 Budget	2021-2022 Forecast	2022-2023 Forecast	2023-2024 Forecast
Enrollment	9,203	9,225	9,245	9,303
Staff FTE Counts:	665 Cert 375 Class	665 Cert 378 Class	665 Cert 378 Class	667 Cert 378 Class
<b>Revenue:</b>				
Local	\$ 23,428,118	\$ 24,277,893	\$ 24,751,696	\$ 25,289,696
Local NonTax	\$ 3,393,974	\$ 3,444,884	\$ 3,444,884	\$ 3,444,884
State	\$ 109,419,508	\$ 111,809,135	\$ 114,243,560	\$ 117,117,200
Federal	\$ 3,970,415	\$ 4,220,415	\$ 4,296,415	\$ 4,352,739
Other	\$ 801,313	\$ 836,518	\$ 836,518	\$ 836,518
<b>Total Revenue</b>	<b>\$ 141,067,328</b>	<b>\$ 144,588,844</b>	<b>\$ 147,573,072</b>	<b>\$ 151,041,036</b>

Assumptions for Forecast Years: OSPI enrollment projections, minimal staff FTE increases, Enrichment Levy renewed in 2020 but limited to \$2,500+ per PY Enrollment FTE, State revenues increased by IPD

# Peninsula School District 2020-2021 Budget Adoption General Fund – Four Year Forecast

	2020-2021 Budget	2021-2022 Forecast	2022-2023 Forecast	2023-2024 Forecast
<b>Expenditures:</b>				
Regular Education	\$ 85,492,882	\$ 86,231,754	\$ 87,783,925	\$ 89,886,903
Special Education	\$ 21,043,256	\$ 21,043,256	\$ 21,807,631	\$ 22,243,784
Vocational Ed	\$ 5,148,288	\$ 5,240,957	\$ 5,335,294	\$ 5,431,330
Compensatory	\$ 3,337,953	\$ 3,391,360	\$ 3,445,622	\$ 3,548,991
Other Instructional	\$ 1,151,346	\$ 1,185,886	\$ 1,221,463	\$ 1,241,006
Comm Services	\$ 605,342	\$ 605,342	\$ 615,027	\$ 621,178
Support Services	\$ 27,541,195	\$ 27,856,854	\$ 28,302,564	\$ 28,755,405
<b>Total Expenditures</b>	<b>\$ 144,320,262</b>	<b>\$ 145,934,188</b>	<b>\$ 148,511,527</b>	<b>\$ 151,728,596</b>

Assumptions for Forecast Years: Expenditures increased by 3%, reductions made in 2021-2022 to reduce carryover contingency to amount reflected in 2020-2021 Ending Balance. Forecast years reflect anticipated changes in on-going costs that may not correspond with revenue changes. Specific concerns with Special Education program costs already exceeding revenue funding for this program.

# Peninsula School District 2020-2021 Budget Adoption General Fund – Four Year Forecast

	2020-2021 Proposed Budget	2021-2022 Forecast	2022-2023 Forecast	2023-2024 Forecast
Revenues	\$ 141,067,328	\$ 144,588,844	\$ 147,573,072	\$ 151,041,036
Expenditures	\$ 144,320,262	\$ 145,934,188	\$ 148,511,527	\$ 151,728,596
Excess of Rev/Exp	\$ (3,252,934)	\$ (1,345,344)	\$ (938,455)	\$ (687,560)
Est Beginning Fund Balance	\$ 12,992,392	\$ 9,739,458	\$ 8,394,114	\$ 7,455,659
Estimated Ending Fund Balance	\$ 9,739,458	\$ 8,394,114	\$ 7,455,659	\$ 6,768,099

Assumptions for Forecast Years:

**Revenue:** IPD inflation increases to state revenues, modest enrollment increases anticipated over future years, levy limited to \$2,500+ per student enrollment and renewed in 2022.

**Expenditures:** Staffing FTE adjusted based on student enrollment, minor changes to expenditures to maintain healthy programs, anticipate some inflationary changes, reductions to some expenditures to accommodate new expenditures



# Peninsula School District

## 2020-2021 Budget Adoption

### Capital Projects Fund

- The Capital Projects Fund is used for the acquisition and construction of major capital facilities.
- **Primary Revenue Sources:**
  - Capital Bond Proceeds
  - Capital Levy Proceeds
  - Impact Fees – City of Gig Harbor & Pierce County

# Peninsula School District

## 2020-2021 Budget Adoption

### Capital Projects Fund

	2019-2020 Adopted Budget	2019-2020 Estimated Actuals	2020-2021 Proposed Budget
Estimated Beginning Fund Balance	\$ 75,921,667	\$ 74,026,775	\$ 168,707,239
Revenues	\$ 1,823,337	\$ 116,045,948	\$ 1,584,717
<b>Expenditures</b>	<b>\$ 67,720,000</b>	<b>\$ 21,365,484</b>	<b>\$ 126,119,749</b>
Estimated Ending Fund Balance	\$ 10,025,004	\$ 168,707,239	\$ 44,172,207
<i>Restricted Bond Proceeds</i>	\$ 3,674,399	\$ 162,046,560	\$ 42,539,516
<i>Restricted Impact Fees – Pierce County</i>	\$ 2,801,703	\$ 3,190,061	\$ 290,986
<i>Restricted Impact Fees – City of Gig Harbor</i>	\$ 2,462,395	\$ 2,443,245	\$ 309,813
<i>Assigned to Fund Purposes</i>	\$ 1,086,507	\$ 1,027,373	\$ 1,031,892

# Peninsula School District

## 2020-2021 Budget Adoption

### Capital Projects Fund

#### Four – Year Budget Forecast Summary

	2020-2021 Proposed Budget	2021-2022 Forecast	2022-2023 Forecast	2023-2024 Forecast
Estimated Beginning Fund Balance	\$168,707,239	\$ 44,172,207	\$ 5,457,252	\$ 1,758,859
Revenues	\$ 1,584,717	\$ 681,394	\$ 400,000	\$ 335,000
<b>Expenditures</b>	<b>\$126,119,749</b>	<b>\$ 39,396,350</b>	<b>\$ 4,098,392</b>	<b>\$ 600,000</b>
Estimated Ending Fund Balance	\$ 44,172,207	\$ 5,457,252	\$ 1,758,859	\$ 1,493,859

# Peninsula School District

## 2020-2021 Budget Adoption

### Debt Service Fund

- The Debt Service Fund is used for the repayment of principal and interest on outstanding bonds.
- Primary Revenue Sources:
  - Taxes levied annually to cover debt service payments

# Peninsula School District

## 2020-2021 Budget Adoption

### Debt Service Fund

	2019-2020 Adopted Budget	2019-2020 Estimated Actuals	2020-2021 Proposed Budget
Estimated Beginning Fund Balance	\$ 3,323,200	\$ 3,309,555	\$ 6,591,118
Revenues	\$ 8,555,427	\$ 11,004,295	\$ 12,351,019
<b>Expenditures</b>	<b>\$ 7,732,272</b>	<b>\$ 7,722,732</b>	<b>\$ 14,653,075</b>
Estimated Ending Fund Balance	\$ 4,146,355	\$ 6,591,118	\$ 4,289,062

#### **Outstanding Debt Information:**

- UTGO Refunding 2011 (2003 & 2004 Bonds)—last payment Dec 2019
- UTGO 2019 Principal & Interest Payments = \$9,900,100
- UTGO 2020 Principal & Interest Payments = \$4,742,975

# Peninsula School District

## 2020-2021 Budget Adoption

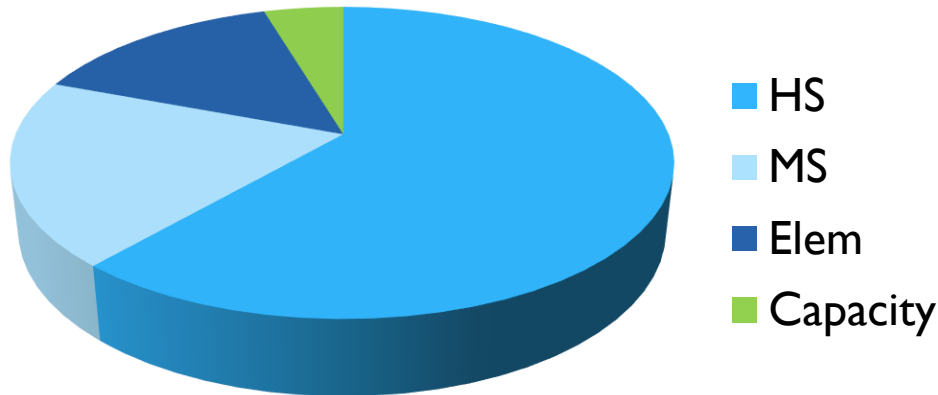
### Debt Service Fund

#### Four – Year Budget Forecast Summary

	2020-2021 Proposed Budget	2021-2022 Forecast	2022-2023 Forecast	2023-2024 Forecast
Estimated Beginning Fund Balance	\$ 6,591,118	\$ 4,289,062	\$ 4,608,137	\$ 4,530,962
Revenues	\$12,351,019	\$12,847,500	\$12,937,500	\$13,020,750
<b>Expenditures</b>	<b>\$14,653,075</b>	<b>\$12,528,425</b>	<b>\$13,014,675</b>	<b>\$10,913,300</b>
Estimated Ending Fund Balance	\$ 4,289,062	\$ 4,608,137	\$ 4,530,962	\$ 6,638,412

# Peninsula School District 2020-2021 Budget Adoption Associated Student Body Fund

- The Associated Student Body Fund is used for student run government activities outside of general instruction.



# Peninsula School District

## 2020-2021 Budget Adoption

### Associated Student Body Fund

	2019-2020 Adopted Budget	2019-2020 Estimated Actuals	2020-2021 Proposed Budget
Estimated Beginning Fund Balance	\$ 986,317	\$ 865,406	\$ 984,044
Revenues	\$ 2,122,415	\$ 922,886	\$ 1,964,260
<b>Expenditures</b>	<b>\$ 2,022,840</b>	<b>\$ 804,248</b>	<b>\$ 1,983,955</b>
Estimated Ending Fund Balance	\$ 1,085,892	\$ 984,044	\$ 964,349

#### ASB Group Percentage of Expenditures:

- High Schools (3) 72.8%
- Middle Schools (4) 20.8%
- Elementary Schools (6) 1.5%
- Budget Capacity 4.9%



# Peninsula School District 2020-2021 Budget Adoption Associated Student Body Fund

## Four – Year Budget Forecast Summary

	2020-2021 Proposed Budget	2021-2022 Forecast	2022-2023 Forecast	2023-2024 Forecast
Estimated Beginning Fund Balance	\$ 984,044	\$ 964,349	\$ 966,349	\$ 975,149
Revenues	\$ 1,964,260	\$ 1,980,000	\$ 1,999,800	\$ 2,019,798
<b>Expenditures</b>	<b>\$ 1,983,955</b>	<b>\$ 1,978,000</b>	<b>\$ 1,991,000</b>	<b>\$ 2,011,000</b>
Estimated Ending Fund Balance	\$ 964,349	\$ 966,349	\$ 975,149	\$ 983,947

# Peninsula School District 2020-2021 Budget Adoption Transportation Vehicle Fund

- The Transportation Vehicle Fund is used for purchasing new and used school buses.



Current Bus Fleet:

62	Large Buses
<u>35</u>	<u>Small Buses</u>
97	Total Fleet

# Peninsula School District

## 2020-2021 Budget Adoption

### Transportation Vehicle Fund

	2019-2020 Adopted Budget	2019-2020 Estimated Actuals	2020-2021 Proposed Budget
Estimated Beginning Fund Balance	\$ 877,215	\$ 1,095,215	\$ 785,244
Revenues	\$ 878,574	\$ 597,494	\$ 592,513
<b>Expenditures</b>	<b>\$ 950,000</b>	<b>\$ 907,465</b>	<b>\$ 697,000</b>
Estimated Ending Fund Balance	\$ 805,789	\$ 785,244	\$ 680,757

#### Transportation Vehicle Fund – Expenditure Plan:

- Purchase 3 Large Buses (w/extra storage capacity)
- Purchase 3 Small Buses (one w/lift)

# Peninsula School District

## 2020-2021 Budget Adoption

### Transportation Vehicle Fund

#### Four – Year Budget Forecast Summary

	2020-2021 Proposed Budget	2021-2022 Forecast	2022-2023 Forecast	2023-2024 Forecast
Estimated Beginning Fund Balance	\$ 785,244	\$ 680,757	\$ 661,800	\$ 708,962
Revenues	\$ 592,513	\$ 603,956	\$ 712,796	\$ 747,267
<b>Expenditures</b>	<b>\$ 697,000</b>	<b>\$ 622,913</b>	<b>\$ 665,634</b>	<b>\$ 698,916</b>
Estimated Ending Fund Balance	\$ 680,757	\$ 661,800	\$ 708,962	\$ 757,313
Assumptions: Revenue			Incoming Transfer from General Fund	Incoming Transfer from General Fund
Assumptions: Expenditures	3 Large Buses 3 Small Buses	3 Large Buses 1 Small Bus	2 Large Buses 3 Small Buses	2 Large Buses 3 Small Buses

# Peninsula School District 2020-2021 Budget Adoption

- Public Hearing
- Adopt Resolution 20-17
  - 2020-2021 Appropriation Budgets by Fund
  - Four-Year Budget Forecast Summary by Fund
  - 2020-2021 Levy Spending Plan

# Peninsula School District 2020-2021 Budget Adoption

<b>Resolution #20-17 Adoption of 2020-2021 Budgets</b>	<b>Expenditure Appropriation</b>
<b>A. General Fund</b>	<b>\$ 144,320,262</b>
<b>B. Transportation Vehicle Fund</b>	<b>\$ 697,000</b>
<b>C. Capital Projects Fund</b>	<b>\$ 126,119,749</b>
<b>D. Debt Service Fund</b>	<b>\$ 14,653,075</b>
<b>E. ASB Fund</b>	<b>\$ 1,983,955</b>