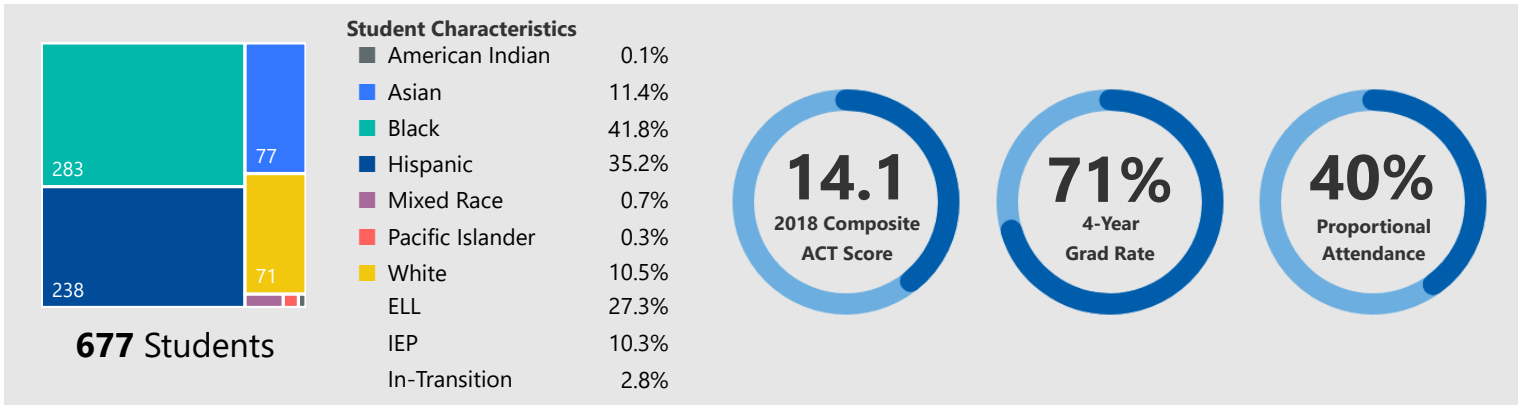


# Northeast High School

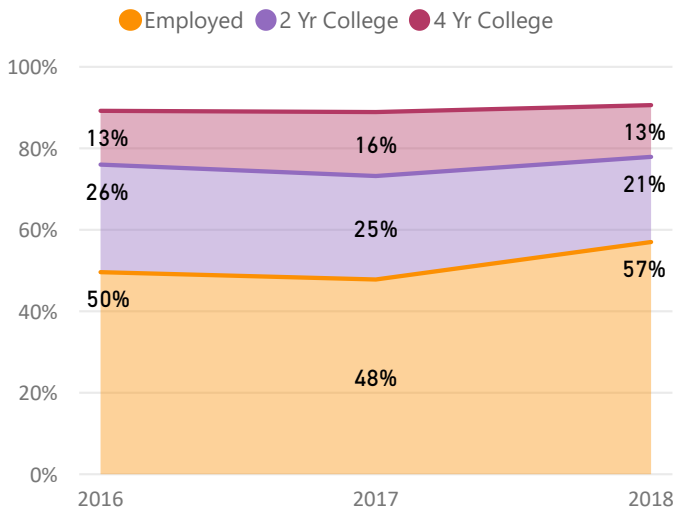


2018-19 school year  
Comprehensive school



## Graduate Success

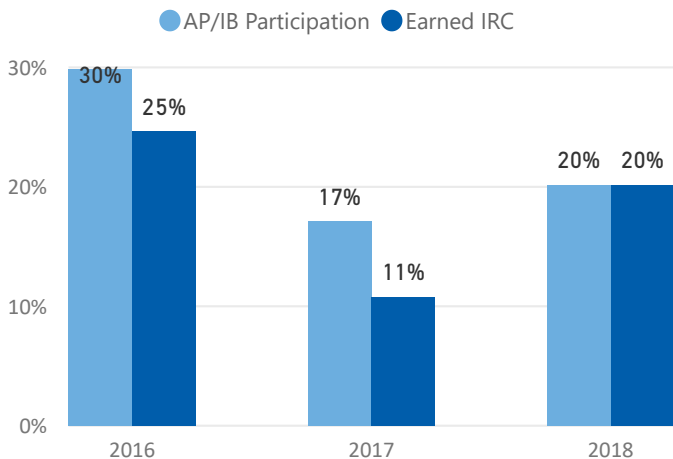
**Post-Grad Placement** follows up on graduates from the previous school year 180 days after graduation.



## College & Career Readiness

**AP/IB Participation:** measures the percent of graduates who completed AP or IB classes.

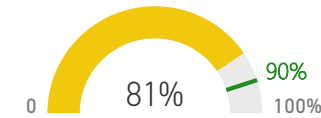
**Earned IRC:** measures the percent of CTE graduates who earned industry recognized credentials.



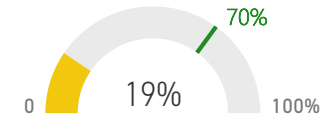
## School Climate

**The KCPS Stakeholder Survey** allows students in grades 3-12 and all teachers to share their perspectives on essential conditions for learning. School participation in this survey is critical.

Teacher Participation



Student Participation



## Discipline



OSS Per Capita

**39.7**


Number of OS suspensions per 100 students.

Non-OSS Students

**79%**

Students who were not OS suspended during the school year.

## Student Mobility



Churn Rate

**50.8**

Number of transfers in or out per 100 students enrolled.

Stable Students

**57%**

Students enrolled in building for entire school year.

## Student Attendance

### Proportional Attendance

Weighted measure based on student hours with a 90/90 target.

### Chronic Absenteeism

Students who miss 10% or more of enrolled school days per year.

