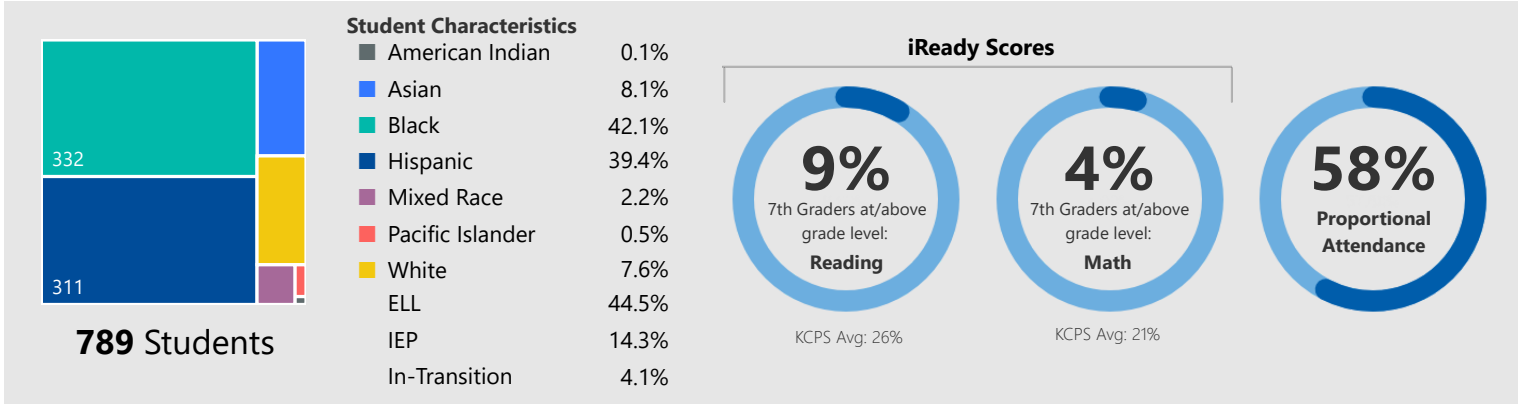


Northeast Middle School

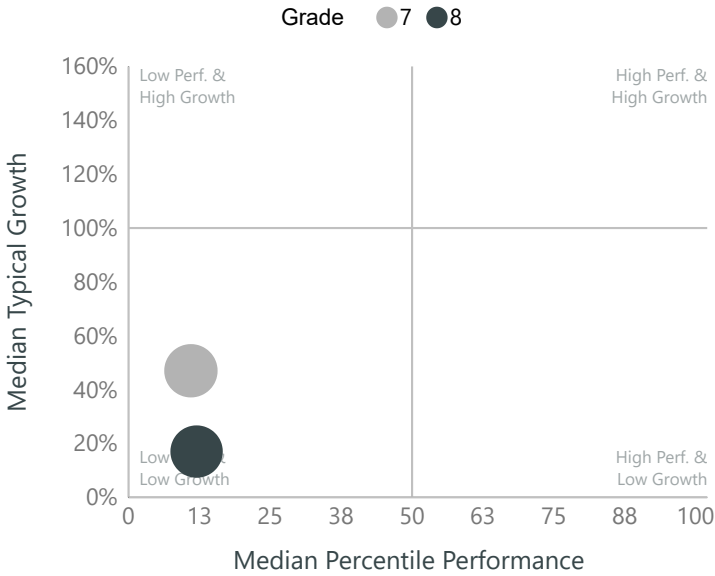


2018-19 school year
Targeted school

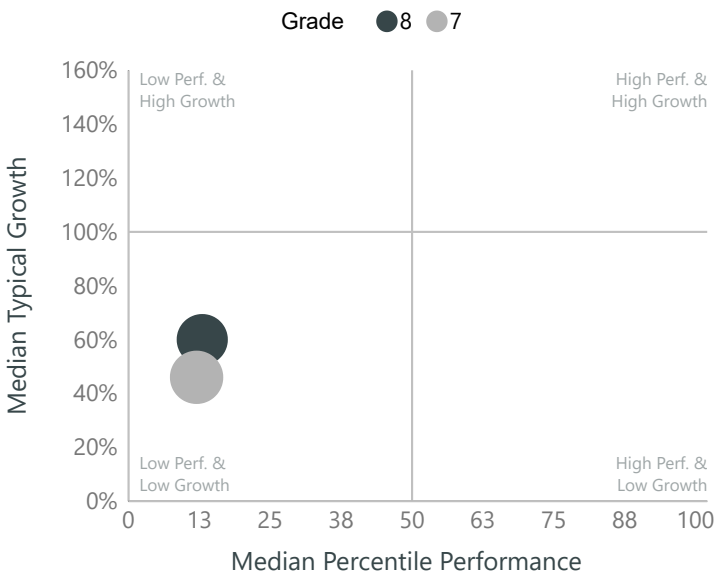


Academic Success

iReady Reading Growth and Performance by Grade



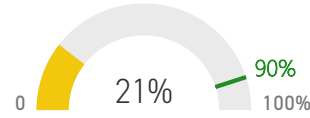
iReady Math Growth and Performance by Grade



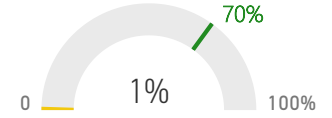
School Climate

The KCPS Stakeholder Survey allows students in grades 3-12 and all teachers to share their perspectives on essential conditions for learning. School participation in this survey is critical.

Teacher Participation



Student Participation



Discipline




OSS Per Capita

171.7
Number of OS suspensions per 100 students.

Non-OSS Students

55%
Students who were not OS suspended during the school year.

Student Mobility



Churn Rate

50.7
Number of transfers in or out per 100 students enrolled.

Stable Students

65%
Students enrolled in building for entire school year.

Student Attendance

Proportional Attendance

Weighted measure based on student hours with a 90/90 target.

Chronic Absenteeism

Students who miss 10% or more of enrolled school days per year.

