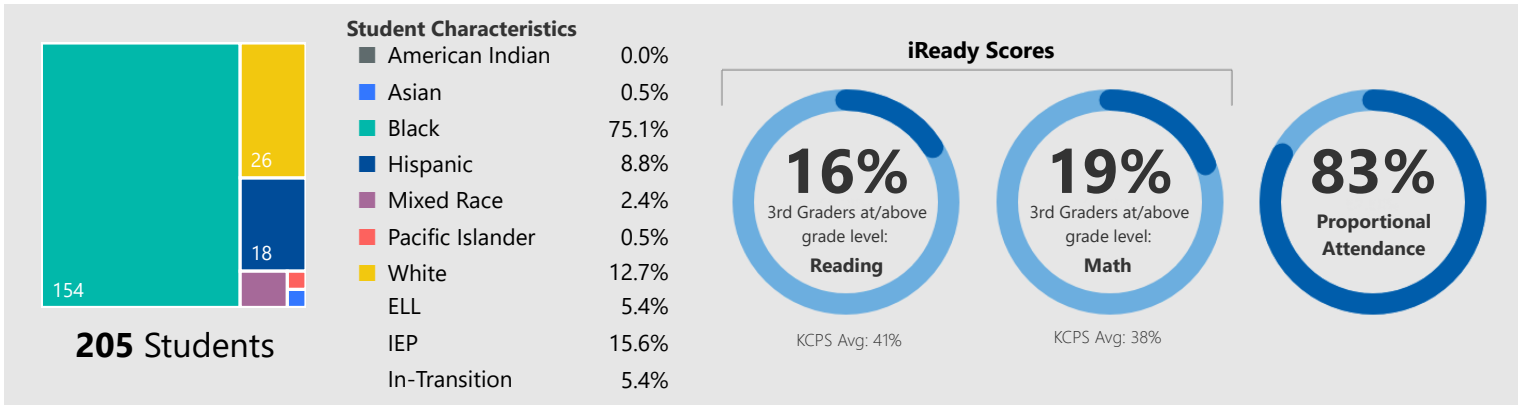


# Longfellow Elementary

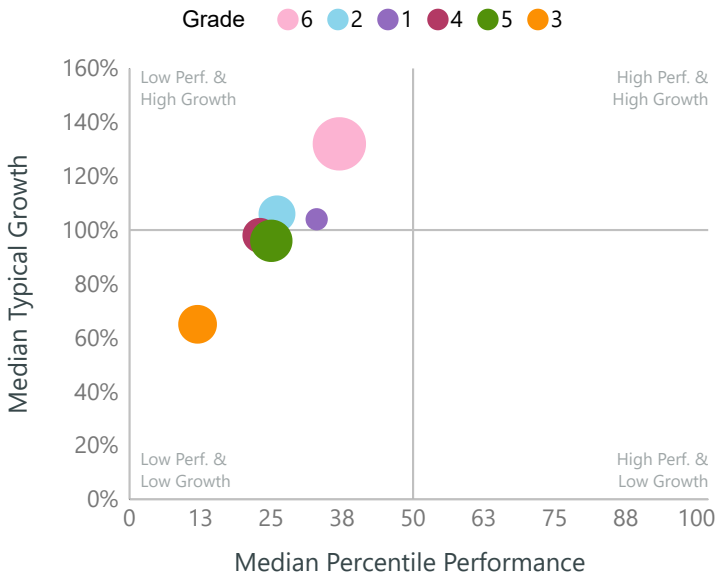


2018-19 school year  
Targeted school

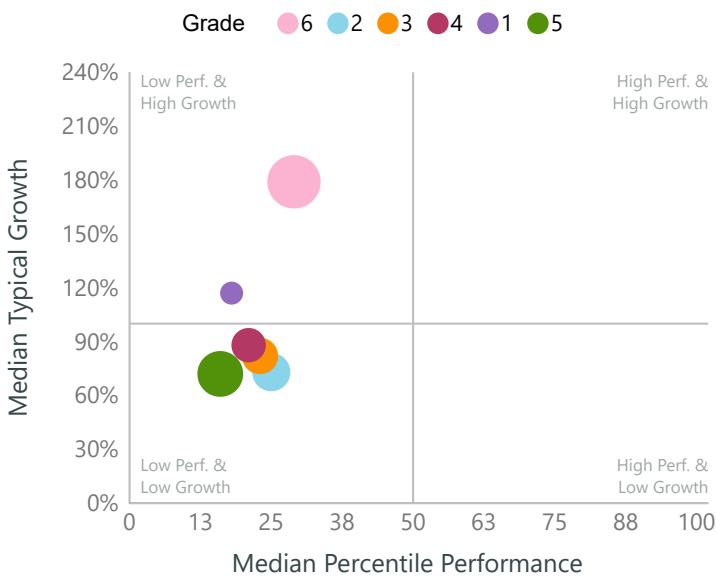


## Academic Success

### iReady Reading Growth and Performance by Grade



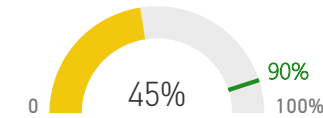
### iReady Math Growth and Performance by Grade



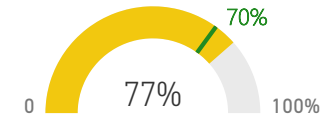
## School Climate

The KCPS Stakeholder Survey allows students in grades 3-12 and all teachers to share their perspectives on essential conditions for learning. School participation in this survey is critical.

### Teacher Participation



### Student Participation



## Discipline




### OSS Per Capita

**57.5**  
Number of OS suspensions per 100 students.

### Non-OSS Students

**71%**  
Students who were not OS suspended during the school year.

## Student Mobility



### Churn Rate

**58.5**  
Number of transfers in or out per 100 students enrolled.

### Stable Students

**65%**  
Students enrolled in building for entire school year.

## Student Attendance

### Proportional Attendance

Weighted measure based on student hours with a 90/90 target.

### Chronic Absenteeism

Students who miss 10% or more of enrolled school days per year.

