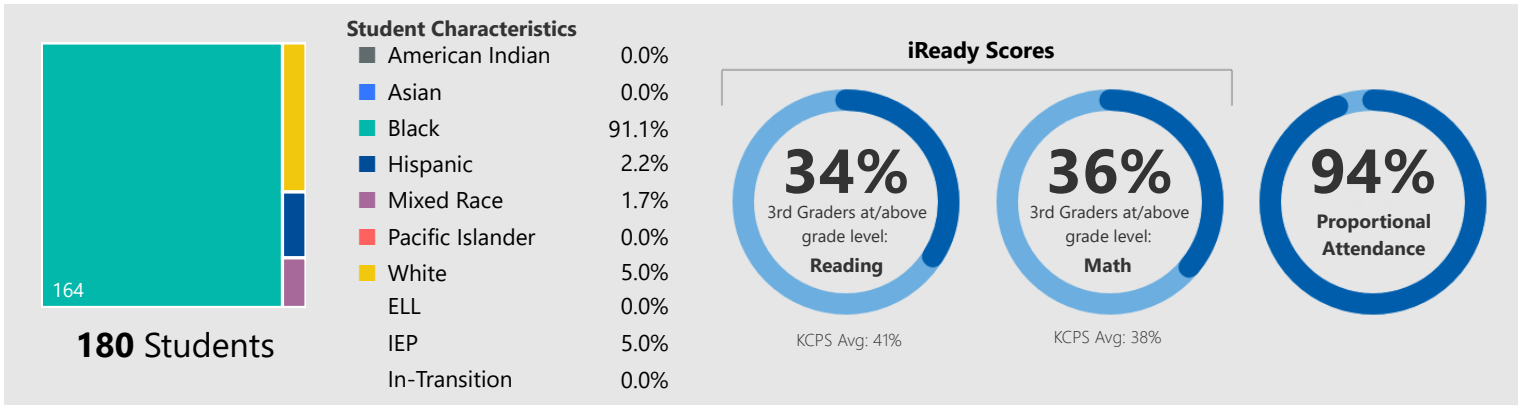


# Harold Holliday, Sr.

## Montessori

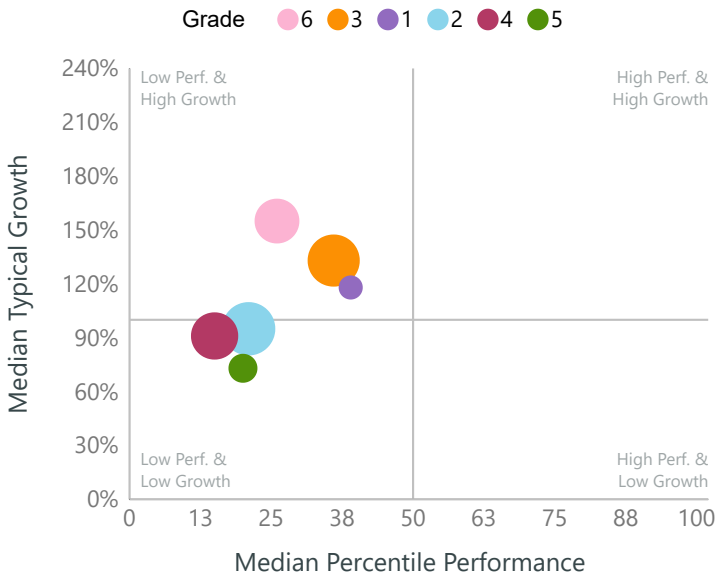


2018-19 school year  
Title 1 school

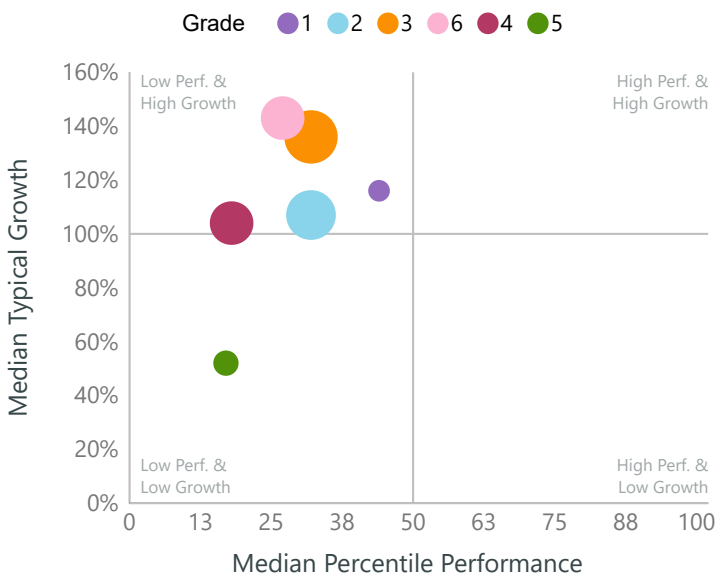


### Academic Success

#### iReady Reading Growth and Performance by Grade



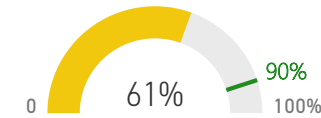
#### iReady Math Growth and Performance by Grade



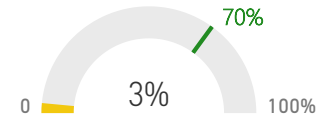
### School Climate

The KCPS Stakeholder Survey allows students in grades 3-12 and all teachers to share their perspectives on essential conditions for learning. School participation in this survey is critical.

#### Teacher Participation



#### Student Participation



### Discipline



#### OSS Per Capita

**5.3**


Number of OS suspensions per 100 students.

#### Non-OSS Students

**96%**

Students who were not OS suspended during the school year.

### Student Mobility



#### Churn Rate

**13.8**

Number of transfers in or out per 100 students enrolled.

#### Stable Students

**82%**

Students enrolled in building for entire school year.

### Student Attendance

#### Proportional Attendance

Weighted measure based on student hours with a 90/90 target.

#### Chronic Absenteeism

Students who miss 10% or more of enrolled school days per year.

