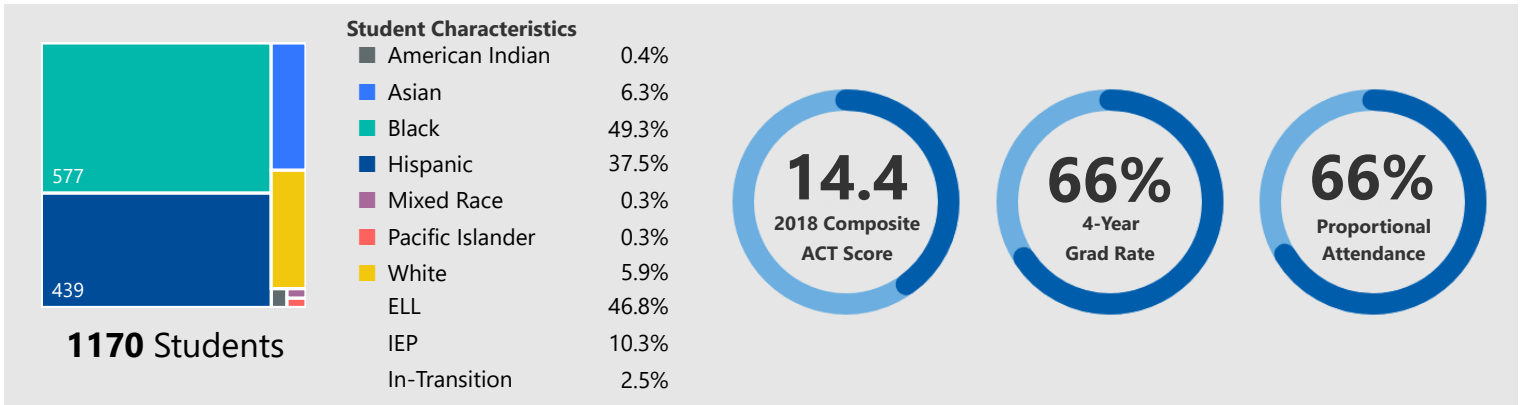


East High School

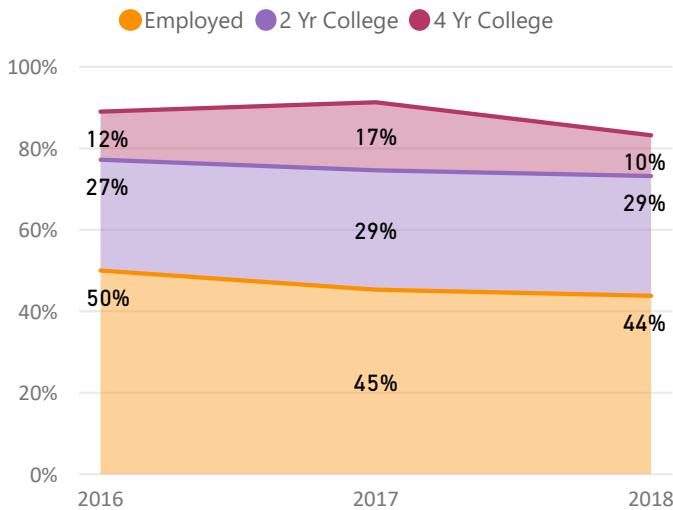


2018-19 school year
S.I.G. school



Graduate Success

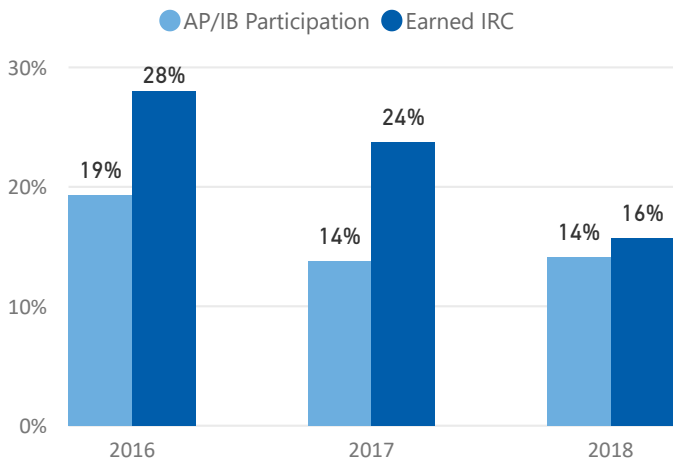
Post-Grad Placement follows up on graduates from the previous school year 180 days after graduation.



College & Career Readiness

AP/IB Participation: measures the percent of graduates who completed AP or IB classes.

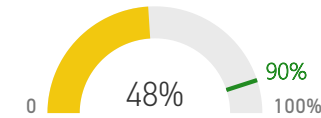
Earned IRC: measures the percent of CTE graduates who earned industry recognized credentials.



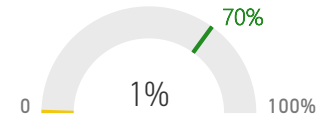
School Climate

The KCPS Stakeholder Survey allows students in grades 3-12 and all teachers to share their perspectives on essential conditions for learning. School participation in this survey is critical.

Teacher Participation



Student Participation



Discipline



OSS Per Capita

24.1


Number of OS suspensions per 100 students.

Non-OSS Students

85%

Students who were not OS suspended during the school year.

Student Mobility



Churn Rate

54.9

Number of transfers in or out per 100 students enrolled.

Stable Students

61%

Students enrolled in building for entire school year.

Student Attendance

Proportional Attendance

Weighted measure based on student hours with a 90/90 target.

Chronic Absenteeism

Students who miss 10% or more of enrolled school days per year.

