

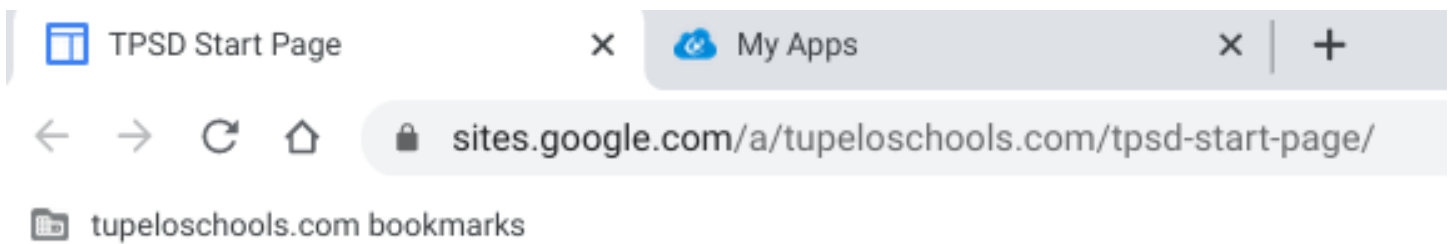
Technology Resource Handout

Parents,


Here are a few instructions on how to log into your child's Canvas and Classlinks accounts from home. Canvas is our learning management system that supports online learning and teaching. Teachers will share information from class, including newsletters, assignments and upcoming information. Classlinks houses Lexia Core 5, Splash Math, AR, McGraw Hill Wonders (reading program), Envision and other programs used at school.

Logging into Classlinks using the quickcard (QR Code) and Chromebook:

1. Open the Chromebook.
2. When the camera comes up, hold up your quickard (pictured below).

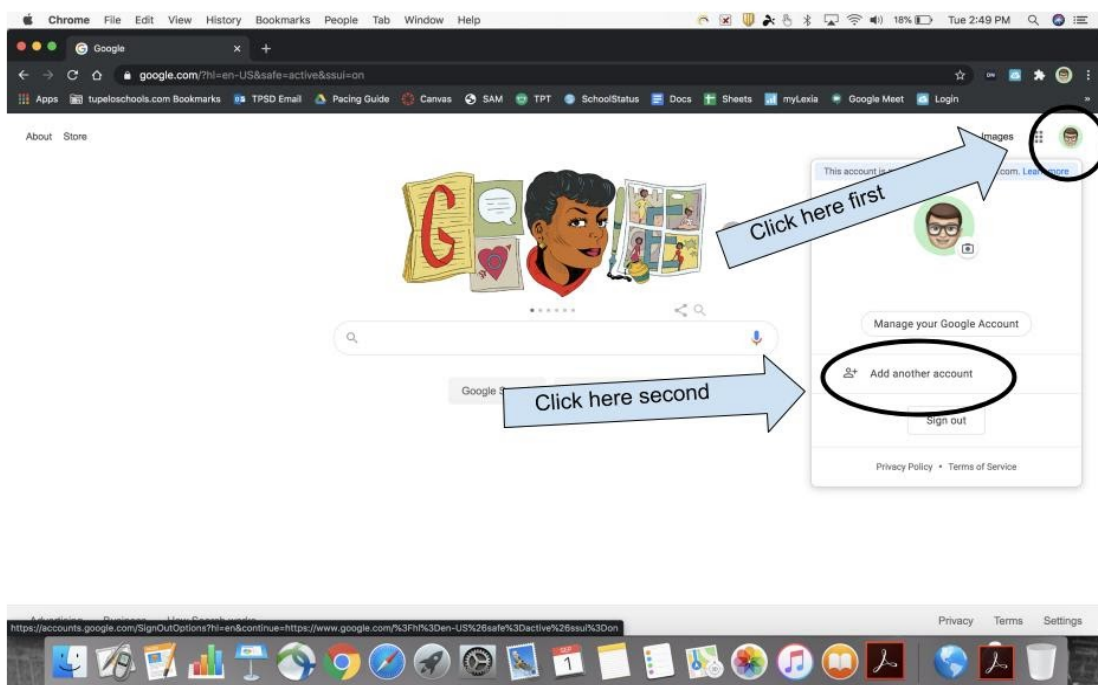


3. Your child's Classlinks page should automatically load (pictured below). It will be the second tab on the screen.



If you don't have a quickcard/ chromebook, here is an alternative- (Logging into your student's Google Account):

1. Click on your internet browser (Google Chrome is the best for this).
 2. Open a new tab.
 3. Click on the profile picture in the upper right corner.
 4. Click on add another account.
5. Type in your child's email address: _____
6. Type in your child's password: _____

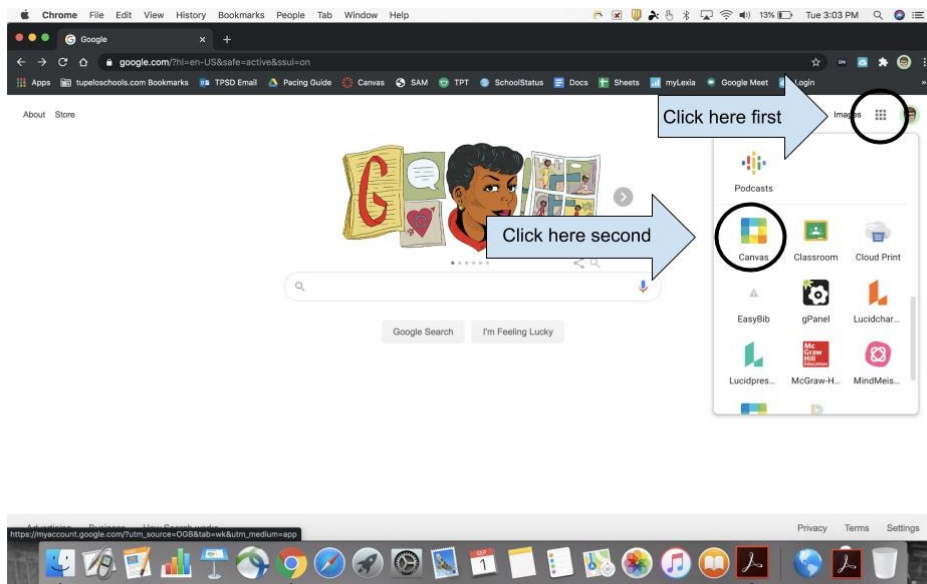


Part 2 (Logging into ClassLinks):

1. Enter the following URL: <https://launchpad.classlink.com/tpsd>
2. Once the page loads click "Log in with Google"
3. You can access Savvas EasyBridge (Envision Math), LEXIA: CORE 5 and other resources from this page.
4. It may be a good idea to bookmark this page, so you can find your way back quickly. (You can do this by clicking CTRL + D on Windows or CMD + D on Mac)

Part 3 (Logging into Canvas):

1. Open a new tab in your web browser (Google Chrome is the best for this).
2. Click on the 9 Dots in the upper right corner.
3. Scroll down and click Canvas from the options. Canvas can also be accessed through Classlinks.



Part 4 (Logging into McGraw-Hill/Wonders Reading):

1. Open a new tab in your web browser (Google Chrome is the best for this).
2. Click on the 9 Dots in the upper right corner.
3. Scroll down and click McGraw-Hill from the options.

Part 5 (Logging into Savvas EasyBridge/Envision Math):

1. Open a new tab in your web browser (Google Chrome is the best for this).
2. Enter the following URL: <https://launchpad.classlink.com/tpsd> or go to your ClassLinks Bookmark, if you made one.
3. Click on the Savvas EasyBridge Application

