

Aeries.net

Parent Data Confirmation

4.4.2019

Table of Contents

Navigation 2

Data Confirmation..... 3

 Family Information 3

 Income 3

 Student 4

 Contacts..... 4

 Medical History..... 5

 Documents..... 5

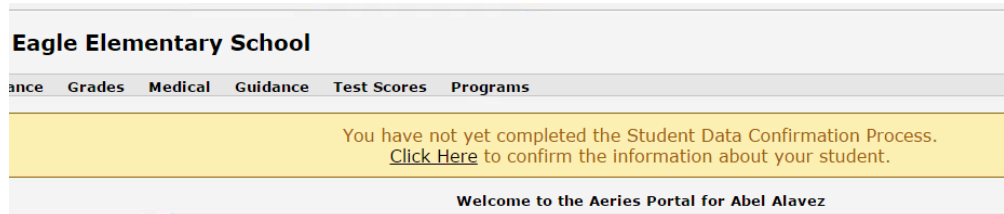
 Authorizations 6

 Final Data Confirmation..... 6

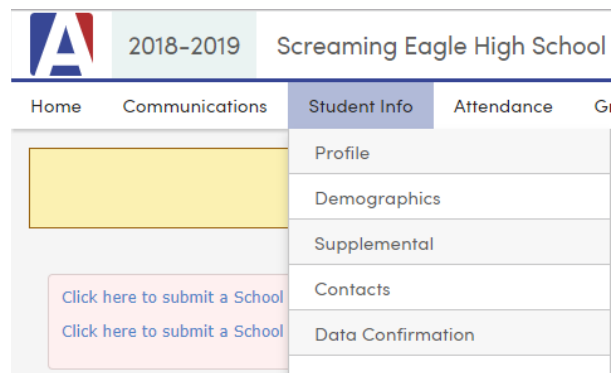
Aeries Parent Data Confirmation allows parents to modify student demographic, contact, medical and authorization information online using the Aeries Parent Portal.

Navigation

When you log into the parent portal, a yellow banner appears across the top of the screen if the Student Data Confirmation Process has not been completed. Click the *Click Here* link to begin the process.



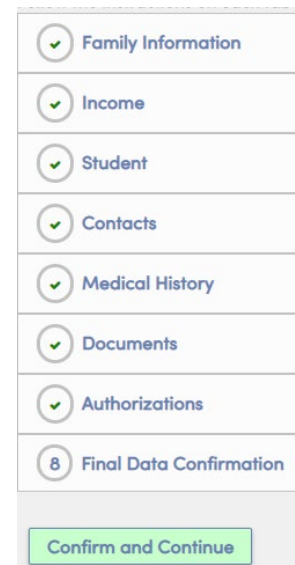
To return to Data Confirmation once begun, hover over the Student Info tab, then select Data Confirmation from the menu.



Student information is categorized into sections and each can be accessed by clicking its title in the left-hand navigation pane.

A check-mark to the left of a category indicates that data confirmation has been completed for that section.

To move from one section to the next, click **Confirm and Continue**.



Data Confirmation

Family Information

On the Family Information please indicate whether or not at least one of the student's parents is an active US Service member then click **Confirm and Continue**.

Family Information

Last Confirmed: 4/3/2019 3:18:40 PM

Please select whether or not at least one parent/guardian of this student is active in the United States Armed Forces:

Yes, at least one parent/guardian of this student is active in the United States Armed Forces.

No, this student does not have a parent/guardian who is active in the United States Armed Forces.

Please select one of the following options to complete the residence survey:

Income

On the Income tab, first indicate the number of people in your household...

Income

How many people are in your household?

1 2 3 4 5 More

...then select the appropriate monthly income range for your family.

Confirm and Continue.

What is your total monthly household income?

\$2720 or less

\$2721 - \$3870

\$3871 or greater

Student

To change the directory information recorded for your child, click the change button at the bottom of the form. Click the Save button at the bottom of the form to save your changes. **Confirm and Continue.**

Student Demographics	
Notes	
Parent/Guardian	This field is used to address mailings from the school if applicable.
Mailing Address	Changes to this information will NOT be saved in the system. Instead, the new information will be emailed to the school and the school will contact you for additional information.

Contacts

To delete a contact record, click to select it and press the **Delete** button.

Click **Change** to open the selected record for editing.

Select **Add** to enter a new Contact for your student.

Change		
Name	Address	Relation
Robert Alavez	5535 Morningstar Ln	
<input type="button" value="Change"/>	<input type="button" value="Add"/>	<input type="button" value="Delete"/>

After entering the demographic information for the new contact, select the relationship and whether or not this person lives with the student.

Contact order will show the next number in sequence. Contacts should be numbered in the order that phone calls should be made in case of emergency.

Enter the information the school should use to contact this individual and save. **Confirm and Continue.**

Relationship to student	<input type="text" value="Grandmother"/>
Lives With Student?	<input type="text" value="No"/>
Contact Order	<input type="text" value="3"/>
Telephone Number	<input type="text" value="(209) 331-8324"/>
Work Phone Number	<input type="text"/>
Cell phone number	<input type="text"/>
Pager	<input type="text"/>
Correspondence Language	<input type="text" value="English"/>
Email Address	<input type="text" value="grandma@lodiUSD.net"/>
Employer Name	<input type="text"/>
Employer Location	<input type="text"/>
<input type="button" value="Save"/> <input type="button" value="Cancel"/>	

Medical History

Add comments to existing medical conditions if desired, or select the No Longer Applies button if the medical condition no longer applies. Save if changes are made.

Medical Information lists the medical concerns/conditions currently on file for your student. SAVE any updates to this section.

Medical History and Current Medical Conditions						
Condition	Effective Date	Age	Grade	Comment		
Other	04/05/2019	11	5	<input type="text"/>	<input type="button" value="No Longer Applies"/>	

Check to select any new medical condition to be added to your child's record. You will then be prompted to add the Effective Date of the condition, your child's age and grade, and any applicable comments. Save your changes then **Confirm and Continue**.

Additional Conditions		
Please Check All That Apply		
<input type="checkbox"/> Allergy-Environmental	<input type="checkbox"/> Allergy-Medications	<input type="checkbox"/> Hearing Problems
<input type="checkbox"/> Allergy-Food	<input type="checkbox"/> Asthma	<input type="checkbox"/> Neurologic Disorders
<input type="checkbox"/> Allergy-Insect	<input type="checkbox"/> Diabetes	<input type="checkbox"/> Seizure Disorders
<input type="checkbox"/> Allergy-Seasonal		

Documents

Download the documents the site has provided for your review. When you have finished, click to put a check mark in the box next to "I have read the required document."

Confirm and Continue.

Last Confirmed: 5/17/2017 12:35:41 PM	
Documents	
Student Handbook Please download and review the updated Student Handbook.	<input checked="" type="checkbox"/> I have read the required document.

Documents for you to review are shown. When done, click to indicate that you have read the document.

Authorizations

Review and indicate the status for each item listed. Required responses are marked with a red asterisks. Click the save button at the bottom of the form and then click **Confirm and Continue.**

Please review the following and allow/yes or deny/no your consent. EACH Authorization & Prohibitions item must have a STATUS response in order to complete the registration process. SAVE. Response Required, one or more items has not yet saved. Once all items have been completed, the Red Message "Response Required" will disappear.

Authorizations and Prohibitions	
Description	Status
Student Name and/or photo used in District brochures, press releases, social media/webpages/publications, including those related to the district nonprofit foundation GOT Kids, or by news media. I understand that selecting "deny" may limit my child's ability to participate in some activities. I will instruct my child to avoid photo and media situations or tell an adult should their photograph be taken.	<input checked="" type="checkbox"/> Allow <input type="checkbox"/> Deny
Include in Student Address Directory Listing (Board Policy 5125.1)	<input type="checkbox"/> Allow <input checked="" type="checkbox"/> Deny
Parent/guardian of this student is an active member in the United States Armed Forces (Army, Navy, Air Force, Marine Corps, Coast Guard, or Full-Time National Guard).	<input type="checkbox"/> Yes <input checked="" type="checkbox"/> No
Release student records to Military (grades 11 - 12 only)	<input checked="" type="checkbox"/> Allow <input type="checkbox"/> Deny
Release of student transcripts	<input checked="" type="checkbox"/> Allow <input type="checkbox"/> Deny
Use the Internet per the acceptable use agreement (Board Policy 6163.4)	<input checked="" type="checkbox"/> Allow <input type="checkbox"/> Deny
Student use of Online Services and/or Resources utilized by Lodi Unified School District	<input checked="" type="checkbox"/> Allow <input type="checkbox"/> Deny

Final Data Confirmation

You will be prompted at this screen to confirm that the information entered on the previous pages is correct.

Follow the school's instructions for finalizing the Data Confirmation as indicated.

Finish and Submit.

- Family Information
- Student
- Contacts
- Medical History
- Documents
- Authorizations
- Final Data Confirmation

Thank you for confirming the student data in the system.
PLEASE CONFIRM THAT THE INFORMATION ON THE PREVIOUS TABS IS CORRECT

Click on the Finish and Submit button to finish this confirmation.