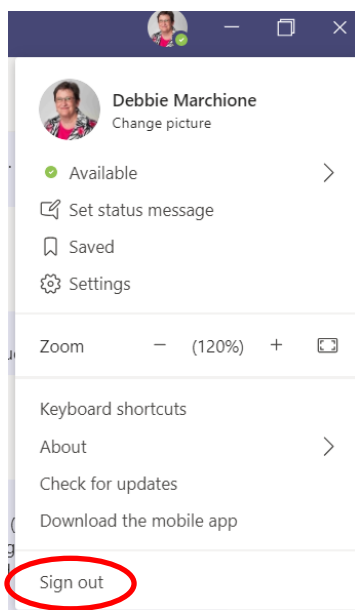


How to Join a Teams Meeting or Live Event

Parents do not need a Teams account to join a Teams meeting or a live Teams event, you can join using your web browser. **Note:** School-issued Microsoft Office 365 accounts are designed for *students only*. If parents log into a meeting using their child's account credentials, it can affect the student's remote learning experience.

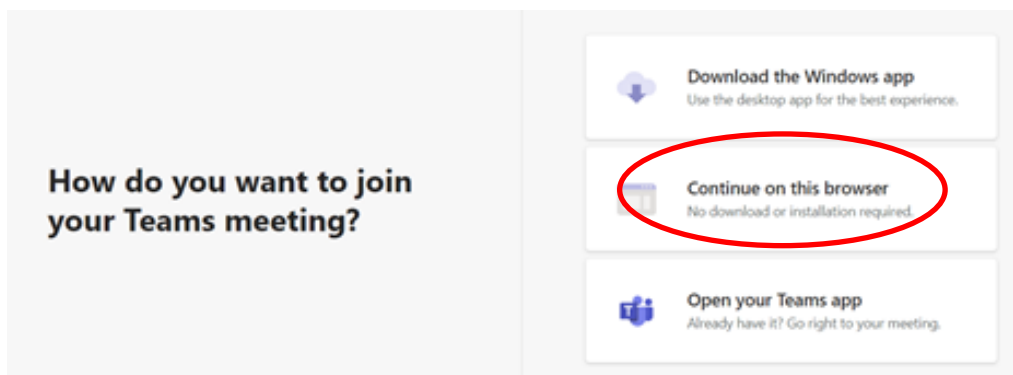
How to Sign Out

If you share a device with your child, first make sure you are signed out of your child's Teams account. Go to the photo in the top right of the screen in Teams, and click on it. The following menu will open. Click on **Sign out**.



To join a Teams meeting

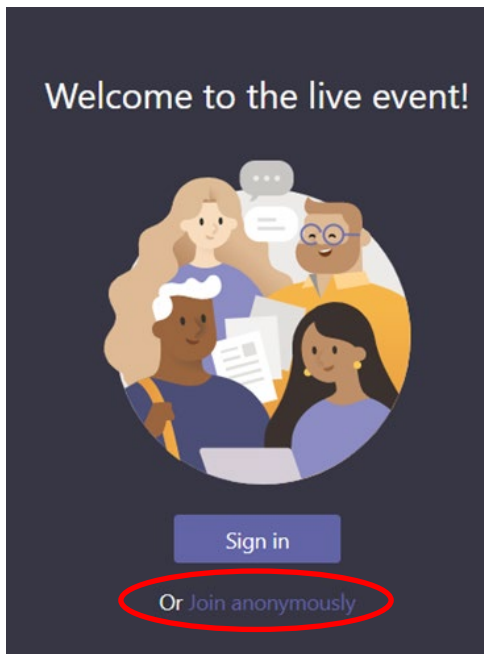
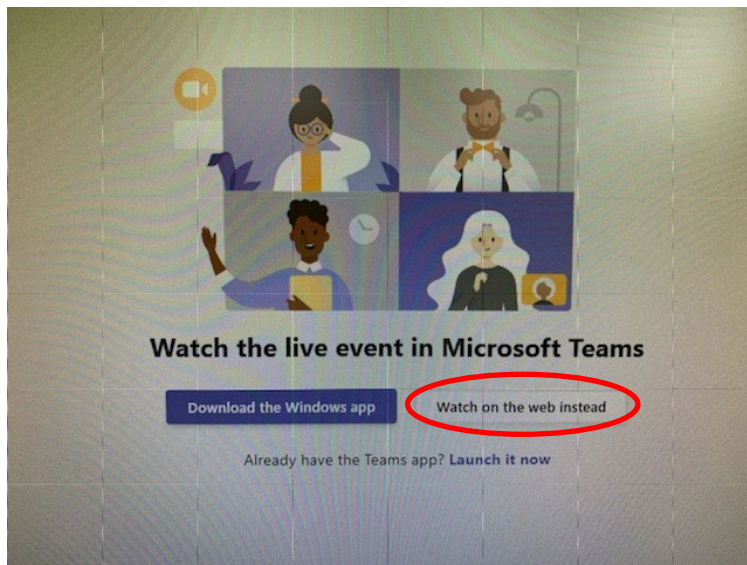
Follow the link in the email or calendar invitation. You will see this page:



You may join using your browser, no need to download the app.

To join a Teams live event

Click on the link in the calendar or invitation and choose **Watch on the web instead**.



On the next page, choose to **Join anonymously**.