



2020

Welcome

to

KINDERGARTEN



CONTACT INFO

and

Communication

- All communication will be through our **Google Classrooms**
- **Zoom Meetings** will be held M-F from 10:00-11:00 am

Mrs. Meehan's School

Phone: (408)

201-6406 Extension
13225

Mrs. Kaska's School

Phone (408)

201-6406 Extension
13214



Emails:

mehanp@mhusd.org


Google Classroom code: **yyzk4bm**

kaskan@mhusd.org

Google Classroom code: **hhyzkis**

Office Hours


Every day from 1:00-1:45 pm



CLASSROOM PROCEDURES *and* expectations

A series of eleven blue chevrons pointing to the right, located at the bottom right of the text.

attendance



- Attendance will be taken at the start of our Zoom lesson everyday at **10am**.
- Please be on time and ready with your materials.
- Make sure your child has a quiet work area with limited distractions.
- Please notify me and the office (408) 201-6406 if your child won't be present.
- Our Zoom meetings end at **11am**




BIRTHDAYS

- We will celebrate birthdays by singing to your child on Zoom. In your welcome packet we included a birthday headband for your child to decorate and wear on their birthday.
- Your child can share one special thing on their birthday (toy, book, pet...)
- Weekend, holiday and summer birthdays will be celebrated on Mondays.



BEHAVIOR

- Please keep your microphone **muted**.
- The teacher will unmute your microphone when your child is called upon. Or the teacher will ask your child to unmute.
- Please eat breakfast beforehand and not during the Zoom lesson.
- Please contact me through Google Classroom if any problems arise.
- Remember our **3 school rules**: Show respect, make good decisions and solve problems.



CHANGES at HOME

- Knowing about changes at home is important to help us best support our students.
- Please contact your child's teacher
- Please fill in the **Student Information** yellow page and return it to your child's teacher this Friday, September 4th (This page was included in the pick up packet last week)



Mrs. Meehan's Email: meehanp@mhusd.org


Mrs. Kaska's Email: kaskan@mhusd.org



FOLDERS

and

Learning Packets and Materials



- Packets will be available for pick up in front of the school every Friday from 12:00-4:00 pm. Each teacher will have a cart/bin with their name on it in front of the kinder gate.
- Drop off completed work in the drop off bin (white bin) every Friday from 12:00-4:00 pm.
- Please return on Friday 6 pages (2 math, 2 language arts and 2 pages that your child is proud of




Zoom Materials

and


Independent Work

- Please have your child ready with their weekly materials needed for the zoom meetings and for their independent work
- Please check the weekly schedule located under the Classwork tab



Online Resources to Use During Independent Work

- **Lexia** - It is a phonics/reading program designed to support your child. Lexia is to be an independent activity, meaning you should not help your children unless it is for technical problems.
- Limit time to 15-20 minutes per day

- 
- **Epic** - It is a reading program. Children can read independently or listen to audio books. At times, the teacher will assign books for your child to read.



PARENT CONFERENCES

Progress Reports

- 3 reports in the year: November, March & June.


Conferences

- In November
- We will post a schedule for you to sign up for date and time



T-SHIRTS

- We recommend that you buy your child a school T-shirt
- On Fridays, all JAMM students wear their school T-shirt to celebrate Spirit Days




What we
will
Learn this Year



Language Arts and Mathematics

First Trimester



Adopted Text for English Language Arts: McGraw Hill Wonders

We also use a Multisource Curriculum

Topics Covered for Trimester 1:

1. Vocabulary: Daily Vocabulary and Academic Language (more complex vocabulary)
2. The alphabet and its role in reading and writing
3. Letter Names and Sounds: Matching words with beginning sounds, and orally blending sounds into words.
4. Nursery Rhymes: Rhyming
5. Writing: Begin to experiment with writing using a combination of drawing, dictation, and writing letters to share information, ideas and feelings.
6. Reading: Listening to stories and retelling using details from the text.



Adopted Text for Mathematics: Savvas Investigations and Envisions

We also use a Multisource Curriculum

Topics Covered for Trimester 1:

Our focus in on Number Sense:

1. Solidifying the meaning of numbers 1-10: with the focus of embedded numbers and relationships to 5 using fingers, cubes, drawings, and groups to five
2. Patterns of "1 more" and "1 less"
3. Comparing two groups (more, less, equal)
4. Learn and identify 2D shapes (Flat shapes)



Social Studies and Science

First Trimester

Adopted Text for Social Studies: Savvas MyWorld

Social Studies

We also use a Multi-source Curriculum

Topics Covered for Trimester 1: Our science and Social Studies program, will dovetail with our Language Arts and Math adoptions. This trimester's topics may include:

1. Creating a community and Being a good citizen: How we interact respectfully with each other, follow rules, and respect the rights of others.
2. Commemorative Holidays: Fall Holidays
3. Determine the relative location of objects using the terms: near/far, left/right, and behind/in front

Adopted Text for Science: Twigg Science

We also use a Multi-source Curriculum

Topics Covered for Trimester 1: Our science and Social Studies program, will dovetail with our Language Arts and Math adoptions. This trimester's topics may include:

1. Keeping ourselves healthy: Importance of washing hands, not spreading germs...
2. The Five Senses
3. Twigg's Module 1: Unit 1: Science and Scientist
4. Twigg's Module 1: Unit 2: What do Plants Need and pumpkins.



Independence



In kindergarten, we like to foster an environment of independence. In 1st grade, it will become imperative that students work independently. Some ways you can help us are by also promoting independence at home. Some things you can do are:

- have your child get dressed by themselves and put on their jacket
- have your child pick out their own clothes
- your child should be using the bathroom by themselves
- have your child put their belongings and work in their designated work area
- have your child tie their own shoes
- have your child blow and wipe their nose and then wash hands

