



PSHE
POLICY
JUNIOR SCHOOL





PSHE POLICY – JUNIOR SCHOOL

Newcastle upon Tyne Royal Grammar School

Personal, Social, Health and Economic Education (PSHE) education at the Royal Grammar School (RGS) is a planned programme of learning through which our students acquire the knowledge, understanding and skills they need to manage their lives now and in the future.

As part of a whole school approach, PSHE aims to develop the qualities and attributes that our students need to thrive as individuals, family members and responsible citizens. A respect for the fundamental British values of democracy, the rule of law and individual liberty is also nurtured, as well as a mutual respect and tolerance of those with different faiths and beliefs.

The policy below covers our school's approach to the delivery of PSHE which incorporates Relationships and Sex Education (RSE) to support and guide our students' physical, moral and emotional wellbeing and development. These are key to students' health and happiness and for learning to be both enjoyable and productive.

AIMS

PSHE at RGS aims to:


- Promote students personal, social, emotional and economic development.
 - Promote emotional wellbeing.
 - Promote difference and acceptance.
 - Allow students to learn about topics of a sensitive nature without fear of judgement, stigma or embarrassment.
 - Work alongside the wider school community including the Pastoral Care team, School Nurse and Medical Officer as well as external agencies, professionals and other mentors/advisors.
 - Help to develop the qualities and attributes needed to thrive as individuals, family members and members of both RGS and wider society, including taking responsibility for their own behaviour and showing initiative.
 - Provide the knowledge, understanding and skills needed to manage lives now and in the future.
 - Allow all students to contribute and benefit from learning and discussions.
 - Help students to support one another and themselves as they grow and learn.
 - Help to foster and develop aspirations.
 - Be available to all students.
-

OUR ETHOS AND VISION

Our PSHE curriculum is shaped by the school ethos and vision and the belief that by inspiring and nurturing hearts and minds, we can give those around us the freedom to create and shape their own future. Learning is therefore underpinned by the following values:

This policy applies to the whole school and is published to staff

Updated: September 2020 **Reviewed:** September 2020 **Author:** R Scott



SENSE OF BELONGING: Proud of our heritage, we have a deep sense of belonging. Our school community reaches far and wide. With an open mind and with care and respect for those around us, we inspire collaboration, forging connections that last a lifetime.

LOVE FOR LEARNING: In a happy environment where people can be themselves, we teach and learn in diverse and surprisingly different ways. By exploring our passions, we have the freedom to bring specialist knowledge to life, supporting creativity, encouraging self-expression and truly nurturing academic promise.

AMBITION TO SUCCEED: Excellence and success are built on our freedom to explore, courage to innovate and spirit to push boundaries both in and outside the classroom. We don't stand still, challenging, provoking and stretching minds to help our students evolve new ways of thinking and discover future opportunities.

Belief in each other: There are no limits to what we can achieve when we work hard, support and look out for each other. Through a shared belief, we appreciate and celebrate everyone's achievements. With well-being at the heart of everything we do, our warm and caring culture helps nurture confidence and develop all of the skills needed for a successful and happy life.

Through PSHE lessons, it is hoped that our school community will benefit and the individuals that come together to make that community. Above all however, it is a crucial learning process which prepares our students for their role in society long after they have left our care.

PLANNING

Developed alongside the PSHE Association's guidance, the RGS Junior School PSHE programme covers all non-statutory curriculum guidelines and compulsory relationships education (RSE).

With a strong emphasis on emotional literacy, building resilience and nurturing mental and physical health, we use the Jigsaw scheme of work as a starting point for many lessons. This approach promotes mindfulness, allowing children to advance their emotional awareness, concentration and focus.

Furthermore, our scheme aims to provide specific opportunities to explore societies' values and attitudes. Discussion of topical political, spiritual, moral, social and cultural issues helps our students to develop skills that lead to:

- Empathy and understanding of the beliefs of others.
- Respect for the truth and a desire to apply reasoning to problems.
- An acceptance that fair judgement is the key to decision making and that people must be allowed to express their opinion.

PSHE lessons will be varied for our driven and curious students, and may include circle time, group work, thinking skills activities, role-play, guest visits or pupil-led discussion. While some written activities do take place, they will not generally form the main focus of the lesson.

TIMETABLING


In the first half of each term, every form has one lesson of PSHE a week. The children are taught PSHE by their form teachers; therefore, particular issues pertinent to each class can be addressed and discussed in a safe, secure environment.

These sessions are also supported by:

- **CROSS-CURRICULAR LINKS**

This policy applies to the whole school and is published to staff

Updated: September 2020 **Reviewed:** September 2020 **Author:** R Scott



- ASSEMBLIES
- SCHOOL COUNCIL
- THE FORM SYSTEM
- CO-CURRICULAR ACTIVITIES
- OPPORTUNITIES FOR RESPONSIBILITY AND LEADERSHIP

ASSESSMENT

"The essential skills and attributes identified in the programme of study are arguably the hardest aspect of learning to assess. It is difficult for teachers to accurately assess a pupil's self-confidence or sense of their own identity and values. However, students themselves will be able to judge, for instance, whether they feel more confident, or have a firmer sense of their own beliefs and opinions than they did before a particular series of lessons. Such personal reflection in PSHE education lessons is essential, so ensuring students have time and space within the lessons to reflect on this, either privately or through discussion, is a vital part of the assessment process. Assessing learning in PSHE education must therefore use a combination of teacher assessment and pupil self- and peer assessment.

"It would be inappropriate for assessment in PSHE education to be about levels or grades, passing or failing. The model of assessment that is most meaningful in PSHE education is ipsative assessment. Ipsative assessment compares where a pupil is at the end of a lesson or series of lessons against where they were before the lesson(s), in a similar way to an athlete measuring today's performance against their own previous performance. So the benchmark against which progress is measured is the pupil's own starting point, not the performance of others or the requirements of an exam syllabus."

- PSHE Association

As assessment is carried out for all other curriculum subjects, it should also be carried out for PSHE. Our assessment can be thought of as a continuum ranging from assessment for learning (AfL) to assessment of learning (AoL).

TEACHING RESPONSIBILITY AND STAFF TRAINING

The PSHE subject leader is responsible for:

- Raising the profile of PSHE within the school.
- Monitoring the standard of teaching and learning for evaluating strengths and weaknesses.
- Attending CPD courses to further develop knowledge of teaching and learning in the subject.
- Supporting colleagues in the teaching of PSHE and Citizenship and sharing information regarding developments in the subject.
- Regularly reviewing the medium-term planning undertaken by colleagues.


All staff are entitled to the necessary training and this is reviewed on a regular basis.

CONFIDENTIALITY AND HANDLING DISCLOSURES

As a general rule, a child's confidentiality is maintained by the teacher or member of staff concerned. If this person believes that the child is at risk or in danger, he/she will talk to the Designated Safeguarding Lead (DSL). The school has a separate SAFEGUARDING POLICY

This policy applies to the whole school and is published to staff

Updated: September 2020 Reviewed: September 2020 Author: R Scott



and those involved in the delivery of PSHE are aware of the procedure to follow should any concerns be raised during a session due to the sensitive nature of the topics covered.

LINKS TO OTHER POLICIES AND AREAS OF THE CURRICULUM

This policy supports/complements the following policies:

- The RGS ethos and vision
- Safeguarding policy
- Curriculum policy
- Anti-bullying policy
- Anti-cyberbullying policy
- Confidentiality at the RGS: guidance for students
- Drugs policy
- E-safety policy
- Procedure for peer on peer abuse
- Supporting emotional wellbeing and mental health policy

INVOLVING PARENTS AND CARERS

PSHE is strongest when there is communication and collaboration between school and home. All schools, in partnership with parents and carers, have a vital role in preparing children and young people to negotiate the challenges and opportunities of an increasingly complex world. With this in mind we believe regular communication is crucial.

Parents do not receive a written report in this subject. A letter is sent home to students who are in Years 5 and 6, prior to the unit covering RSE. Parents are also informed about trips and visiting speakers. If a student is experiencing difficulties with one of the themes, the Form Tutor may discuss the problems with the student on an individual basis. In these circumstances, the student's parents may be contacted and the school councillor's advice could be sought.

REVIEW

This policy is reviewed annually by the Head of Department to ensure that it continues to meet the needs of students, staff and parents, and that it is in line with current DfE advice and guidance.

This policy applies to the whole school and is published to staff

Updated: September 2020 **Reviewed:** September 2020 **Author:** R Scott



CONTACT DETAILS

Royal Grammar School, Eskdale Terrace, Newcastle upon Tyne NE2 4DX

Tel: 0191 281 5711

General enquiries: hm@rgs.newcastle.sch.uk
or communications@rgs.newcastle.sch.uk

www.rgs.newcastle.sch.uk