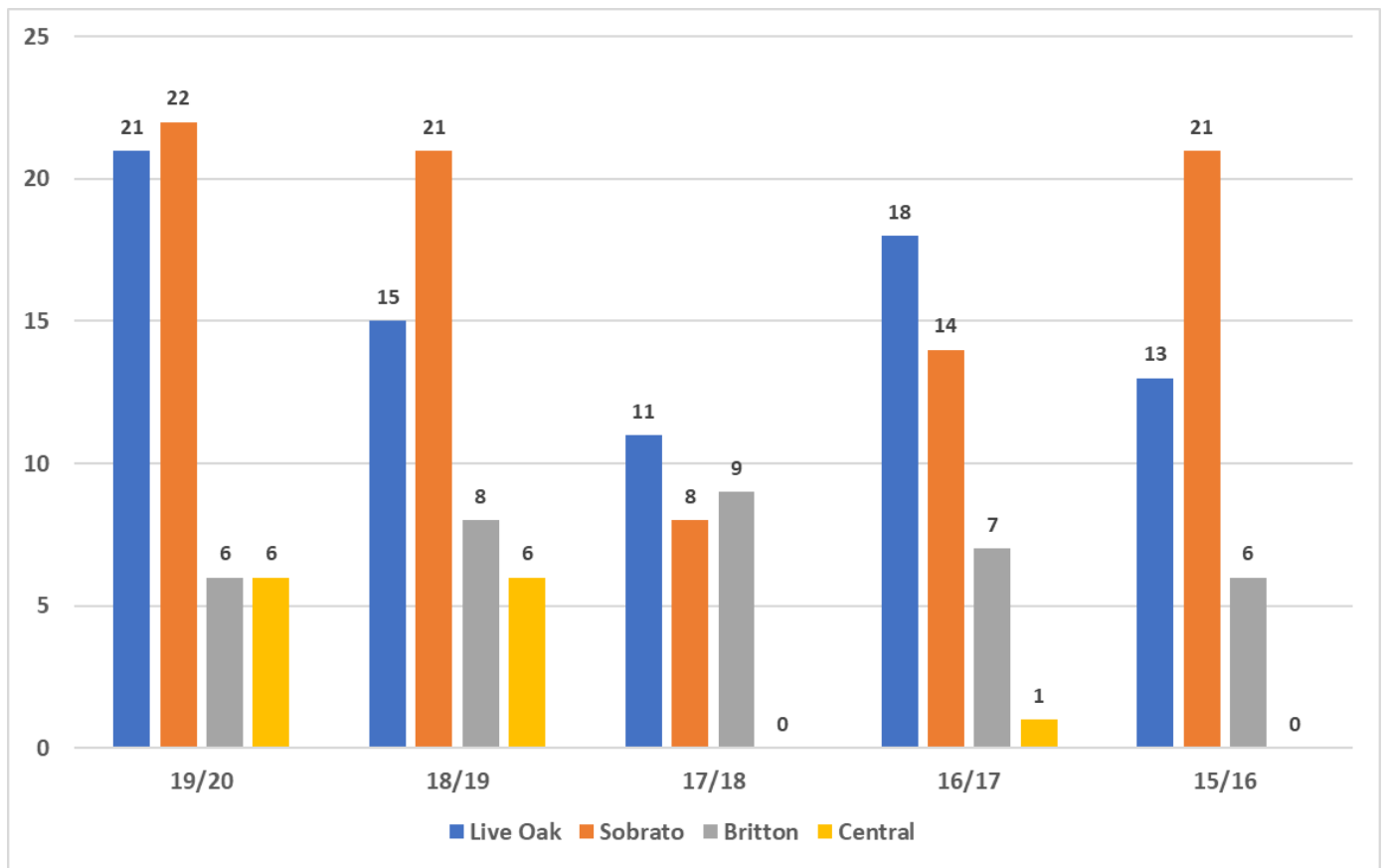




NON-DUPLICATED JUVENILE ARRESTS/CITATIONS  
 ON SCHOOL GROUNDS - 5 ACADEMIC YEARS  
 2015-2016 TO 2019-2020

| SCHOOL       | 19/20     | 18/19     | 17/18     | 16/17     | 15/16     |
|--------------|-----------|-----------|-----------|-----------|-----------|
| Live Oak     | 21        | 15        | 11        | 18        | 13        |
| Sobrato      | 22        | 21        | 8         | 14        | 21        |
| Britton      | 6         | 8         | 9         | 7         | 6         |
| Central      | 6         | 6         | 0         | 1         | 0         |
| <b>TOTAL</b> | <b>55</b> | <b>50</b> | <b>28</b> | <b>40</b> | <b>40</b> |



**NON-DUPLICATED JUVENILE ARRESTS/CITATIONS**

**ON SCHOOL GROUNDS - 5 ACADEMIC YEARS**

**TOP 3 OFFENSE TYPE BY SCHOOL**

**2015-2016 TO 2019-2020**

| <b>LIVE OAK HIGH SCHOOL</b>                     | <b>19/20</b> | <b>18/19</b> | <b>17/18</b> | <b>16/17</b> | <b>15/16</b> | <b>15/17</b> |
|---|--------------|--------------|--------------|--------------|--------------|--------------|
| BATTERY ON PERSON ON PROPERTY OF SCHOOL/PARK/ET | 9            | 6            | 3            | 12           | 4            | 34           |
| INF - POSSESSION MARIJUANA                      | 3            | 7            | 3            | 0            | 2            | 15           |
| POSSESS WEAPON/ETC AT SCHOOL                    | 1            | 2            | 3            | 2            | 1            | 9            |

| <b>SOBRATO HIGH SCHOOL</b>                      | <b>19/20</b> | <b>18/19</b> | <b>17/18</b> | <b>16/17</b> | <b>15/16</b> |
|---|--------------|--------------|--------------|--------------|--------------|
| INF - POSSESSION MARIJUANA                      | 14           | 10           | 4            | 3            | 0            |
| BATTERY ON PERSON ON PROPERTY OF SCHOOL/PARK/ET | 2            | 5            | 0            | 5            | 7            |
| NARCOTICS                                       | 0            | 0            | 0            | 0            | 8            |
| POSSESS WEAPON/ETC AT SCHOOL                    | 0            | 1            | 1            | 2            | 4            |

*Sobrato High School 3<sup>rd</sup> offense type = 8 each for both Narcotics & Possess Weapons/Etc. at School over 5 years*

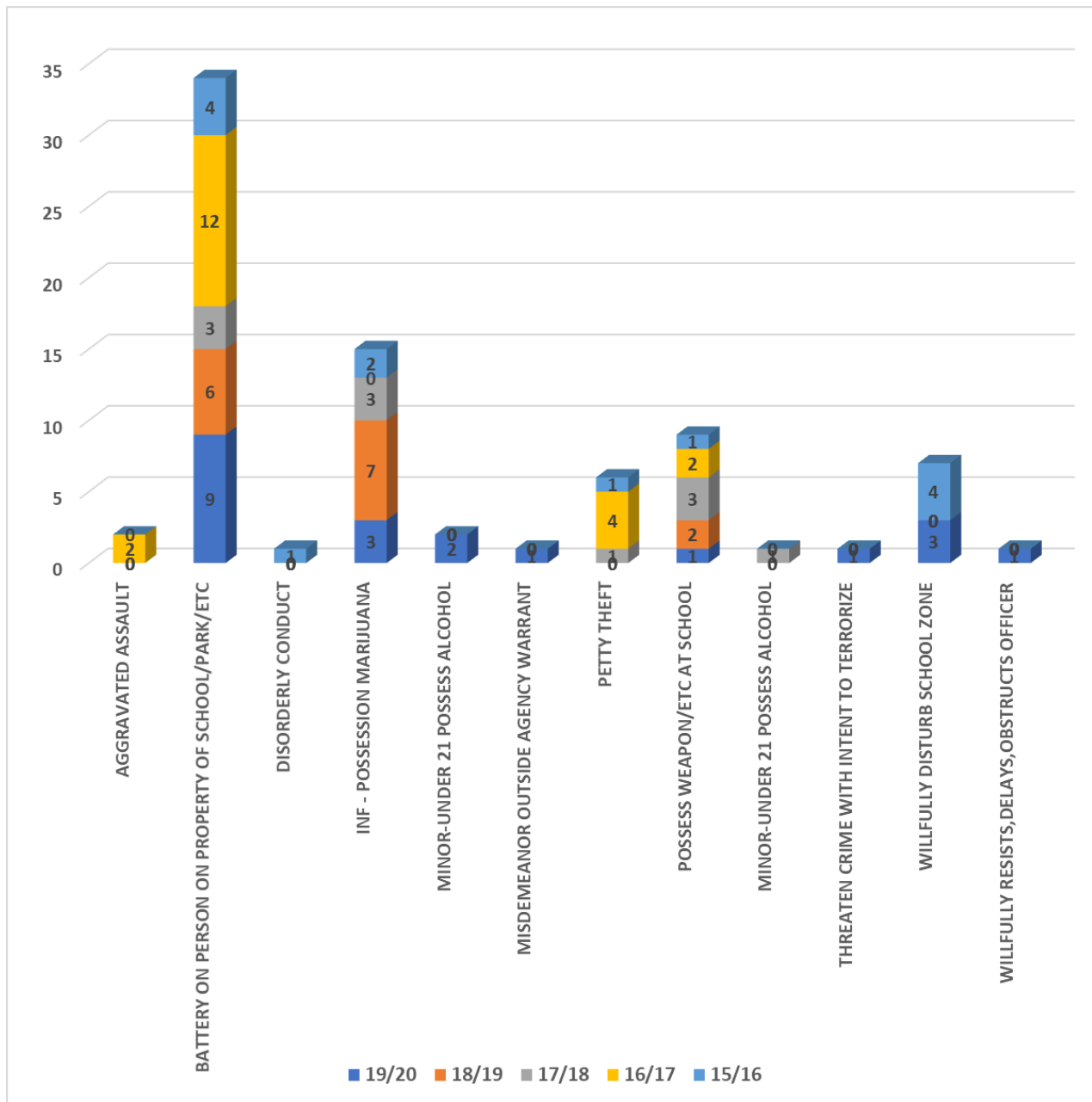
| <b>BRITTON MIDDLE SCHOOL</b>                    | <b>19/20</b> | <b>18/19</b> | <b>17/18</b> | <b>16/17</b> | <b>15/16</b> |
|---|--------------|--------------|--------------|--------------|--------------|
| BATTERY ON PERSON ON PROPERTY OF SCHOOL/PARK/ET | 2            | 2            | 5            | 3            | 0            |
| POSSESS WEAPON/ETC AT SCHOOL                    | 0            | 3            | 1            | 3            | 3            |
| INF - POSSESSION MARIJUANA                      | 2            | 1            | 0            | 0            | 0            |

| <b>CENTRAL HIGH SCHOOL</b>                       | <b>19/20</b> | <b>18/19</b> | <b>17/18</b> | <b>16/17</b> | <b>15/16</b> |
|--|--------------|--------------|--------------|--------------|--------------|
| INF - POSSESSION MARIJUANA                       | 5            | 0            | 0            | 0            | 0            |
| MISD POSSESSION OF PRESCRIPTION DRUG W/O PRESCRI | 1            | 3            | 0            | 0            | 0            |
| BATTERY ON PERSON ON PROPERTY OF SCHOOL/PARK/ET  | 0            | 2            | 0            | 1            | 0            |

NON-DUPLICATED JUVENILE ARRESTS/CITATIONS

LIVE OAK HIGH SCHOOL - 5 ACADEMIC YEARS

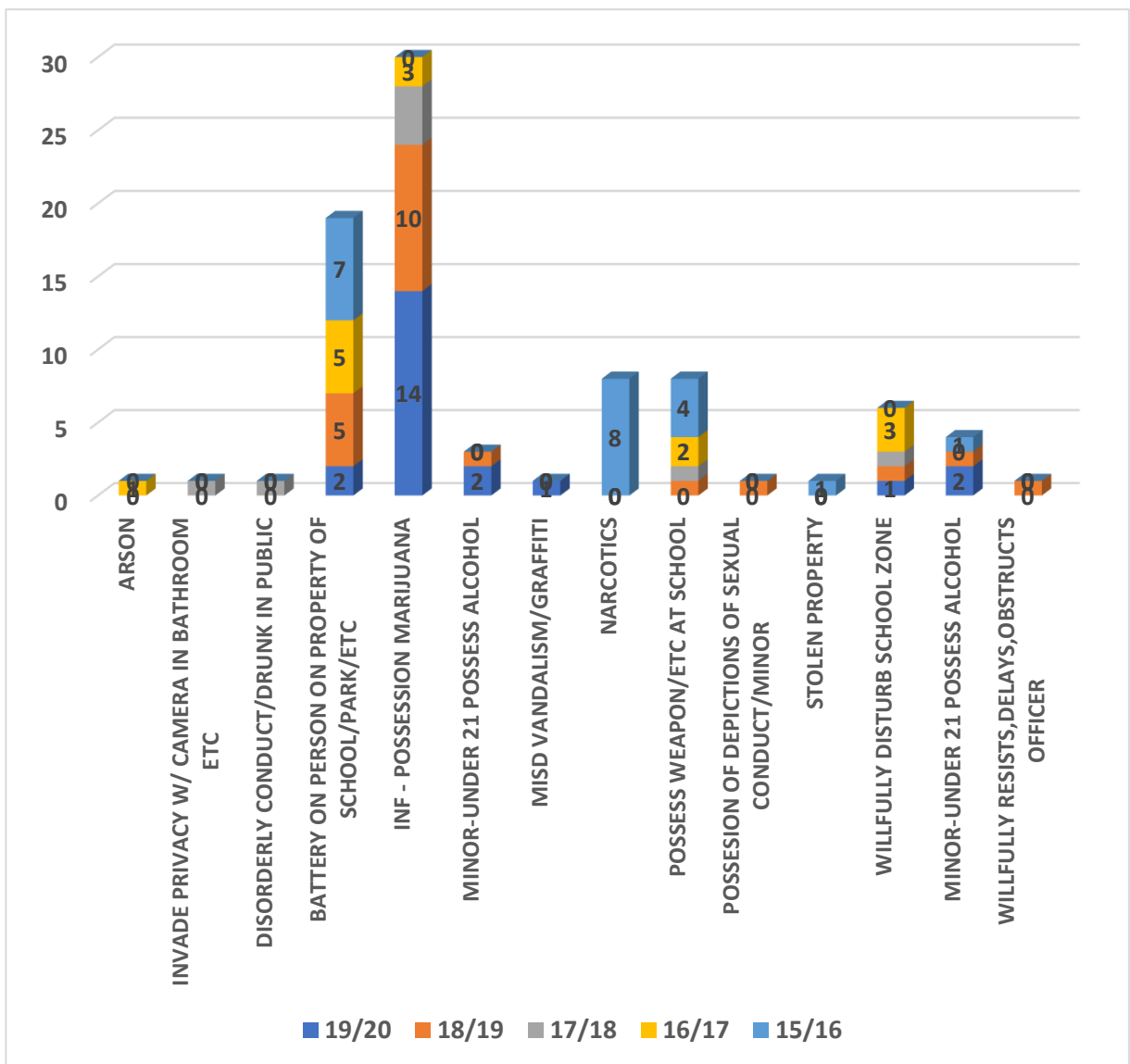
| LIVE OAK HIGH SCHOOL                             | 19/20     | 18/19     | 17/18     | 16/17     | 15/16     |
|--|-----------|-----------|-----------|-----------|-----------|
| AGGRAVATED ASSAULT                               | 0         | 0         | 0         | 2         | 0         |
| BATTERY ON PERSON ON PROPERTY OF SCHOOL/PARK/ETC | 9         | 6         | 3         | 12        | 4         |
| DISORDERLY CONDUCT                               | 0         | 0         | 0         | 0         | 1         |
| INF - POSSESSION MARIJUANA                       | 3         | 7         | 3         |           | 2         |
| MINOR-UNDER 21 POSSESS ALCOHOL                   | 2         | 0         | 0         | 0         | 0         |
| MISDEMEANOR OUTSIDE AGENCY WARRANT               | 1         | 0         | 0         | 0         | 0         |
| PETTY THEFT                                      | 0         | 0         | 1         | 4         | 1         |
| POSSES WEAPON/ETC AT SCHOOL                      | 1         | 2         | 3         | 2         | 1         |
| MINOR-UNDER 21 POSSESS ALCOHOL                   | 0         | 0         | 1         | 0         | 0         |
| THREATEN CRIME WITH INTENT TO TERRORIZE          | 1         | 0         | 0         | 0         | 0         |
| WILLFULLY DISTURB SCHOOL ZONE                    | 3         | 0         | 0         | 0         | 4         |
| WILLFULLY RESISTS, DELAYS, OBSTRUCTS OFFICER     | 1         | 0         | 0         | 0         | 0         |
| <b>TOTAL</b>                                     | <b>21</b> | <b>15</b> | <b>11</b> | <b>18</b> | <b>13</b> |



NON-DUPLICATED JUVENILE ARRESTS/CITATIONS BY OFFENSE

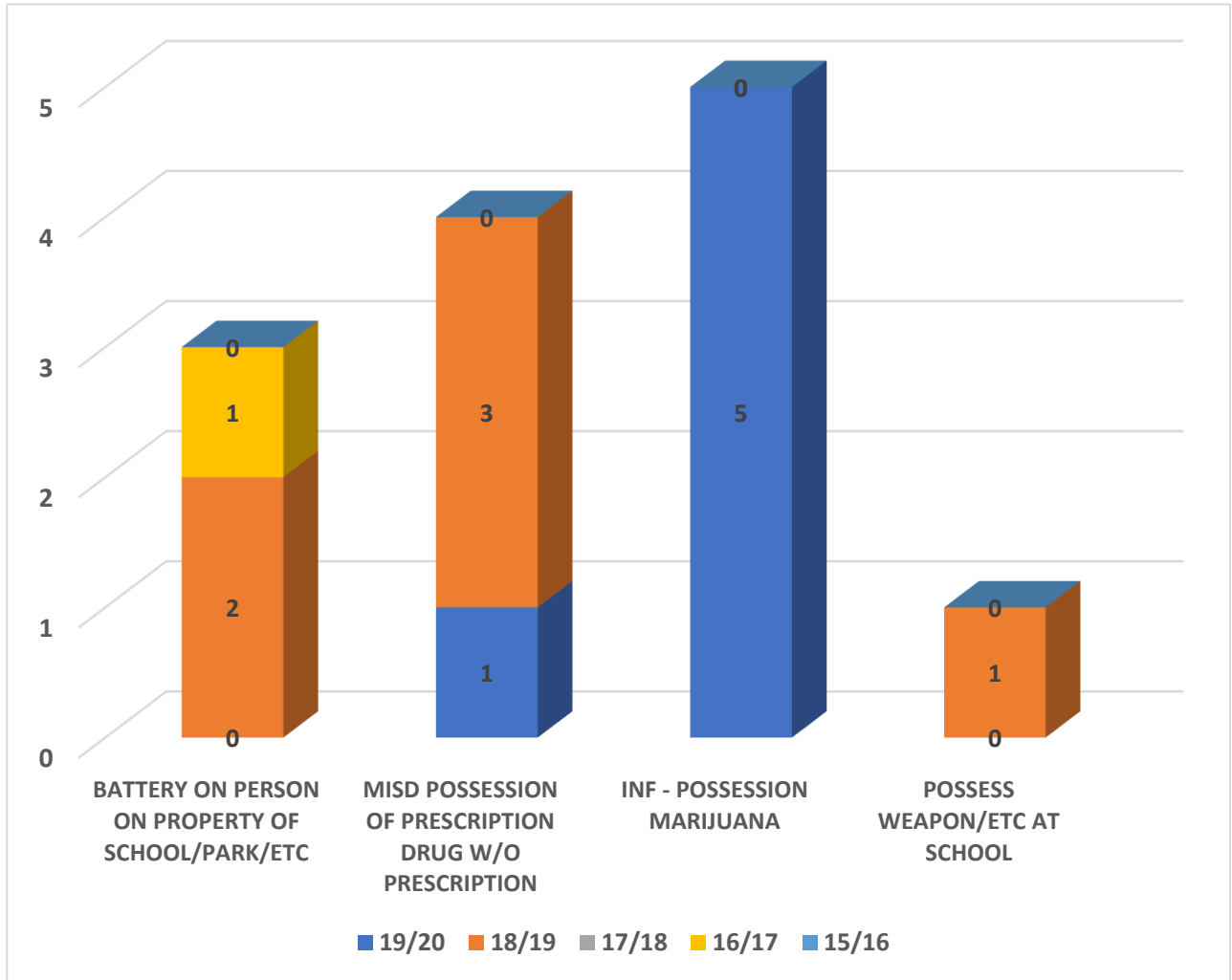
SOBRATO HIGH SCHOOL - 5 ACADEMIC YEARS

| SOBRATO HIGH SCHOOL                              | 19/20     | 18/19     | 17/18    | 16/17     | 15/16     |
|--|-----------|-----------|----------|-----------|-----------|
| ARSON  | 0         | 0         | 0        | 1         | 0         |
| INVADE PRIVACY W/ CAMERA IN BATHROOM ETC         | 0         | 0         | 1        | 0         | 0         |
| DISORDERLY CONDUCT/DRUNK IN PUBLIC               | 0         | 0         | 1        | 0         | 0         |
| BATTERY ON PERSON ON PROPERTY OF SCHOOL/PARK/ETC | 2         | 5         | 0        | 5         | 7         |
| INF - POSSESSION MARIJUANA                       | 14        | 10        | 4        | 3         | 0         |
| MINOR-UNDER 21 POSSESS ALCOHOL                   | 2         | 1         | 0        | 0         | 0         |
| MISD VANDALISM/GRAFFITI                          | 1         | 0         | 0        | 0         | 0         |
| NARCOTICS  | 0         | 0         | 0        | 0         | 8         |
| POSSESS WEAPON/ETC AT SCHOOL                     | 0         | 1         | 1        | 2         | 4         |
| POSSESSION OF DEPICTIONS OF SEXUAL CONDUCT/MINOR | 0         | 1         | 0        | 0         | 0         |
| STOLEN PROPERTY                                  | 0         | 0         | 0        | 0         | 1         |
| WILLFULLY DISTURB SCHOOL ZONE                    | 1         | 1         | 1        | 3         | 0         |
| MINOR-UNDER 21 POSSESS ALCOHOL                   | 2         | 1         | 0        | 0         | 1         |
| WILLFULLY RESISTS, DELAYS, OBSTRUCTS OFFICER     | 0         | 1         | 0        | 0         | 0         |
| <b>TOTAL</b>                                     | <b>22</b> | <b>21</b> | <b>8</b> | <b>14</b> | <b>21</b> |



**NON-DUPLICATED JUVENILE ARRESTS/CITATIONS BY OFFENSE  
CENTRAL HIGH SCHOOL - 5 ACADEMIC YEARS**

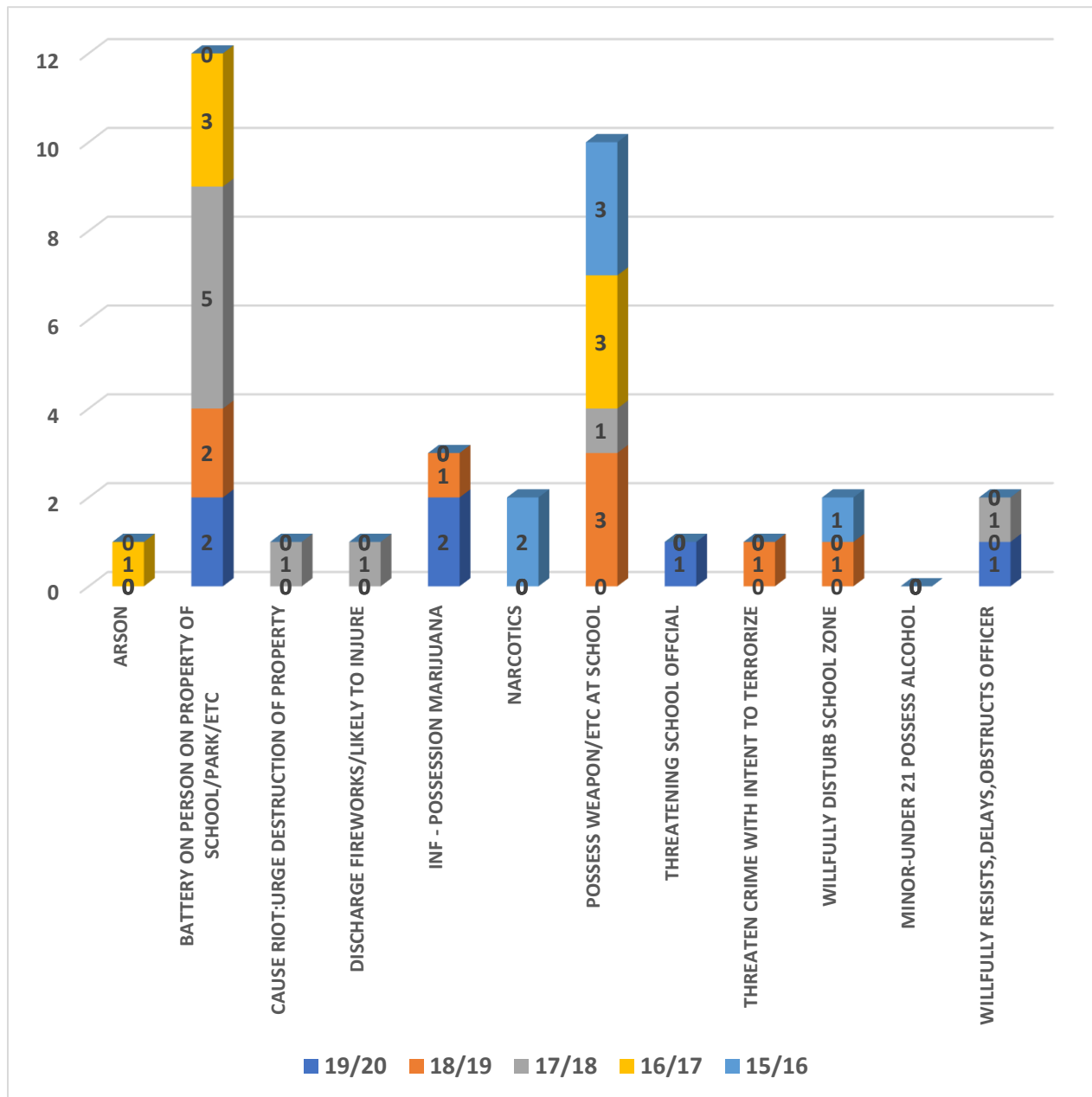
| CENTRAL HIGH SCHOOL                                | 19/20    | 18/19    | 17/18    | 16/17    | 15/16    |
|--|----------|----------|----------|----------|----------|
| BATTERY ON PERSON ON PROPERTY OF SCHOOL/PARK/ETC   | 0        | 2        | 0        | 1        | 0        |
| MISD POSSESSION OF PRESCRIPTION DRUG W/O PRESCRIPT | 1        | 3        | 0        | 0        | 0        |
| INF - POSSESSION MARIJUANA                         | 5        | 0        | 0        | 0        | 0        |
| POSSESS WEAPON/ETC AT SCHOOL                       | 0        | 1        | 0        | 0        | 0        |
| <b>TOTAL</b>                                       | <b>6</b> | <b>6</b> | <b>0</b> | <b>1</b> | <b>0</b> |



**NON-DUPLICATED JUVENILE ARRESTS/CITATIONS BY OFFENSE**

**BRITTON MIDDLE SCHOOL - 5 ACADEMIC YEARS**

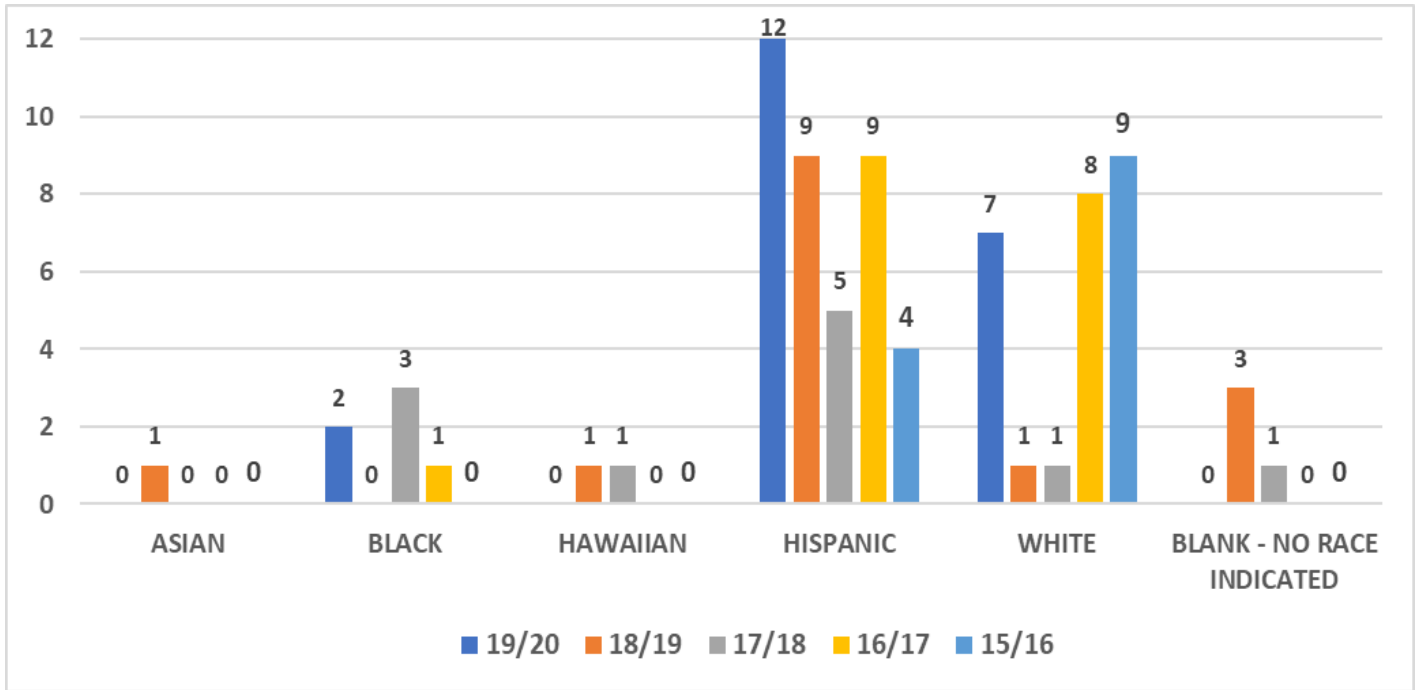
| BRITTON MIDDLE SCHOOL                            | 19/20    | 18/19    | 17/18    | 16/17    | 15/16    |
|--|----------|----------|----------|----------|----------|
| ARSON  | 0        | 0        | 0        | 1        | 0        |
| BATTERY ON PERSON ON PROPERTY OF SCHOOL/PARK/ETC | 2        | 2        | 5        | 3        | 0        |
| CAUSE RIOT:URGE DESTRUCTION OF PROPERTY          | 0        | 0        | 1        | 0        | 0        |
| DISCHARGE FIREWORKS/LIKELY TO INJURE             | 0        | 0        | 1        | 0        | 0        |
| INF - POSSESSION MARIJUANA                       | 2        | 1        | 0        | 0        | 0        |
| NARCOTICS  | 0        | 0        | 0        | 0        | 2        |
| POSSESS WEAPON/ETC AT SCHOOL                     | 0        | 3        | 1        | 3        | 3        |
| THREATENING SCHOOL OFFICIAL                      | 1        | 0        | 0        | 0        | 0        |
| THREATEN CRIME WITH INTENT TO TERRORIZE          | 0        | 1        | 0        | 0        | 0        |
| WILLFULLY DISTURB SCHOOL ZONE                    | 0        | 1        | 0        | 0        | 1        |
| MINOR-UNDER 21 POSSESS ALCOHOL                   | 0        | 0        | 0        | 0        | 0        |
| WILLFULLY RESISTS,DELAYS,OBSTRUCTS OFFICER       | 1        | 0        | 1        | 0        | 0        |
| <b>TOTAL</b>                                     | <b>6</b> | <b>8</b> | <b>9</b> | <b>7</b> | <b>6</b> |



NON-DUPLICATED JUVENILE ARRESTS/CITATIONS BY RACE

LIVE OAK HIGH SCHOOL - 5 ACADEMIC YEARS

| RACE/LIVE OAK HIGH SCHOOL | 19/20     | 18/19     | 17/18     | 16/17     | 15/16     |
|---------------------------|-----------|-----------|-----------|-----------|-----------|
| ASIAN                     | 0         | 1         | 0         | 0         | 0         |
| BLACK                     | 2         | 0         | 3         | 1         | 0         |
| HAWAIIAN                  | 0         | 1         | 1         | 0         | 0         |
| HISPANIC                  | 12        | 9         | 5         | 9         | 4         |
| WHITE                     | 7         | 1         | 1         | 8         | 9         |
| BLANK - NO RACE INDICATED | 0         | 3         | 1         | 0         | 0         |
| <b>TOTAL</b>              | <b>21</b> | <b>15</b> | <b>11</b> | <b>18</b> | <b>13</b> |

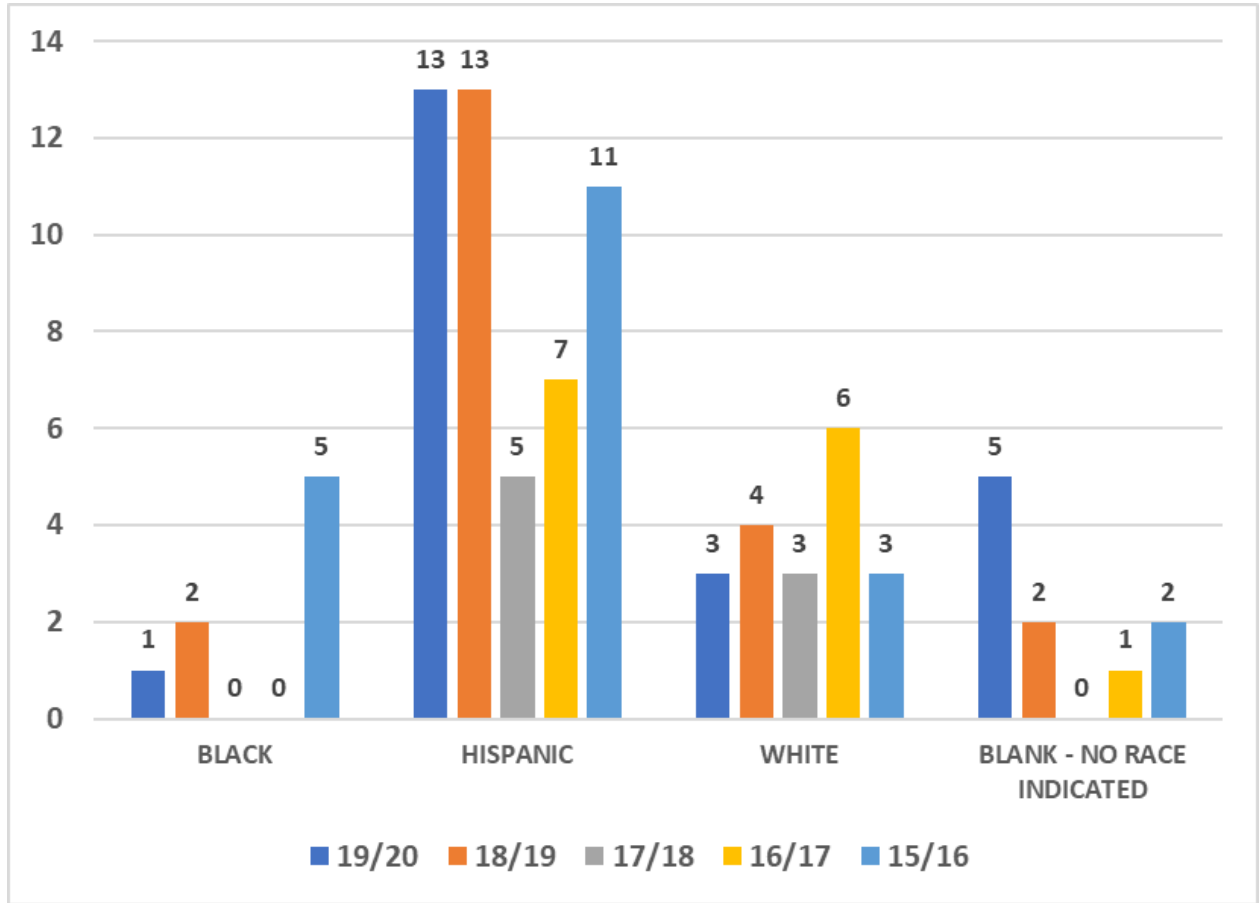


| Enrollment                      |       |            |
|---------------------------------|-------|------------|
| School Demographics             |       |            |
| Student Group                   | Total | Percentage |
| Homeless                        | 45    | 3.9%       |
| English Learners                | 78    | 6.7%       |
| Foster Youth                    | 3     | 0.3%       |
| Socioeconomically Disadvantaged | 457   | 39.4%      |
| Students with Disabilities      | 150   | 12.9%      |
| Race/Ethnicity                  | Total | Percentage |
| Pacific Islander                | 1     | 0.1%       |
| Hispanic                        | 614   | 52.9%      |
| Asian                           | 59    | 5.1%       |
| American Indian                 | 3     | 0.3%       |
| African American                | 22    | 1.9%       |
| Filipino                        | 19    | 1.6%       |
| White                           | 399   | 34.4%      |
| Two or More Races               | 27    | 2.3%       |

Source – 2019 California School Dashboard <https://www.caschooldashboard.org/reports/43695834333951/2019>

**NON-DUPLICATED JUVENILE ARRESTS/CITATIONS BY RACE  
SOBRATO HIGH SCHOOL - 5 ACADEMIC YEARS**

| RACE/SOBRATO HIGH SCHOOL  | 19/20     | 18/19     | 17/18    | 16/17     | 15/16     |
|---------------------------|-----------|-----------|----------|-----------|-----------|
| BLACK                     | 1         | 2         | 0        | 0         | 5         |
| HISPANIC                  | 13        | 13        | 5        | 7         | 11        |
| WHITE                     | 3         | 4         | 3        | 6         | 3         |
| BLANK - NO RACE INDICATED | 5         | 2         | 0        | 1         | 2         |
| <b>TOTAL</b>              | <b>22</b> | <b>21</b> | <b>8</b> | <b>14</b> | <b>21</b> |



| Enrollment                      |       |            |
|---------------------------------|-------|------------|
| School Demographics             |       |            |
| Student Group                   | Total | Percentage |
| Students with Disabilities      | 155   | 11%        |
| Socioeconomically Disadvantaged | 447   | 31.7%      |
| Homeless                        | 57    | 4%         |
| English Learners                | 72    | 5.1%       |
| Race/Ethnicity                  | Total | Percentage |
| American Indian                 | 7     | 0.5%       |
| Two or More Races               | 56    | 4%         |
| Pacific Islander                | 6     | 0.4%       |
| Hispanic                        | 540   | 38.4%      |
| Asian                           | 207   | 14.7%      |
| White                           | 490   | 34.8%      |
| Filipino                        | 56    | 4%         |
| African American                | 31    | 2.2%       |

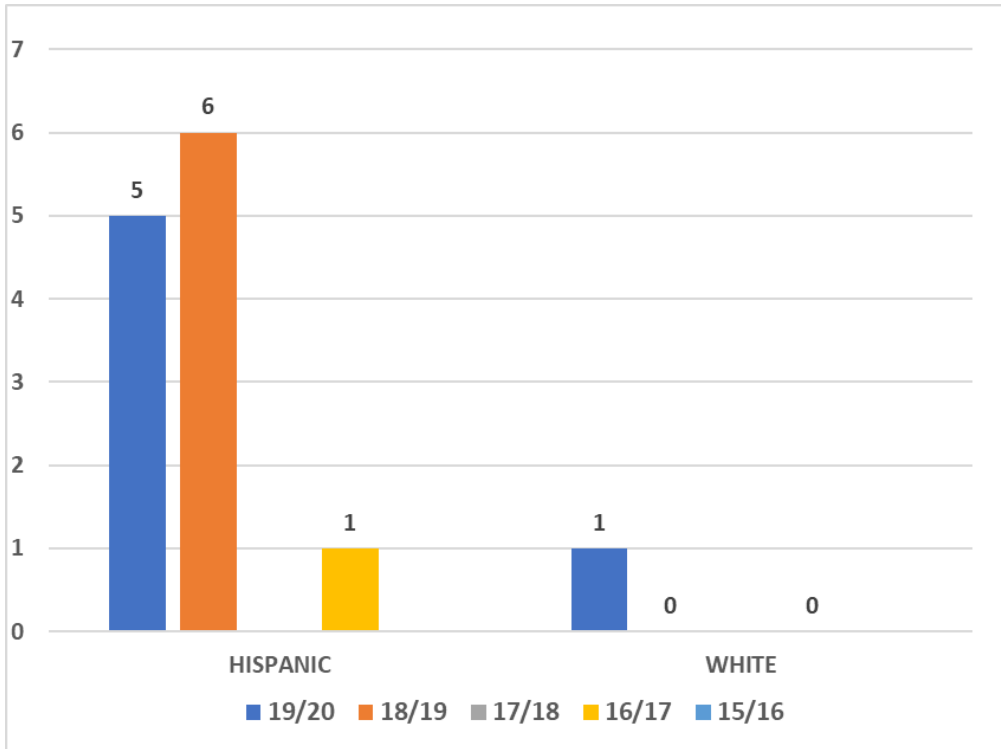
Source – 2019 California School Dashboard <https://www.caschooldashboard.org/reports/43695830102368/2019>

Arrest/Citation Source: Records Management System Morgan Hill Police Department



**NON-DUPLICATED JUVENILE ARRESTS/CITATIONS BY RACE  
CENTRAL HIGH SCHOOL - 5 ACADEMIC YEARS**

| RACE/CENTRAL HIGH SCHOOL | 19/20    | 18/19    | 17/18    | 16/17    | 15/16    |
|--------------------------|----------|----------|----------|----------|----------|
| HISPANIC                 | 5        | 6        | 0        | 1        | 0        |
| WHITE                    | 1        |          |          |          |          |
| <b>TOTAL</b>             | <b>6</b> | <b>6</b> | <b>0</b> | <b>1</b> | <b>0</b> |



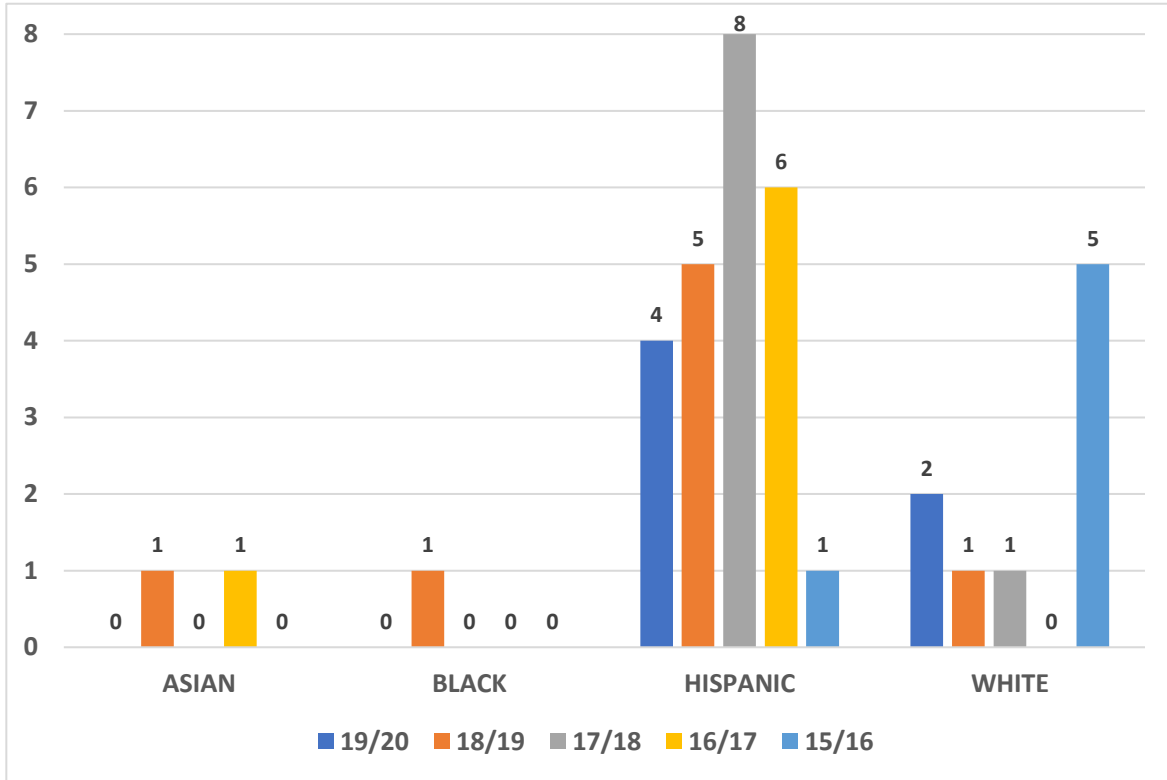
| <b>Enrollment</b>               |       |            |
|---------------------------------|-------|------------|
| <b>School Demographics</b>      |       |            |
| Student Group                   | Total | Percentage |
| Socioeconomically Disadvantaged | 74    | 54%        |
| Students with Disabilities      | 26    | 19%        |
| Foster Youth                    | 3     | 2.2%       |
| Homeless                        | 12    | 8.8%       |
| English Learners                | 20    | 14.6%      |
| Race/Ethnicity                  | Total | Percentage |
| Two or More Races               | 2     | 1.5%       |
| Pacific Islander                | 1     | 0.7%       |
| White                           | 32    | 23.4%      |
| Hispanic                        | 92    | 67.2%      |
| African American                | 2     | 1.5%       |
| American Indian                 | 2     | 1.5%       |
| Asian                           | 1     | 0.7%       |
| Filipino                        | 2     | 1.5%       |

Source – 2019 California School Dashboard <https://www.caschooldashboard.org/reports/43695834334488/2019>

NON-DUPLICATED JUVENILE ARRESTS/CITATIONS BY RACE

BRITTON MIDDLE SCHOOL - 5 ACADEMIC YEARS

| RACE/BRITTON MIDDLE SCHOOL | 19/20    | 18/19    | 17/18    | 16/17    | 15/16    |
|----------------------------|----------|----------|----------|----------|----------|
| ASIAN                      | 0        | 1        | 0        | 1        | 0        |
| BLACK                      | 0        | 1        | 0        | 0        | 0        |
| HISPANIC                   | 4        | 5        | 8        | 6        | 1        |
| WHITE                      | 2        | 1        | 1        | 0        | 5        |
| <b>TOTAL</b>               | <b>6</b> | <b>8</b> | <b>9</b> | <b>7</b> | <b>6</b> |



Enrollment

x

School Demographics

| Student Group                   | Total | Percentage |
|---------------------------------|-------|------------|
| Homeless                        | 35    | 4.5%       |
| Socioeconomically Disadvantaged | 333   | 43.1%      |
| Foster Youth                    | 1     | 0.1%       |
| English Learners                | 134   | 17.3%      |
| Students with Disabilities      | 113   | 14.6%      |

| Race/Ethnicity    | Total | Percentage |
|-------------------|-------|------------|
| Asian             | 49    | 6.3%       |
| American Indian   | 5     | 0.6%       |
| Pacific Islander  | 2     | 0.3%       |
| African American  | 7     | 0.9%       |
| Filipino          | 14    | 1.8%       |
| Two or More Races | 27    | 3.5%       |
| Hispanic          | 441   | 57.1%      |
| White             | 222   | 28.7%      |

Source – 2019 California School Dashboard <https://www.caschooldashboard.org/reports/43695836095384/2019>

This data provides a snapshot of trends and patterns for juvenile arrests and citations at Morgan Hill's one middle school and 3 high schools located within the city limits over the past 5 years. A deeper examination of the risk and causation factors is warranted. The philosophy of community policing is at the core of MHPD's mission and as such the members of the Police Department strongly believe we cannot "arrest" our way out of problem. A comprehensive strategy designed to facilitate problem solving through effective multi-agency partnerships should be considered.

This strategy should be developed to address factors that contribute to at-risk juvenile behaviors, which include but are not limited to

- Guardianship/Supervision
- Family Background and Education
- Peer Relationships
- Social Exclusion
- Neighborhood/Community Influences
- Economic Inequality
- Exposure to Violence and Drugs
- Whether their basic human needs are being met

The Morgan Hill Police Department looks forward to opening a dialogue to identify next steps to implement a community-based approach to assist Morgan Hill youth who have been involved in at-risk behaviors on their journey to adulthood.

-Shane Palsgrove, Chief of Police