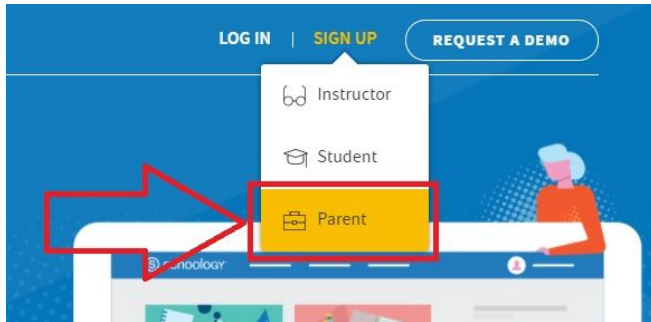


To Create a Parent Account in Schoology

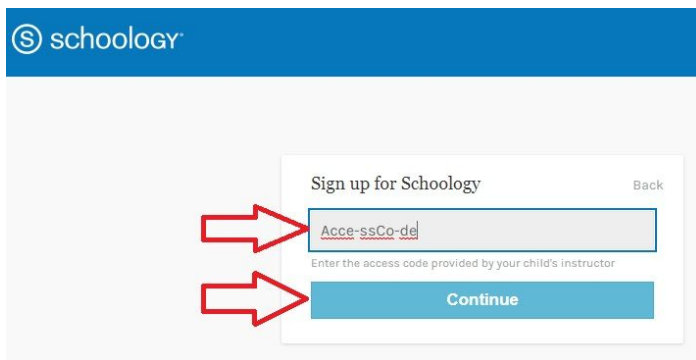
Go to <https://www.schoology.com>

Click on Sign Up and Select Parent



Enter your child's access code (you can link to additional children once logged in)

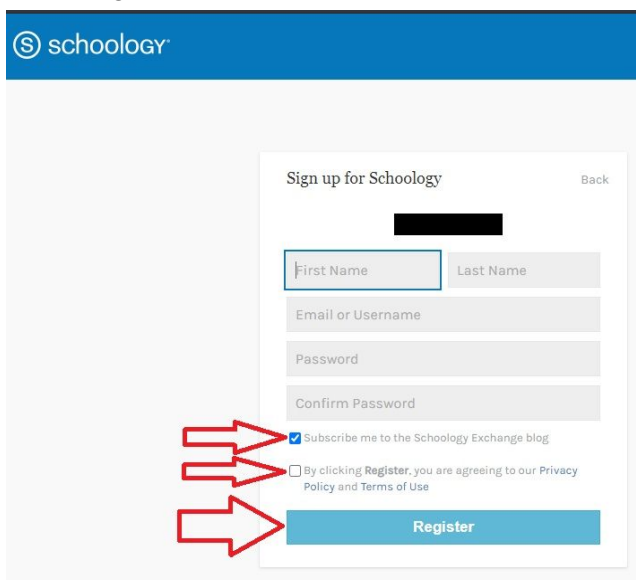
Click Continue



Enter your information and select if you want to subscribe to the Schoology Exchange blog

Check the box to accept Privacy Policy and Terms of Use

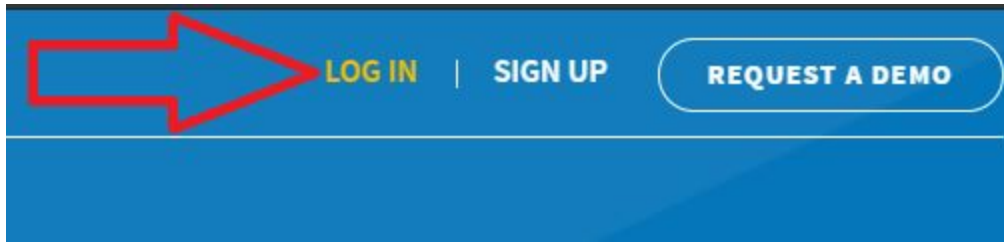
Click Register



Logging into your Parent Schoology Account

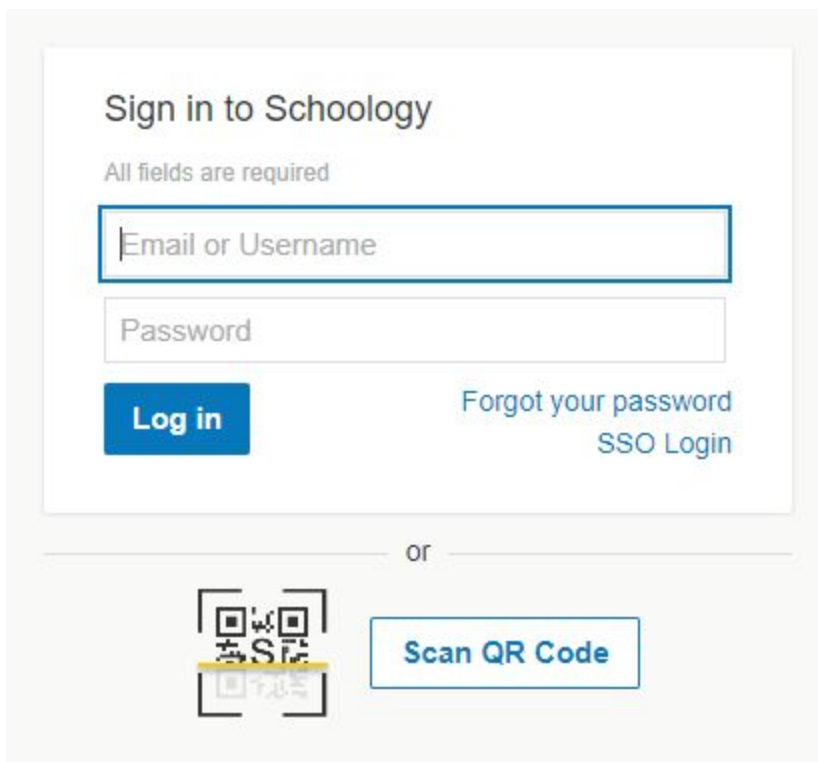
Once you have created your parent account, go to <https://www.schoology.com>

Click Log In



Enter the Email and Password you used to Create your account

Click Log in

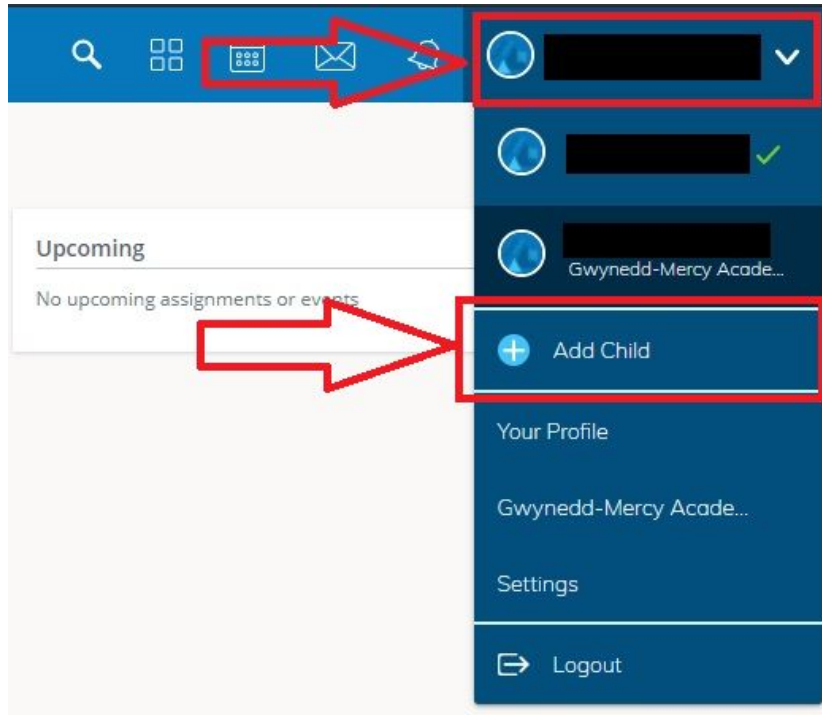
A white sign-in form titled 'Sign in to Schoology'. Below the title is the text 'All fields are required'. There are two input fields: 'Email or Username' and 'Password'. Below the 'Email or Username' field is a blue 'Log in' button. To the right of the 'Log in' button are two links: 'Forgot your password' and 'SSO Login'. Below the form is a horizontal line with the word 'or' in the center. To the left of the 'or' is a QR code. To the right of the QR code is a blue 'Scan QR Code' button.

To Add a Child

Log into <https://www.schoolology.com>

Click on the chevron to the right of your name

Select + Add Child



Enter the Parent Access Code for the child you want to link to your account

Click Use Code

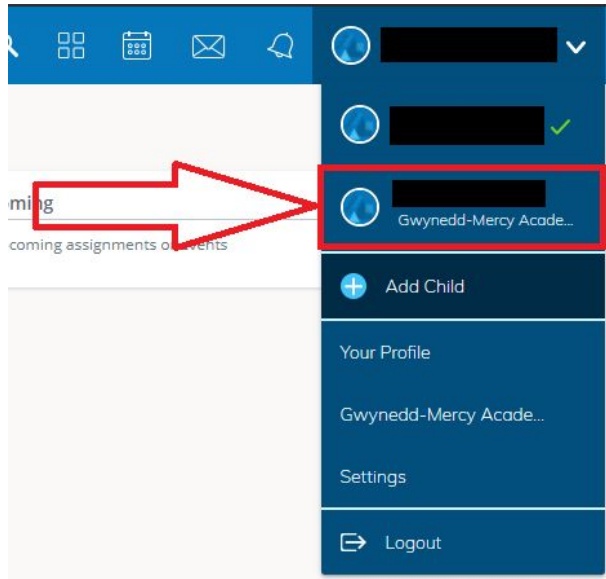
A screenshot of a dialog box titled 'Add Child'. The dialog box has a dark gray header with a close button (X) in the top right corner. Below the header is a white area with the text 'Child Code: *' followed by an empty text input field. At the bottom of the dialog box is a gray bar containing two buttons: a blue button with the text 'Use Code' and a white button with the text 'Cancel'.

To View Assignments, Grades, and Events for your child

Log into <https://www.schoology.com>

Click on the chevron next to your name in the upper right corner

Select your child from the dropdown



You can navigate Events, Grades, Assignments, and Courses that your child is in

