

Overview

Naviance Student can help make the process of finding the right college just a little easier. Using Naviance Student's Find your Fit search tools, you can locate the schools that most fit with your interests, passions, and criteria. Once you've narrowed down a group of colleges, multiple tools are available to understand more about that school in general and as a prospect. This document is meant to help you understand how to search for, favorite, and research colleges of interest. Naviance Student provides two features to store college information:

- **Colleges I'm Thinking About:** This is a list of schools that you have *favorited* and identified as prospective schools of interest.
- **Colleges I'm Applying To:** This is a list of schools to which you have decided to apply. This can be populated from College's I'm Thinking About or directly from searches.

Find Your Fit Tools

The first step of this process is figuring out what schools may be a good fit for you based on your interests. Naviance Student offers six (6) search tools – SuperMatch™, College Match, Scattergrams, Advanced College Search, and College Lookup.

SuperMatch™

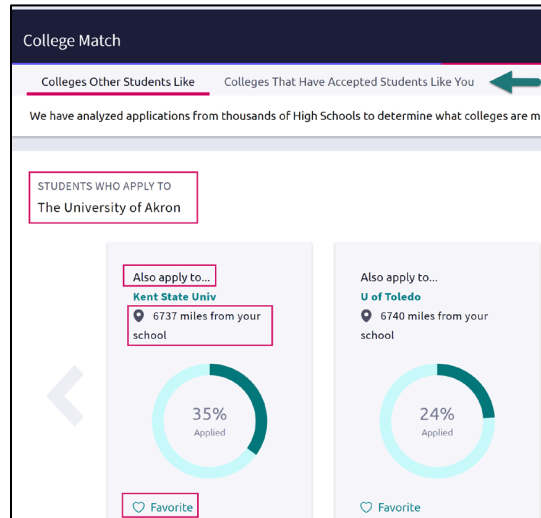
Use SuperMatch™ to receive a list of best-fit schools based on criteria that you deem as important in your college search. SuperMatch™ can be used to save searches and return to them later. To learn about the details of using SuperMatch™, please review the [SuperMatch Reference Guide](#).

The screenshot displays the SuperMatch College Search interface. At the top, there's a navigation bar with 'Choose Fit Criteria' selected. Below this, the 'Your Fit Criteria' section shows '3 selected criteria' and two boxes: 'Must Have' (containing Location [7], Major [1], and Campus Surroundings [3]) and 'Nice to Have'. The 'Your Results' section indicates 4 institutions with a fit score of 90% or above. A detailed view for the University of Southern Maine is shown, featuring a 100% Fit Score, academic match data (GPA 3.09, SAT 490, ACT 22), admission info (Selectivity Admits 80%, App Fee \$40, App Deadline Dec 1), and tuition & fees (\$6,578 In State, \$17,290 Out of State, Room & Board \$9,400). A 'PIN TO COMPARE' button is highlighted in red. At the bottom, there's a search bar and a 'PINNED' dropdown menu.

1. **Choose Fit Criteria:** Use best fit criteria drop-downs such as Location and Academics to get matched with the schools that are the best fit for you.
2. **Pin to Compare:** Use the pin feature to keep an eye on schools you are interested in.
3. **Favorite:** Add schools to the colleges you are thinking about in Naviance Student.
4. **Compare:** Use the Pinned drop-down to Compare pinned schools based on factors important to you.

College Match

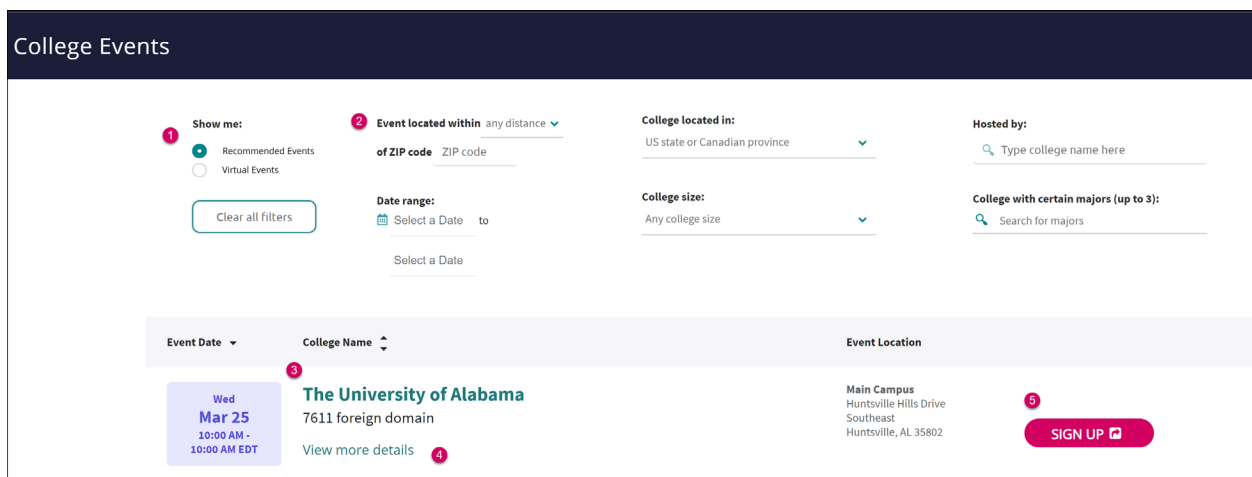
See and quickly favorite the other schools that students are applying to when they have also applied to a school from your favorites list. Additionally, check out other colleges that have accepted students with stats like your own.



College Events

Browse for and sign up for [Home > Find Your Fit > College Events](#). Use filtering features to find relevant events, view college profiles, and [Sign Up](#) for events.

college events ([College](#)



1. Choose to view recommended and/or virtual events.
2. Add additional filters to narrow down events relevant to you.
3. Click a college name to view its profile and learn more.
4. Use the View More Details to see additional information the college wants to share with you about the event.
5. Sign Up for the event using the college's registration form. Event cancellations must be completed directly with the college.

Scattergrams

A scattergram is a graph used to help you analyze how you fit in with other students from your high school who have been accepted, waitlisted, or denied admittance to a school based on GPA and test scores.

1. Navigate to [Colleges Home](#), and then locate the content card labeled [Find Your Fit](#).
2. Click on [Scattergrams](#).

3. Select a **college** from the dropdown list. The number in parentheses shows how many other students from your high school, historically, have applied to this school.

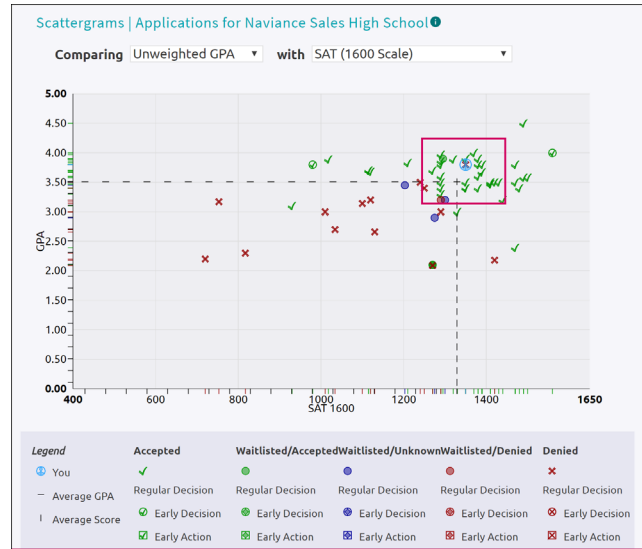
Scattergram

Select a college from the list and the type of test score that you would like to plot.

College
American University (55 apps) ▼

[View Scattergram](#)

4. Click **View Scattergram**.
The scattergram for this school displays.
5. Change the **Comparing** and **with** drop-downs to make sure you are comparing the right information.
6. Use the **legend** to view those accepted, waitlisted and denied. Your data shows as a **light blue circle**. Hover over a data point to see connected SAT and GPA information.



Advanced College Search

Using multiple categories, answer questions to identify colleges that match your interests.

1. Click on a **category**, i.e.; Location or Majors.
2. Answer category-related **questions** and identify your preferences for a school.
3. Click **View Matches**.
A list of schools that match your criteria displays.
4. Click the **checkbox(es)** next to the school(s) depending on what action you want to take next.
5. From here, you can choose to use **Compare Me**, **Add to Colleges I'm Thinking About** (Favorite), **Send an Email** to the school, view a **Scattergram** for the school, or visit the **school's website**.
6. From our results list, click **Save Search** to save this search criteria.

The screenshot shows the 'VIEW MATCHES' button highlighted with a red box. Below it, a navigation bar includes 'Type', 'Location', 'Students', 'Admission', 'Athletics', 'Majors', 'Costs', and 'Special Programs'. The 'School Type' section contains several filter groups: 'Two-Year vs. Four-Year' (with 'No preference' selected), 'Public vs. Private' (with 'No preference' selected), 'Coed vs. Single-sex' (with 'No preference' selected), and 'College Groups' (with 'No Preference' selected). The 'Religious Affiliation' section also has 'No Preference' selected.

7. Next time you return, use the **Saved Searches** drop-down to find your saved search.

The screenshot shows the search results page with '74 matches' and '1 selected'. A 'Compare Me' button is highlighted with a red box. Below the 'Add to Colleges I'm Thinking About' button, a 'MORE' dropdown menu is shown with options: 'SEND AN EMAIL', 'SCATTERGRAMS', and 'VISIT WEBSITE'. The results list includes Amherst College (checked), Anna Maria College, and College of the Atlantic.

College Lookup

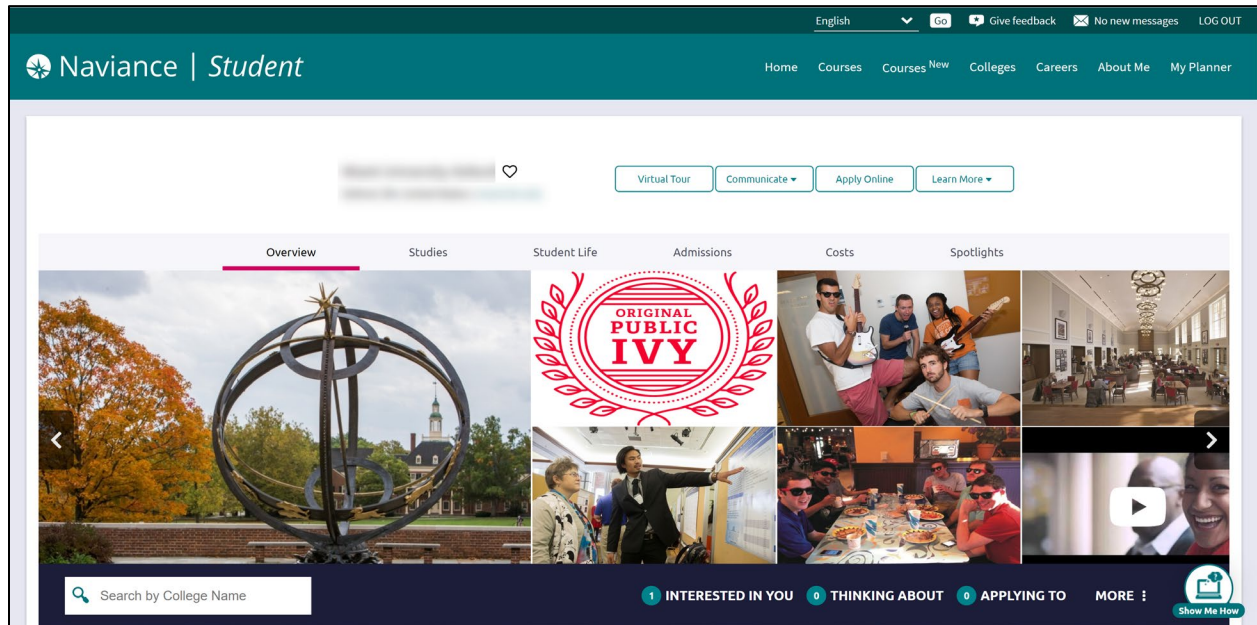
Lookup and favorite school(s) by multiple filters including name, country, state, or college group. Easily favorite using the heart symbol next to the college.

The screenshot shows the 'COLLEGE Lookup' interface. A 'Lookup by:' dropdown menu is open, with 'College Group' selected and highlighted in blue. A red arrow points to the dropdown. Below the dropdown, a 'Favorite' button is highlighted with a red box. The results list shows several colleges, with Amherst College having a heart icon next to it.

College Profile Pages

When a search is completed, the schools that are a part of the results can be researched further by accessing the college's profile. From a search result, click the college of interest to open its college profile.

1. Click the **heart icon** to favorite the school and add it to your list of Colleges I'm Thinking About.
2. Use the **tabs** (Overview, Studies, Student Life, Admissions, etc.) to learn more about these areas.
3. **Check out a Virtual Tour, Communicate, Apply Online, or Learn More** using the provided buttons on the page.
4. Located at the bottom of the page, use the buttons to **navigate** to those areas specified in Naviance Student (Colleges I'm Thinking About, Applying To, etc.).



The **Overview** tab provides general information about the school, including the information seen below.

<p>AVERAGE NET PRICE ¹</p> <p>\$1,500</p> <p>Family Income</p> <p>\$0 - \$30k</p> <p>More about Cost & Aid</p> <p>from 2020</p>	<p>GRADUATION RATE ¹</p> <p>67%</p> <p>4 Year 6 Year</p> <p>More about learning environment</p> <p>from 2020</p>	<p>ACCEPTANCE RATE ¹</p> <p>33%</p> <p>Check out Scattergrams to see how this relates to you</p> <p>from 2020</p>	<p>COLLEGE OVERLAPS</p> <p>9</p> <p>See other colleges that applicants to this school also applied to</p>	<p>EARLY DECISION DEADLINE</p> <p>April</p> <p>1</p> <p>See all deadlines</p>
--	---	--	---	---

You can find **Scattergrams** and other admission information on the **Admissions** tab.

<p>EARLY DECISION DEADLINE</p> <p>April</p> <p>1</p> <p>See all deadlines</p>	<p>APPLICATION FEES</p> <p>\$50</p> <p>Freshman application</p>	<p>ACCEPTANCE RATE ¹</p> <p>33%</p> <p>Check out Scattergrams to see how this relates to you</p> <p>from 2020</p>	<p>IMPORTANT POLICIES</p> <p>Competitive Admissions</p> <p>Early Decision</p> <p>Notify By Date</p> <p>Open Registration</p> <p>Test Optional</p> <p>Wait List</p>
---	---	--	---

College Research

You have found some schools you are interested in and now you are ready to learn even more. From the **Colleges Home** tab, under **Research Colleges**, you can find multiple tools for researching schools and your likelihood of admittance.

- College Compare
- College Resources
- Acceptance History
- Enrichment Programs
- College Maps
- College Visits

College Compare

Add schools to compare the average GPA and test scores of students from your high school that have been accepted to that college over a span of time.

1. Click **Add Colleges to Compare**.
2. Use the **College Lookup** to find schools.
3. Click the **checkbox** (es) next to the schools to which you'd like to see a comparison.
4. Click **Save Selection** from the upper-right corner.
5. Click **Finished Searching**.

The schools are added to your Compare list. A green check means your numbers are higher and a red x means they are lower than average for those who have been admitted to this school.

College	GPA	Single SAT 1600	Single SAT 2400	Combined SAT 1600	Combined SAT 2400	PSAT to SAT 1600	ACT	IB	Acceptance
	3.5	1400	0	1400	0	1100	0	0	-
American Univ	3.48 ✓	1267 ✓	1879 ✗	1142 ✓	1882 ✗	1267 ✗	26 ✗	20 ✗	281/526

College Resources

List of external web resources that may be valuable to your college search process. Sections include Colleges & Careers, Financial Aid, Test Preparation, College Athletics, and Military.

Acceptance History

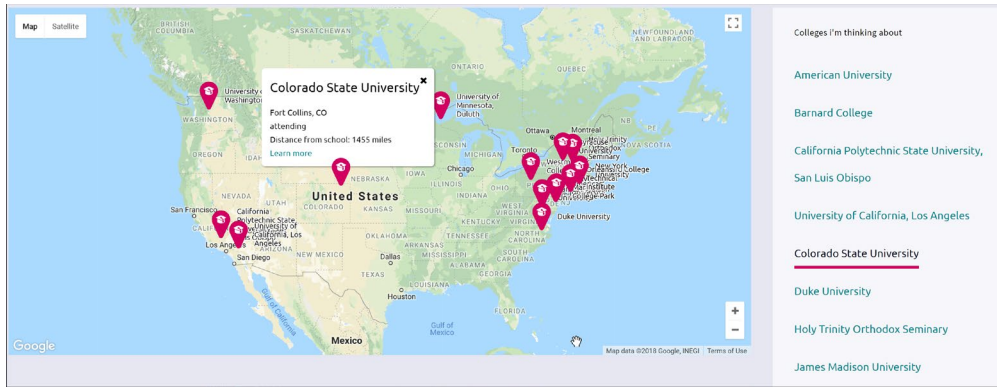
An alphabetical list of colleges where someone from your school has been accepted and/or enrolled over a time span.

Enrichment Programs

Locate enrichment programs provided by your school to view extracurricular opportunities in your community.

College Maps

View an interactive map of schools based on a list of different pre-defined criteria. For example, you can see a map of the colleges from your Colleges I'm Thinking About list. Some other map categories include Top 20 most popular colleges where our students applied, colleges where our students are attending, 5-year combined BA/MBA, and more.



College Visits

View and **Register** (if permission is enabled) to attend an upcoming visit from the *College Visits* page.

For each visit, the date/time, institution, and location will display. If the visit is a virtual visit, you will have access to click on the link to join the *virtual meeting room 15 minutes before the meeting start time*.

College Visits		Search for colleges	
JULY Wed 22 09:00AM	University of Kentucky Career Center	DEADLINE PASSED	View Details
JULY Wed 22 09:00AM	Miami University-Oxford Career Center	DEADLINE PASSED	View Details
JULY Wed 22 12:10PM	University of Kentucky Career Center; Virtual Visit	Register Now	View Details
JULY Wed 22 01:30PM	Auburn University Career Center	Register Now	View Details

Visits can have both a physical and virtual location. A physical location may be used when meeting in a centralized location for your visit, whether in-person or virtual.

Use **View Details** to see more information regarding a visit, such as the rep's name or any instructions provided by your school.