






Student Orientation



This orientation is set up for students and families to “attend” at a time that is convenient for them. Agenda items have links to videos for you to view, pause, and replay as you’d like. Just click on gold text buttons to view a video.

A Look Around Friendly Hills

Essential Technology for the First Day of Distance Learning:

<p>Self-Service</p> 	<p>The self-service app allows you to download apps for educational purposes. Download the following apps if you don’t already have them.</p> <p>How to access Self Service to download apps</p> 
<p>Campus</p> 	<p>Campus is where you can view your schedule, grades & missing assignments, and attendance. This is where you will check-in each day for attendance during distance learning. You must check-in Monday through Friday, once a day, between 7am-4pm.</p> <p>How to view your schedule</p> <p>How to view grades & missing assignments</p> <p>How to check-in for attendance</p> <p>To Login to Campus for the first time, you will be prompted to set your password.</p> <p>Campus Student Login Instructions (text)</p> <p>Campus Student Login Instructions (video)</p>

Canvas



Canvas is where you will go to access your course work and lessons from your teachers. Each of your courses can be seen from your Dashboard. Check out the video to see what it looks like.

[Features of Canvas](#)

You will learn more about Canvas from your teachers later. More lessons and videos to come!

To Login to Canvas, use your GOOGLE username and password.

Google Meet



The first 10 minutes of each of your classes will be held in a google meeting. Your teachers will send you an invitation to the google meeting through email. All you have to do is open the app at the time of your meeting, swipe up, and you'll see the join button. Check out the videos to learn more.

[How to join a Google Meet for class](#)

[How to split your screen in Google Meet](#)

To Login to Google Meet, use your GOOGLE username and password.

[How to Login to Google Meet for the 1st Time](#)

Alarms



The alarms app can be used to set reminders for yourself. The Distance Learning daily schedule is below. You will follow this schedule on Mondays, Tuesdays, Thursdays, and Fridays. Set alarms for 5 minutes before class to remind you to join your google meeting on time.

[How to set alarms](#)

Class Hour	Times
Homeroom	9:30-9:45
Hour 1	10:00-10:40
Hour 2	10:55-11:35
Hour 3	11:50-12:30
Lunch	12:45-1:15
Hour 4	1:30-2:10
Hour 5	2:25-3:05
Hour 6	3:20-4:00

Notability



Notability Friendly Hills

Notability is an app that you will use to write on and create assignments. You will use Notability for many classes. Setting up folders to help you stay organized will be very helpful. Check out the video to learn how.

[How to set up folders in Notability & Basics](#)

You will learn more about Notability from your teachers later. More lessons and videos to come!

FIRST DAY OF SCHOOL CHECKLIST

MIDDLE SCHOOL



#1 MAKE SURE YOUR iPad IS CHARGED & READY

Have your iPad charged and turned on by 9:25 a.m. on Monday, September 14. Prior to September 14, please make sure your iPad turns on and that you can access the online apps listed below.



#2 OPEN THE GOOGLE MEET APP ON YOUR iPad

Be ready to connect with your teacher at 9:30 a.m. on Monday, September 14. Open the Google Meet app on your iPad. Make sure you are logged into your school Google account. You will see a message that says "Swipe up to see your meetings" and the click "Join". You are ready to go! You will have live interaction with all of your teachers each day (Monday, Tuesday, Thursday, Friday). Please see your schedule for specific class information.



#3 LOCATE YOUR SCHEDULE ON THE CANVAS APP

Check to see that all of your classes are listed on Canvas. Your teacher will post an announcement letting you know what you need to do.



#4 BE AWARE OF YOUR TIME

Be aware of your time so you don't miss any of your Google Meets. If possible, set alarms on your iPad so you are ready when class begins! To learn how to set alarms, visit <https://youtu.be/V7CSXnnp9q4>.



#5 CHECK IN FOR ATTENDANCE

Each day during distance learning, please check in for the day in the Infinite Campus Student Portal app. The time you need to check in every day varies by school so please be aware of that time.



#6 IF YOU NEED HELP, REACH OUT TO TECH SUPPORT

If your iPad is not working or you need help logging in, please contact Friendly Hills' tech pro (Jim Szalay at james.szalay@isd197.org or 651-403-7669) or Heritage's tech pro (Josh Gorske at joshua.gorske@isd197.org or 651-403-7570).

[Click Here for GOOGLE Password Help](#)