


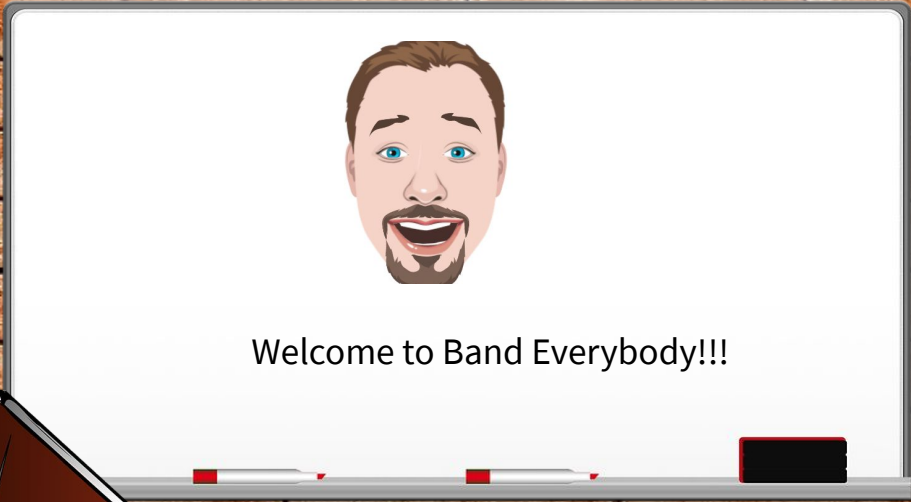
C D E F G A B C



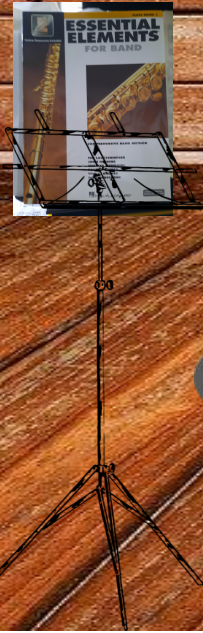
A musical staff with a treble clef. The notes on the staff are C, D, E, F, G, A, B, C, representing the first octave of a major scale.



Welcome to Band Everybody!!!



A whiteboard with a cartoon illustration of a smiling man's face at the top. Below the face, the text "Welcome to Band Everybody!!!" is written. At the bottom of the whiteboard, there are two white markers with red eraser ends and a black eraser.



ESSENTIAL ELEMENTS FOR BAND

A music stand with a book titled "ESSENTIAL ELEMENTS FOR BAND" on it. The book cover features a photograph of a band.



vincent.borselli@edison.k12.nj.us

Please put your child's full name and school in the subject line

Google Meet:

<https://meet.google.com/lookup/a4bswxemwq?authuser=0&hs=179>

PULL OUT SCHEDULE

- One (1) live lesson each week
- Always on the same day of the week (during remote learning)
- Lessons will rotate through 4 class periods during the day -- alternating between mornings one week, afternoons the next
- Flexible - if the lesson is missed at the assigned time, students are welcome to join one of the other lessons on that same day. Or ask for a specific make up time. Communication is KEY!
- Make up all classwork missed while at an instrumental lesson

LESSONS

- **Check in** for a live lesson once a week (schedules will be posted in GC)
- **View** video examples with explanations to help work through challenges between lessons
- **Make** flip grid videos for additional feedback between weekly lessons
- **Practice** 10 minutes every day
- **Ask** questions
- **Stay positive** and **keep trying!**

Preparing for Class

- Begin the day by **checking the schedule** for the lesson time
- **Set an alarm** as a reminder
- **Assemble the instrument** and place it to the side of your workspace so it can be picked up and played when class begins; lessons times are short!
- **Practice** daily 10-15 minutes