


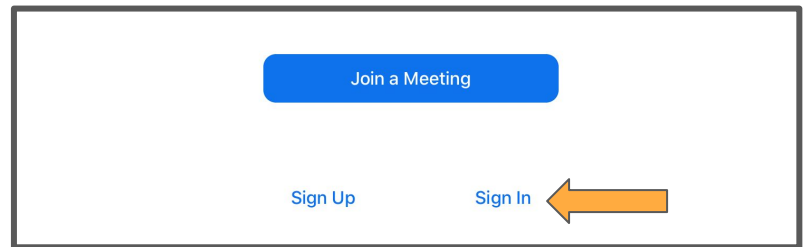
Student Zoom Account Login

iPAD

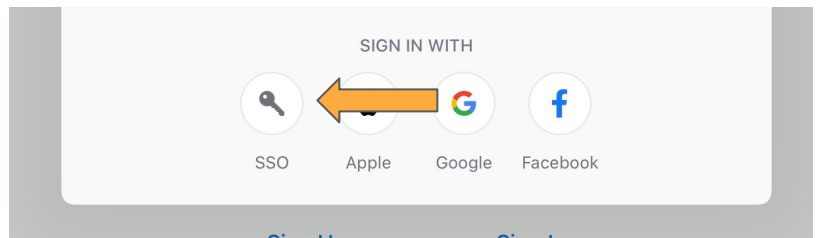
1. Click on the Zoom app.



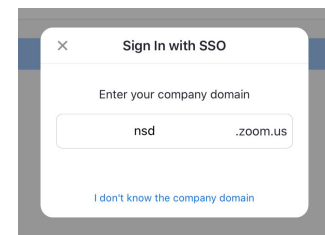
2. Click **Sign In**



3. Click **SSO**



4. Type **nsd** as the company domain and press **go** on the keyboard



5. A window will open in Safari. Enter your student email #####@apps.nsd.org, click **Next**, then enter your password. Click **Yes** to stay signed in. When you see "Open this page in "Zoom"?" Click **Open**. You will now be signed into the Zoom app with your NSD account. You can join a NSD Zoom meeting via link or by typing in a join code and password.

