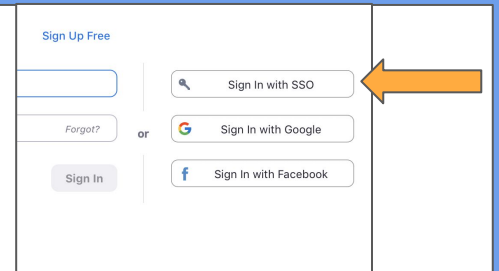


Student Zoom Account Login

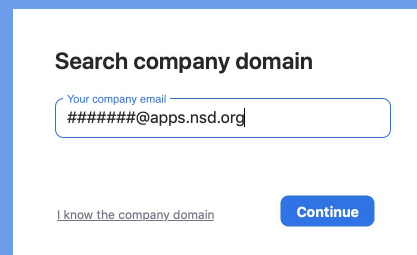
SIGNING INTO THE ZOOM DESKTOP APP

1. Open the Zoom application

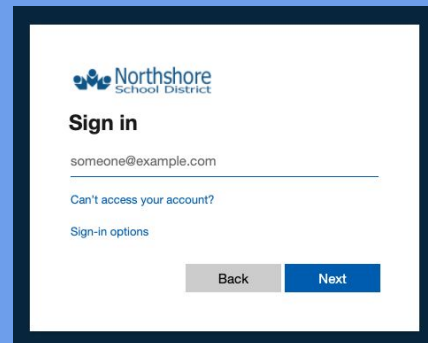
2. Click **Sign in with SSO**



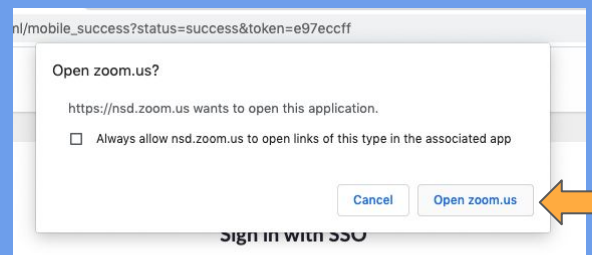
3. In **Your company email**, enter your student email #####@apps.nsd.org, click **Continue**.



4. A browser window will open. Enter your student email #####@apps.nsd.org, click **Next**, then enter your password. Click **Yes** to stay signed in.



5. A window will pop up, asking if you would like to Open zoom.us. Click **Open zoom.us**



6. You will be brought back to the Zoom app and will be logged in with your NSD Zoom account. You should see student's first initial in the upper left corner.

