


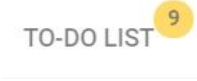


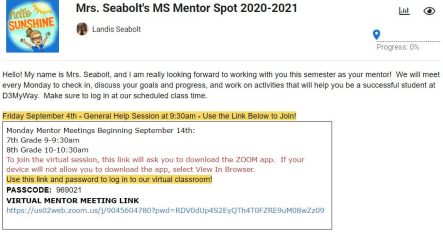







## D3MyWay Frequently Asked Questions

~ AKA Tips for Students (and Parents, too)~

#	Question	Answer
1	How do I Log In to my district email account? 	Students use their district email address and password to log into their mail at this URL: <a href="https://www.google.com/gmail/about/">https://www.google.com/gmail/about/</a> The email address and password are included in the D3MyWay registration packet.
2	How do I Log In to Accelerate? 	Students use their district email address and password to log in to Accelerate at this URL: <a href="https://accelerate-wsd3.agilixbuzz.com/login">https://accelerate-wsd3.agilixbuzz.com/login</a>
3	Where is my coursework posted? 	All coursework lives on the Accelerate platform, where classes appear on individual "Course Cards." Students will see one course card for every class on their schedule this semester. Click on the course card to access the lessons, assignments, and activities for that class.
4	How do I know what assignments I am supposed to complete each day? 	Assignments are listed on the To Do list on the students opening page in Accelerate as well as within every class.. Each day students should aim to complete all assignments that say "due today." Keep in mind that students may need to first complete any past due assignments. All assignments must be completed in chronological order in order to move forward through the class.
5	How often am I expected to log in to work in Accelerate? 	Students are expected to log in to Accelerate and complete work in every class, every school day. On average, this will take 45-60 minutes per class. This is easily done if students are moving through the list of assignments on the To Do list every day.
6	Will I need to log in to virtual classes as well? 	Yes! Every D3MyWay class also has scheduled virtual class meetings. Middle school classes meet once a week; high school classes meet bi-weekly. All information about virtual class meetings can be found on the course landing page. Check the virtual class schedule for your grade level for more information.

7	<p>When are my virtual classes?  <a href="#">Middle School Virtual Class Schedule</a>  <a href="#">High School Virtual Class Schedule</a></p>	<p>Refer to the schedule links to the left based on your grade level - large courses are often split into smaller sections by student last name, so please read carefully. Class dates and times are also listed on every course landing page along with instructions on how to join the session.</p>
8	<p>How do I join the virtual classes?</p> 	<p>Each teacher posts the date, time, and joining instructions on the landing page of each course - click on the course card to see the landing page. Teachers use various formats for virtual meetings - students should always follow the directions on the course landing pages in order to join correctly. Contact your teacher if you have questions about when or how to join.</p>
9	<p>What do I do if I have questions or need help?</p> 	<p>Content Class Questions?  Ask your teacher through email, text, phone call, during virtual class, or during virtual office hours. Keep in mind that teachers are available during office hours and will get back to you within 24 hours (normally, much sooner).</p> <p>General Questions?  Ask your mentor : )</p>
10	<p>How do I check my grades?</p> 	<p>Click on the gradebook icon on the course card to view your assignments, scores, and teacher feedback.</p>
11	<p>How do I check announcements?</p> 	<p>Click on the dialogue box icon at the top right of the Accelerate screen.</p>
12	<p>How do I see feedback a teacher has given to an assignment?</p> 	<p>Look for the dialogue box icon next to your assignment in the gradebook or in the activity stream. Click on the box to view feedback.</p>
*	<p>What does a day in the life of a D3MyWay Student look like?</p> 	<p>Set goals to do these tasks every school day, and you will be well on your way to success with D3MyWay!</p> <ul style="list-style-type: none"> <li><input type="checkbox"/> Check your student email at the start and end of your work time.</li> <li><input type="checkbox"/> Set up a routine time to work on each of your classes every day.</li> <li><input type="checkbox"/> Finish all assignments that are “due today” from your To Do List.</li> <li><input type="checkbox"/> Join any virtual classes that may be scheduled.</li> <li><input type="checkbox"/> Reach out to your teachers/mentor with questions.</li> </ul>