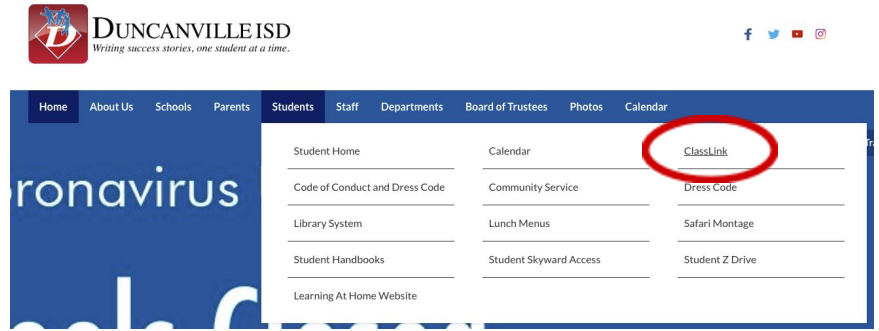


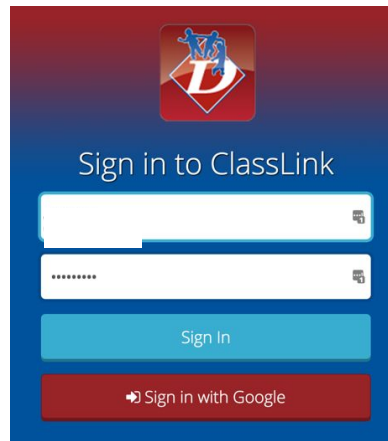


Login to ClassLink at Home

1. Launch Duncanville website
<https://www.duncanvilleisd.org/>
2. Mouse over **Students**.
3. Select **ClassLink** from the drop down menu.



1. Use your district ID number in the first box. (your lunch number)
2. Use your district password in the second box.
Grades PreK-4: The password is the same one you use to log into a computer at school.
Grades 5-12: This is the password you created.
3. Click **Sign In**.




Accessing Google Apps

If you plan to use Google Drive, Google Classroom or any Google application, it will require you to login with your district Google account.

1. In the first box, **type your full district email account.**
2. In the second box, type the password you use to login to the computers at school.

Duplicate names will have a random number after the last name.
Example: jsmith7@dvideschools.org
Teachers: Use *Student Email Lookup* in Classlink if needed.



Duncanville ISD

Sign in with your organizational account

Sign in

Sign in with your Duncanville ISD network account

[Forgot or Reset Password?](#)