

Special Education Distance Learning Survey 2020

Friday, August 28, 2020

438

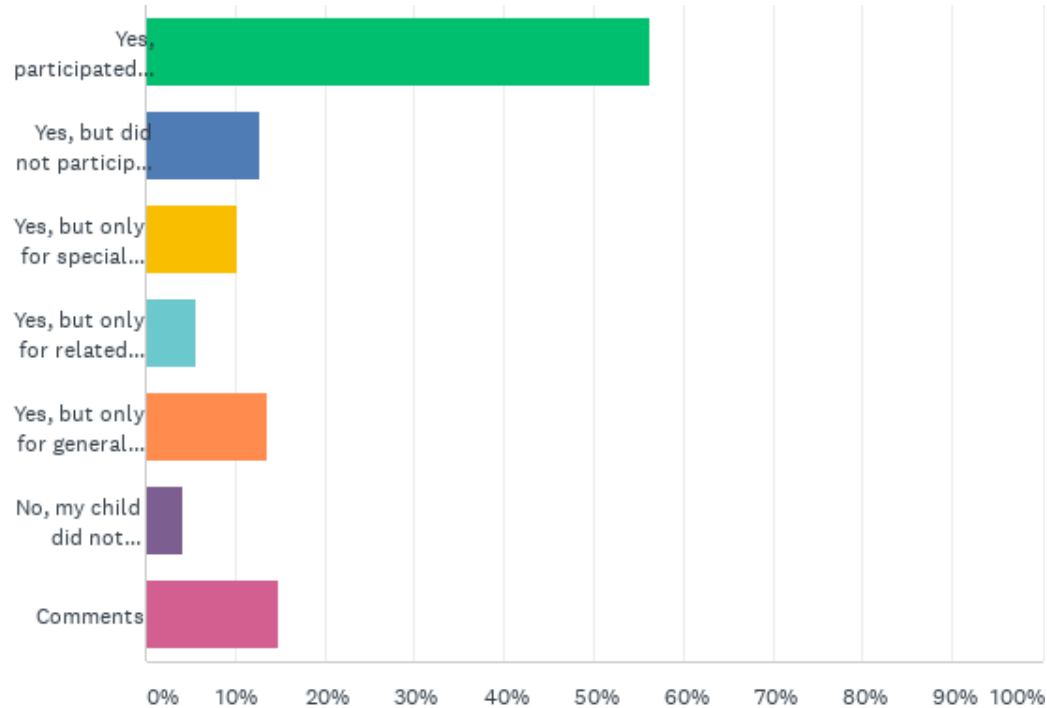
Total Responses

Date Created: Saturday, August 08, 2020

Complete Responses: 438

Q1: Did your child participate in the Greenwich Special Education Distance Learning program?

Answered: 436 Skipped: 2



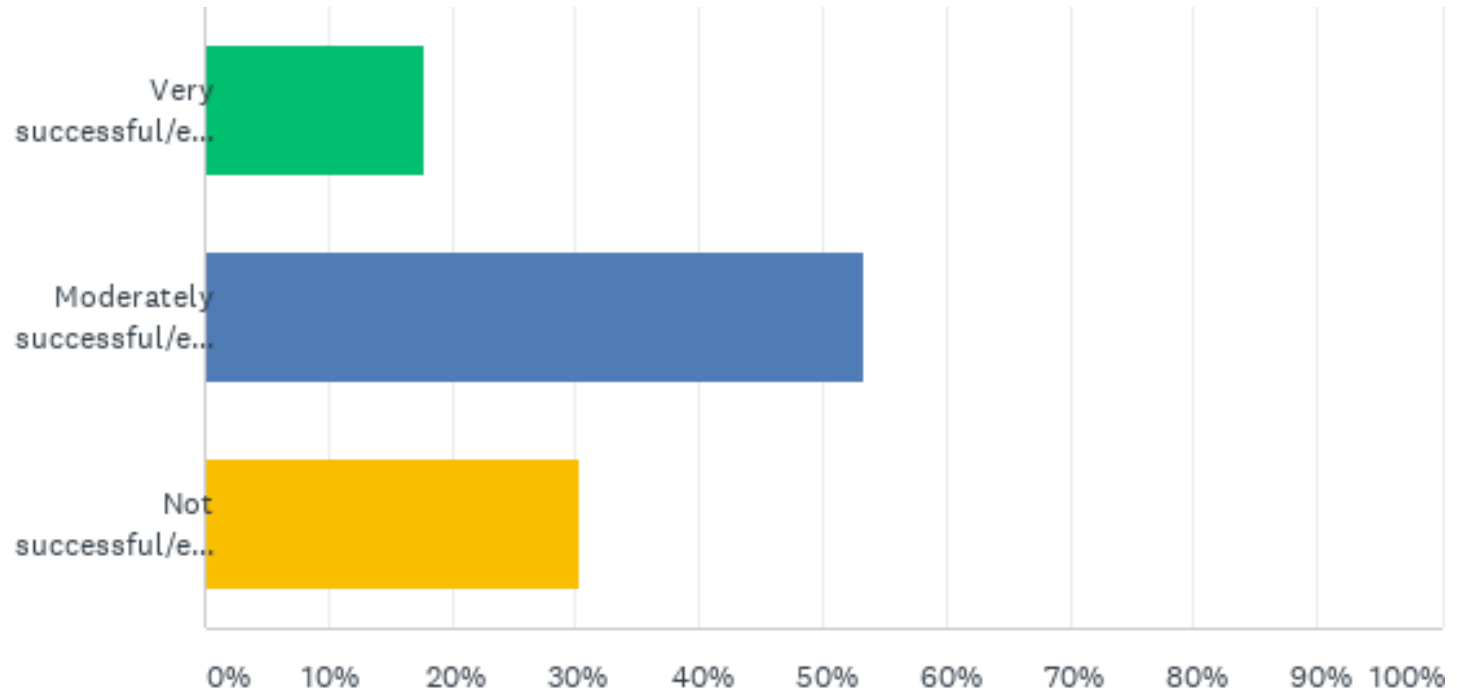
Q1: Did your child participate in the Greenwich Special Education Distance Learning program?

Answered: 436 Skipped: 2

ANSWER CHOICES	RESPONSES	
Yes, participated in both special education and related services as offered	56.19%	245
Yes, but did not participate successfully for the full schedule	12.84%	56
Yes, but only for special education services	10.32%	45
Yes, but only for related services	5.73%	25
Yes, but only for general education classes	13.53%	59
No, my child did not participate	4.13%	18
Comments	14.91%	65
Total Respondents: 436		

Q2: How successful/effective was the special education distance learning experience for your child?

Answered: 429 Skipped: 9



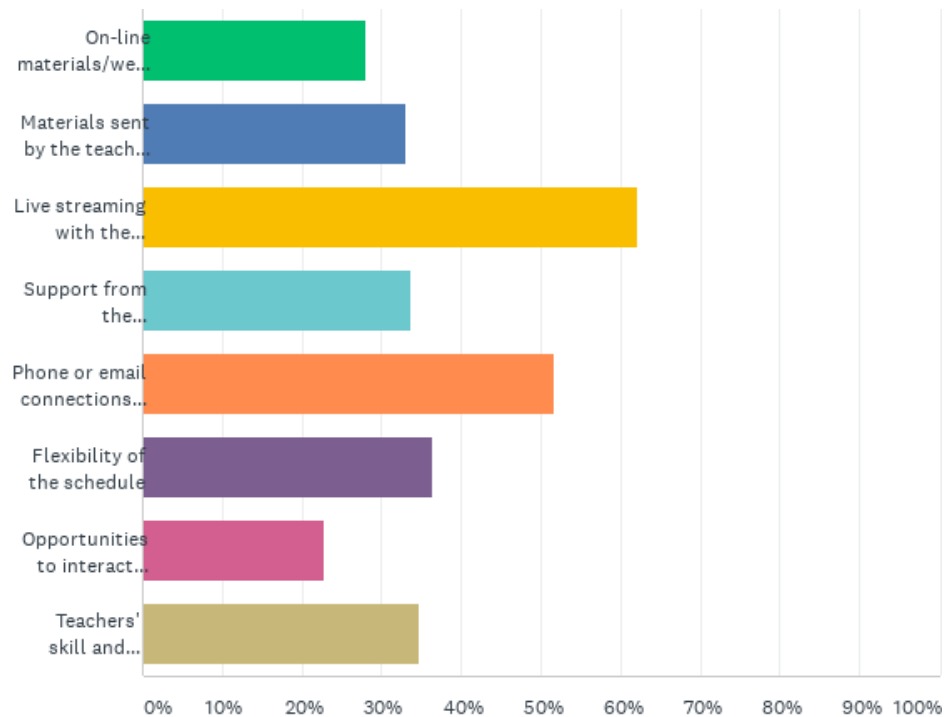
Q2: How successful/effective was the special education distance learning experience for your child?

Answered: 429 Skipped: 9

ANSWER CHOICES	RESPONSES	
Very successful/effective	17.72%	76
Moderately successful/effective	53.38%	229
Not successful/effective for my child	30.30%	130
Total Respondents: 429		

successful/effective, what made it work? You can select more than one response.

Answered: 360 Skipped: 78



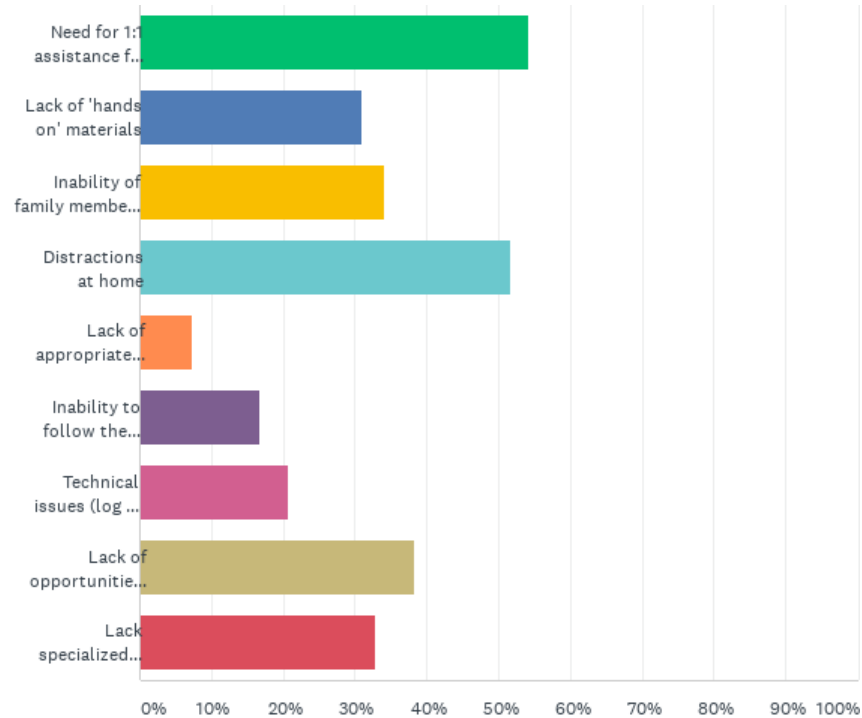
successful/effective, what made it work? You can select more than one response.

Answered: 360 Skipped: 78

ANSWER CHOICES	RESPONSES
On-line materials/websites/videos	28.06% 101
Materials sent by the teacher electronically	33.06% 119
Live streaming with the teacher	62.22% 224
Support from the professional assistant	33.61% 121
Phone or email connections with the staff	51.67% 186
Flexibility of the schedule	36.39% 131
Opportunities to interact with classmates electronically (small group, lunch bunch, etc)	22.78% 82
Teachers' skill and comfort level in providing remote instruction	34.72% 125
Total Respondents: 360	

Q4: What were the biggest challenges during special education distance learning? You can select more than one response.

Answered: 411 Skipped: 27



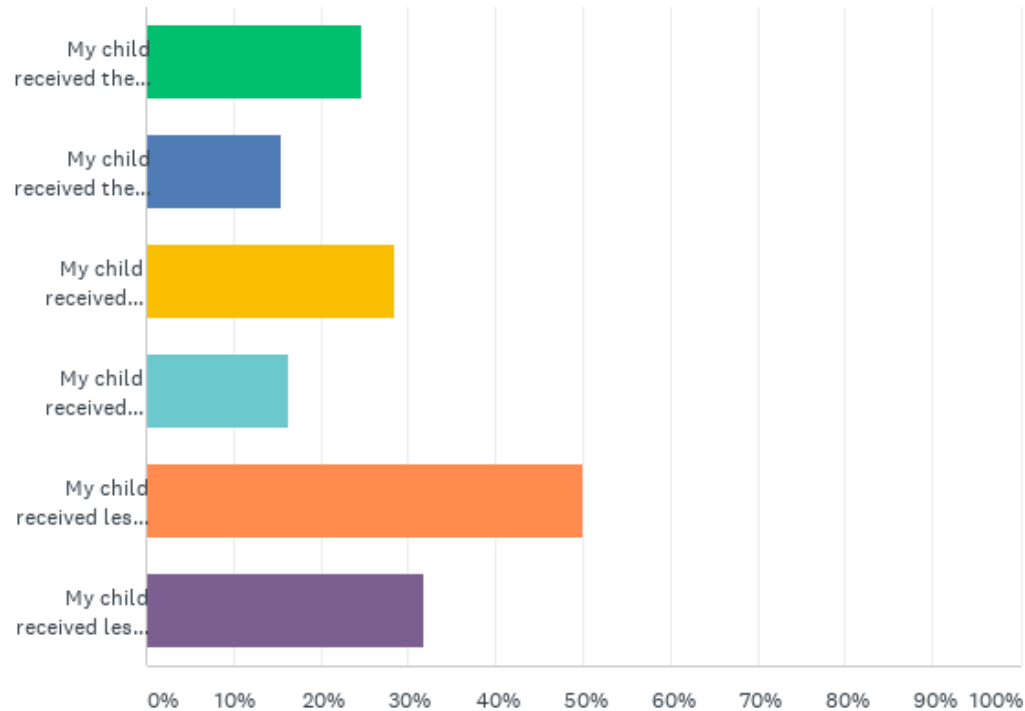
Q4: What were the biggest challenges during special education distance learning? You can select more than one response.

Answered: 411 Skipped: 27

ANSWER CHOICES	RESPONSES	
Need for 1:1 assistance from family members	54.26%	223
Lack of 'hands on' materials	30.90%	127
Inability of family members to provide the specialized support my child needs	34.06%	140
Distractions at home	51.58%	212
Lack of appropriate space/furniture to provide instruction	7.30%	30
Inability to follow the behavior plan	16.79%	69
Technical issues (log in, band width, audio)	20.68%	85
Lack of opportunities to interact with classmates electronically	38.20%	157
Lack specialized support from the school team to support my child's unique needs	32.85%	135
Total Respondents: 411		

Q5: Describe your child's special education and related services during distance learning. You can select more than one response.

Answered: 422 Skipped: 16



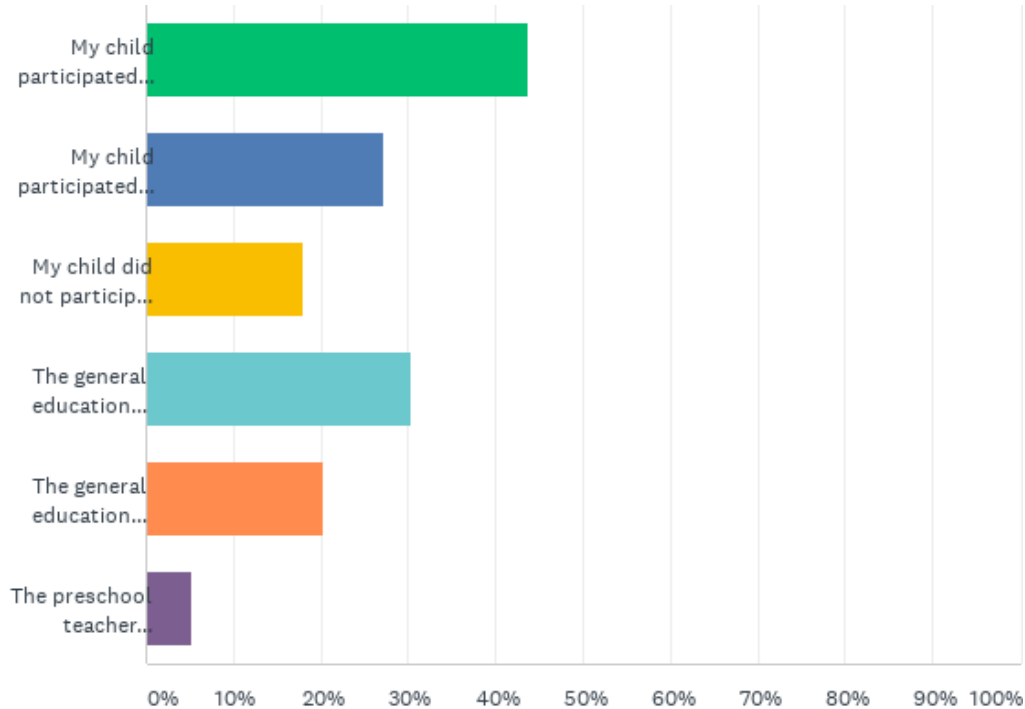
Q5: Describe your child's special education and related services during distance learning. You can select more than one response.

Answered: 422 Skipped: 16

ANSWER CHOICES	RESPONSES	
My child received the same special education services as described on the IEP	24.64%	104
My child received the same related services as described on the IEP	15.40%	65
My child received different special education services than described on the IEP (for example, individual vs. group, shorter sessions)	28.44%	120
My child received different related services than described on the IEP (for example, individual vs. group, shorter sessions)	16.35%	69
My child received less special education services than those described on the IEP	50.00%	211
My child received less related services than those described on the IEP	31.75%	134
Total Respondents: 422		

Q6: Please describe your child's general education services during distance learning. You can select more than one response.

Answered: 420 Skipped: 18



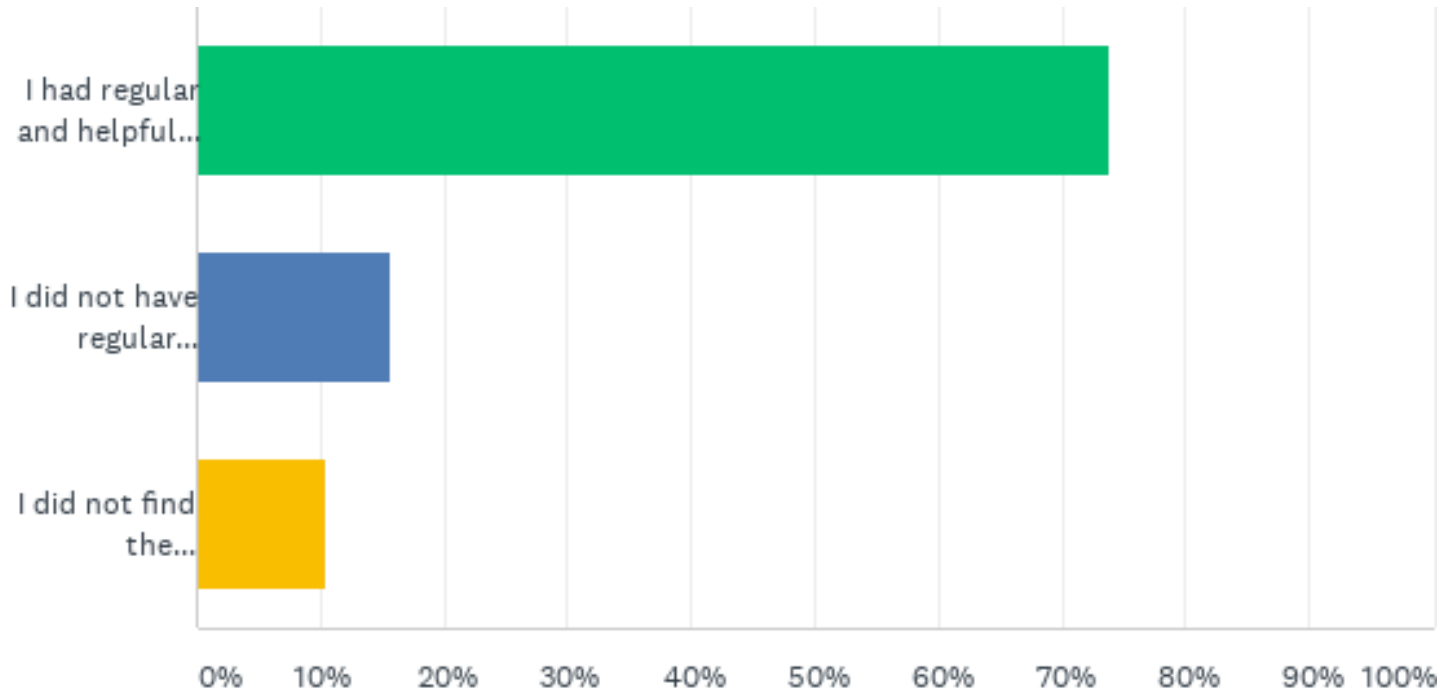
Q6: Please describe your child's general education services during distance learning. You can select more than one response.

Answered: 420 Skipped: 18

ANSWER CHOICES	RESPONSES	
My child participated in and benefitted from their general education classes	43.81%	184
My child participated in and but did not benefit from their general education classes	27.14%	114
My child did not participate in any (or very limited) general education classes	18.10%	76
The general education teacher provided my child with the required accommodations and modifications	30.24%	127
The general education teacher did not provide my child with the required accommodations and modifications	20.24%	85
The preschool teacher provided the general preschool curriculum as well as special education	5.24%	22
Total Respondents: 420		

Q7: Communication during special education distance learning

Answered: 427 Skipped: 11



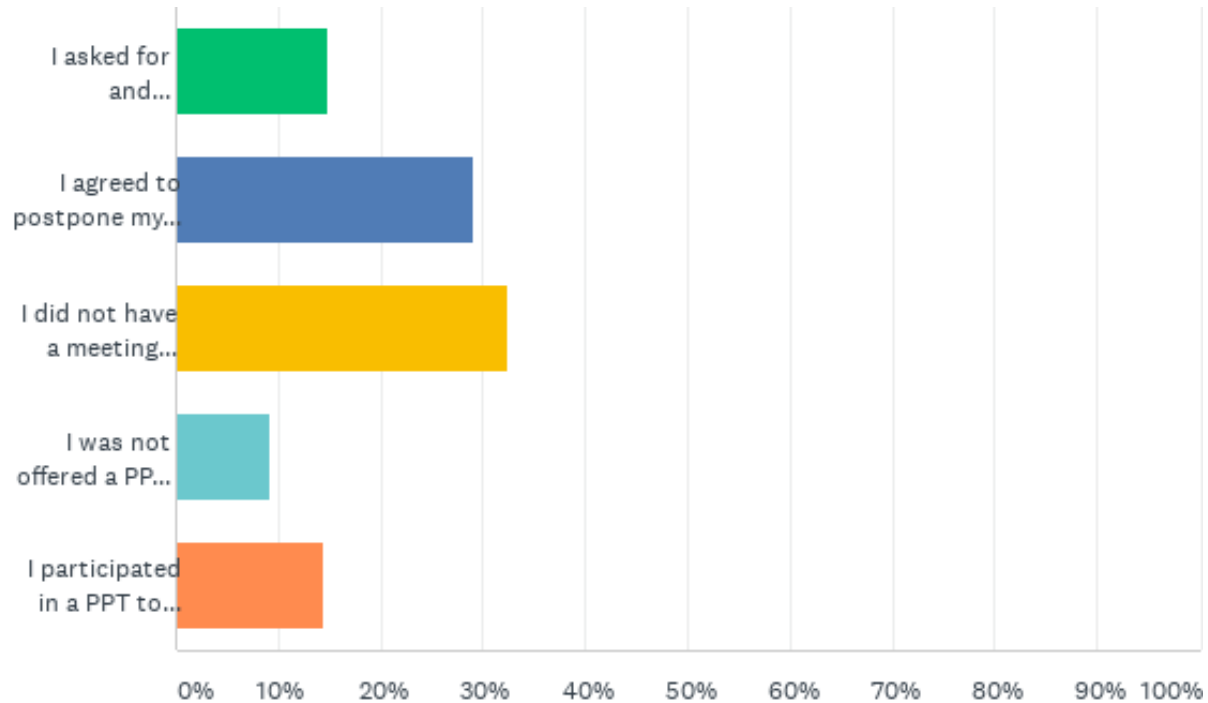
Q7: Communication during special education distance learning

Answered: 427 Skipped: 11

ANSWER CHOICES	RESPONSES	
I had regular and helpful communication from members of my child's team	73.77%	315
I did not have regular communication from members of my child's team	15.69%	67
I did not find the communication from members of my child's team to be helpful	10.54%	45
TOTAL		427

Q8: PPT meetings

Answered: 420 Skipped: 18



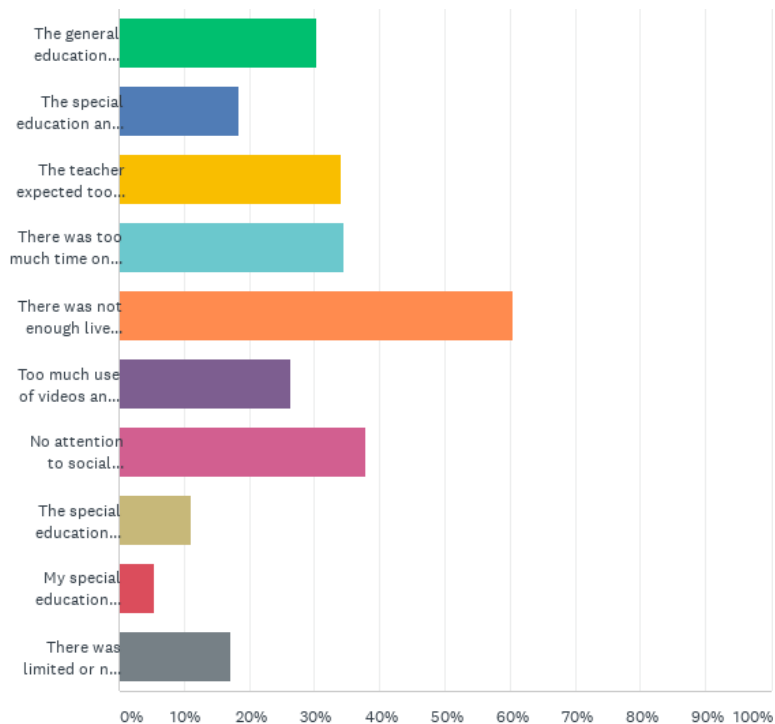
Q8: PPT meetings

Answered: 420 Skipped: 18

ANSWER CHOICES	RESPONSES	
I asked for and participated in a PPT during distance learning	14.76%	62
I agreed to postpone my child's Annual Review during distance learning	29.05%	122
I did not have a meeting scheduled during distance learning	32.38%	136
I was not offered a PPT during the spring distance learning period	9.29%	39
I participated in a PPT to 'bridge' my child to the next level (for example, elementary to middle school)	14.52%	61
TOTAL		420

What about the current program was most difficult for you and your child? You can select more than one response.

Answered: 386 Skipped: 52



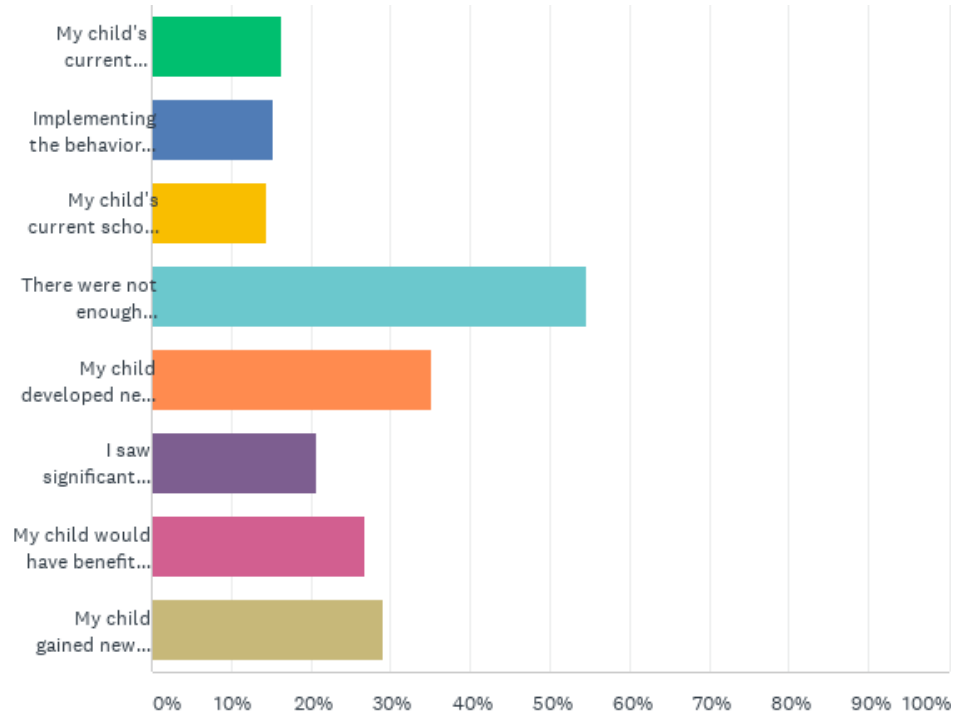
What, if any, the current program was different about during distance learning made it difficult for you and your child? You can select more than one response.

Answered: 386 Skipped: 52

ANSWER CHOICES	RESPONSES	
The general education instruction was not differentiated for my child	30.31%	117
The special education and related services were not designed for the unique needs of my child.	18.39%	71
The teacher expected too much independent work from my child.	34.20%	132
There was too much time on the computer/not enough 'hands on' activities	34.46%	133
There was not enough live streaming	60.36%	233
Too much use of videos and apps	26.42%	102
No attention to social activities/connecting students and families	37.82%	146
The special education assignments did not correlate to the general education assignments	11.14%	43
My special education teacher/related service provider was not comfortable using an online platform	5.44%	21
There was limited or no access to the paraprofessional	17.10%	66
Total Respondents: 386		

Q10: Behavior and Social Skills. You can select more than one response.

Answered: 372 Skipped: 66



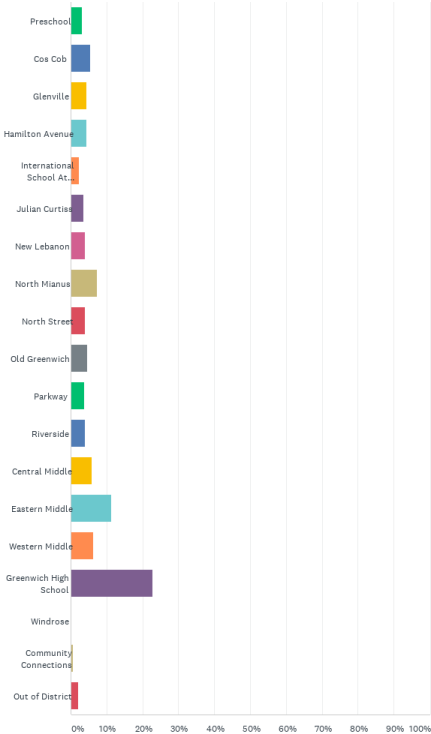
Q10: Behavior and Social Skills. You can select more than one response.

Answered: 372 Skipped: 66

ANSWER CHOICES	RESPONSES	
My child's current behavior plan was not helpful in the home environment	16.40%	61
Implementing the behavior plan was not possible in the home	15.32%	57
My child's current school behavior plan was not adjusted for the home environment	14.52%	54
There were not enough opportunities for socialization or connecting with other students	54.57%	203
My child developed new, challenging behaviors while in distance learning	35.22%	131
I saw significant negative changes in my child's behaviors outside of the distance learning activities	20.70%	77
My child would have benefited from additional behavior support	26.88%	100
My child gained new positive behaviors during distance learning	29.03%	108
Total Respondents: 372		

Q11: My child's school

Answered: 426 Skipped: 12



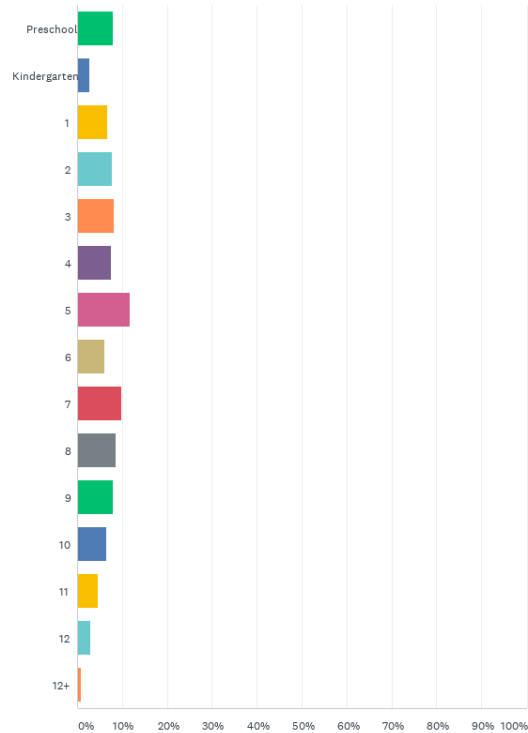
Q11: My child's school

Answered: 426 Skipped: 12

ANSWER CHOICES	RESPONSES	
Preschool	3.05%	13
Cos Cob	5.40%	23
Glenville	4.46%	19
Hamilton Avenue	4.46%	19
International School At Dundee	2.35%	10
Julian Curtiss	3.52%	15
New Lebanon	3.99%	17
North Mianus	7.28%	31
North Street	3.99%	17
Old Greenwich	4.69%	20
Parkway	3.76%	16
Riverside	3.99%	17
Central Middle	5.87%	25
Eastern Middle	11.27%	48
Western Middle	6.34%	27
Greenwich High School	22.77%	97
Windrose	0.00%	0
Community Connections	0.70%	3
Out of District	2.11%	9
TOTAL		426

Q12: Grade my child was in last school year 2019-2020

Answered: 429 Skipped: 9



Q12: Grade my child was in last school year 2019-2020

Answered: 429 Skipped: 9

ANSWER CHOICES	RESPONSES	
Preschool	7.93%	34
Kindergarten	2.80%	12
1	6.76%	29
2	7.69%	33
3	8.16%	35
4	7.46%	32
5	11.66%	50
6	6.06%	26
7	9.79%	42
8	8.62%	37
9	7.93%	34
10	6.53%	28
11	4.66%	20
12	3.03%	13
12+	0.93%	4
TOTAL		429