

Welcome, Collins Families!


What will virtual learning look like in Franklin Pierce Schools this fall?

Dr. Barbara Mondloch, principal

bmondloch@fpschools.org

Mrs. Adrienne Brugman, assistant principal

abrugman@fpschools.org



We will begin our presentation at 9am. If you have any questions please type them in the chat box.



COVID Safety Procedures

1

Most staff will be working at the schoolhouse while socially distancing

2

Teachers will be teaching daily lessons (mostly) from their classroom

3

School offices will be open for phone calls and meeting by appointment only, if needed

Daily Instructional Expectations

Teacher office hours:

Daily 8-8:20; 3:10-3:30

ELA- 60 minutes per day

Math- 60 minutes per day

Science/ Social Studies & Skills- - 30 minutes per day

+ teacher-guided
independent work



Distance Learning Schedule

- **Core Instruction** - Classrooms split in two groups AM & PM for core instruction
 - Teacher Led = on screen instruction and work time live with teacher and students present
 - Teacher Directed = teacher planned independent work time for students
- **Intervention/Support** - SpEd/LAP/ELL work with small groups during non-core instruction time
- **Specialists** – Art, Spanish and Lib/Technology and an extension of one of those for 25 minutes, M, T, TH, F (Side note: music will be back next year)

	Cohort A Student Day		Cohort B Student Day	
	M,T,Th,Fr	Wed	M,T,Th,Fr	Wed
8:30-11:00	Teacher Led Core Instruction with Cohort A	Teacher Led Core Instruction with Cohorts A & B	Teacher Directed Independent Work and Teacher Led Tier 2/3 Interventions (SpEd/LAP/ELL)	Teacher Led Core Instruction with Cohorts A & B
11:00 – 12:30	Lunch/YMCA movement video...	Lunch/YMCA movement video...	Lunch/YMCA movement video...	Lunch/YMCA movement video...
12:30 – 3:30	Teacher Directed Independent Work and Teacher Led Tier 2/3 Interventions (SpEd/LAP/ELL)	Teacher Directed Independent Work	Teacher Led Core Instruction with Cohort B	Teacher Directed Independent Work

Cohort B Specialists Schedule	Monday				Tuesday				Thursday				Friday			
	Lib	Span	Art	ES	Lib	Span	Art	ES	Lib	Span	Art	ES	Lib	Span	Art	ES
8:30-8:55	5D	5R	5S	KL	KL	5D	5R	5S	5S	KL	5D	5R	5R	5S	KL	5D
9:00-9:25	4De	4Du	4Da	KK	KK	4De	4Du	4Da	4Da	KK	4De	4Du	4Du	4Da	KK	4De
9:30-9:55	3F	3Ba	3Bu	KM	KM	3F	3Ba	3Bu	3Bu	KM	3F	3Ba	3Ba	3Bu	KM	3F
10:00-10:25	2A	2B	2G	KN	KN	2A	2B	2G	2G	KN	2A	2B	2B	2G	KN	2A
10:30-10:55	1P	1S	1O	1T	1T	1P	1S	1O	1O	1T	1P	1S	1S	1O	1T	1P

Classes to be divided: Poole, Yevchev, Cathcart

Cohort B –Specialists Schedule
Specialists Classes are in the AM

Cohort A Specialists Schedule	Monday				Tuesday				Thursday				Friday			
	Lib	Span	Art	ES	Lib	Span	Art	ES	Lib	Span	Art	ES	Lib	Span	Art	ES
12:30-12:55	5D	5R	5S	KL	KL	5D	5R	5S	5S	KL	5D	5R	5R	5S	KL	5D
1:00-1:25	4De	4Du	4Da	KK	KK	4De	4Du	4Da	4Da	KK	4De	4Du	4Du	4Da	KK	4De
1:30-1:55	3F	3Ba	3Bu	KM	KM	3F	3Ba	3Bu	3Bu	KM	3F	3Ba	3Ba	3Bu	KM	3F
2:00-2:25	2A	2B	2G	KN	KN	2A	2B	2G	2G	KN	2A	2B	2B	2G	KN	2A
2:25-2:55	1P	1S	1O	1T	1T	1P	1S	1O	1O	1T	1P	1S	1S	1O	1T	1P

Classes to be divided: Poole, Yevchev, Cathcart

Cohort A – Specialists Schedule
Specialists classes are in the PM

Students with special needs

- Students with IEPs will continue to receive Specially Designed Instruction virtually
- In-person instruction will resume for *some* students identified with special needs who cannot profit from virtual instruction around the end of September
- Special educators will take the first couple of weeks of school to evaluate the need for in-person instruction with a rubric
- During week 3, transportation and logistic will be determined
- Hopefully, during week 4 some students will be able to attend using social distancing and other safety protocols



Virtual Learning Tips for Students



- Dress in school-appropriate clothes
- Eat before joining class online
- Log in 5 minutes early in case there are technical problems
- Be organized and prepared with materials, supplies, water bottle
- Use the restroom before you join class
- Find a good place to sit where you can be comfortable—a chair is recommended to stay upright and focused
- Create a quiet space with fewer distractions (ex. no toys within reach)
- Look behind you—make sure your background is appropriate 😊
- If possible, keep pets in another room

More Virtual Learning Tips for Students and Parents



- Follow the teacher's CHAMPs expectations, for example, when you have something to say, make sure you raise your hand and wait for your turn. The teacher will teach you how!
- When the teacher calls on you, be sure the microphone is turned on so your teacher and classmates can hear.
- Parents, please try to avoid disruptions during 'live' online learning such as:
 - Answering a personal phone call and talking loudly in the background;
 - Playing music loudly, or having the T.V. on in the background;
 - Answering a teacher's question for the student during instruction.
- Recorded sessions: Our teachers will be recording either cohort A or cohort B sessions for an extra resource for students. These recorded sessions are for instructional purposes only and may not be used in any way for social media posts, including but not limited to TikTok, Instagram, Facebook, etc.

Family Communication

- Office staff available from 8:15-3:45 daily by phone and email
- Regular communication will come from teachers and administration via email
- Teachers will have office hours daily
- Parents can email teachers or call the main office to leave a phone message for teachers as well
- Parent meetings can be set by appointment and will be held by phone or video conference for now
- Voice messages from Collins/FPS
- Our school's Facebook page (Collins Coyotes)



First Week of School

Grades 1-5

Tuesday- Friday, 8:30-11:00

- “Live” online learning, whole class

Tuesday-Friday afternoons

- Parent conferences at the new Collins following safety protocols or remotely, if requested

Kindergarten

Tuesday-Thursday, conferences (all day)

One-on-one WA Kids conferences, (55 min./student, 5 min. cleaning and transition)

Friday 8:30-11:00

- “Live” online learning-Cohort A


Friday 12:30-3:00

- “Live” online learning-Cohort B

Conferences for K-5

** The conference
sign up link is on our
school website!*

Collins.fpschools.org


- Introductions and getting acquainted
 - Review students daily schedule
 - Online learning expectations
 - Practice DORA and Canvas Login—**Bring the student's district laptop, please!**
 - Oral reading assessment (kinder—early literacy assessment)
 - Distribute learning materials and school supplies
 - Find out parent communication preferences
 - Answer questions
- 

Safety procedures during conferences

- Maximum 5 people: Teacher, student, sometimes another staff member (for students with IEPs, interpreter, English Learners), 1-2 family members(parents/guardians or sibling)
- Guests will complete a health attestation
- Everyone in the building must wear a mask that covers the nose and the mouth at all times
- Social-distancing guidelines will be followed
- Teachers will clean between conferences

Technology

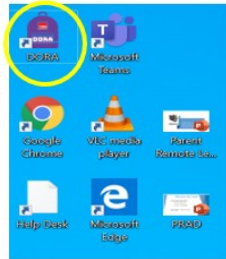
- All students are expected to use a district issued laptop
- ***Laptop pickup will be at the school on Tuesday, 9/1 and Wednesday, 9/2 between 1:00-5:00 pm***
- If you need a hotspot for internet, please contact our counselor, Ms. Bobbi at bnorthcott@fpschools.org
- Families will not be expected to pay for laptop insurance this year
- Students will be taught how to care safely for laptop- (charge and store in safe place each night, keep laptop off the floor, no food or drinks near computer, do not leave in car, etc.)



Parent Guide to Canvas

How students login to distance learning with their teacher and a preview of what Canvas and student work look like.

1. Log in to your child's computer. Their username is their 6-digit student ID number and password is their birthday (mm/dd/yyyy).



2. This is what your child's laptop home screen will look like. Double click on the "Dora" app to log into all school apps including connecting to the "live teacher" for instruction.

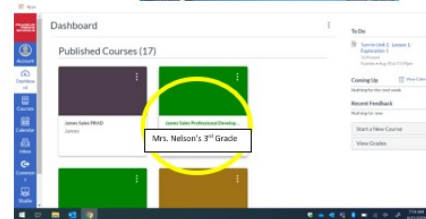


3. Click Login. You should not need to enter a username or password.

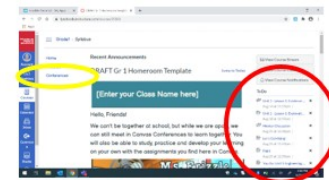
4. Click on the Canvas App to access your teacher's learning page. This is where students can complete work and connect to the teacher's live conference for instruction.



5. Once in Canvas, students will see a screen like this. Click on your teacher's tile.



6. On your teacher's page, you will see a To Do List so you know what work needs to be completed that day (Red Circle), and you will have a conference button (Yellow Circle) to click to log in to your daily instruction with your class.



7. Scroll down on your teacher's page and you will find "buttons." The top row buttons take you directly to the curriculum site and the bottom buttons will take you to work assigned in Canvas. Work will be assigned in both top and bottom buttons.



8. Finally, further down on your teacher's page, you will find additional "buttons." These will take you directly to information from other groups such as Library, Spanish, Art, Resource Room, ELL, etc.



District Provided Supplies

All Students	K	1	2	3	4	5
1 Quart Size Ziplock bag to hold small supplies	X	X	X	X	X	X
Whiteboard Marker	X	X	X	X	X	X
Sock to hold marker and use as eraser	X	X	X	X	X	X
4 pencils	X	X	X	X	X	X
Box crayons/colored pencil	X	X	X	X	X	X
Pink eraser	X	X	X	X	X	X
Glue stick	X	X	X	X	X	X
Small whiteboard	X	X	X	X	X	X
2 Composition Notebooks			X	X	X	X
Sticky note pad				X	X	X
Pen				X	X	X
Highlighter				X	X	X
Dry Erase Pocket Sleeves	X	X				

Questions?

Thank you for
coming!

We appreciate you!

We are here to
help!