

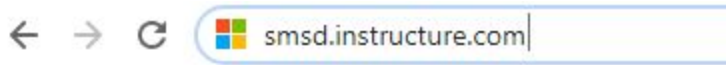


CANVAS FOR STUDENTS

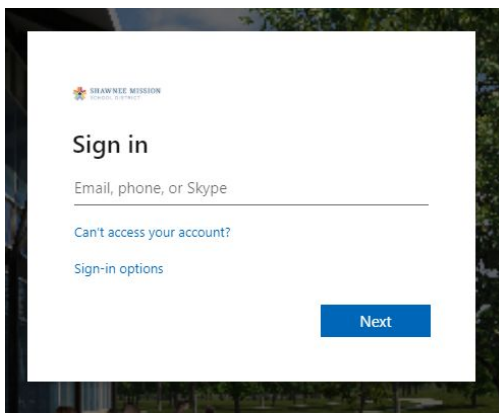


How do I log in to Canvas as a student?

Step 1: Direct your browser to the login website for SMSD, <https://smsd.instructure.com/>

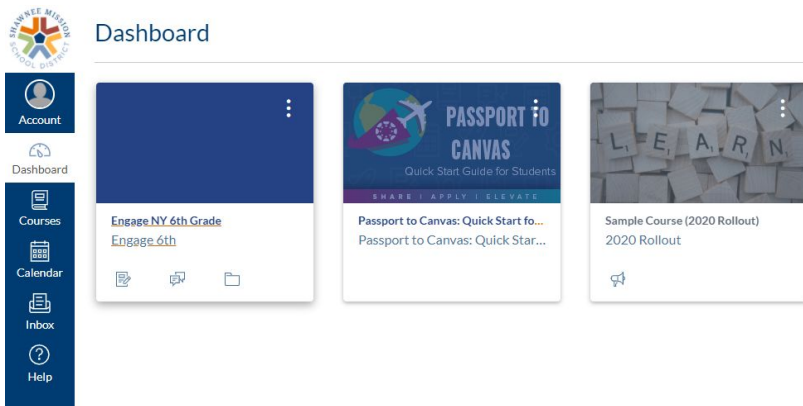


Step 2: Log into your Account using your Active Directory/Microsoft login credentials. (Not your Google credentials)



Example: 3179999@smsd.org
SMSD Password

Step 3: Locate your courses and navigate the “Dashboard” (Your course tiles will appear on or after the first day of school.)



Important Steps to Learn about Canvas

Take some time to navigate through your dashboard. Set up a user profile with a picture and update your contact preferences.