



Toolkit-ka Kheyraadka Qoyska

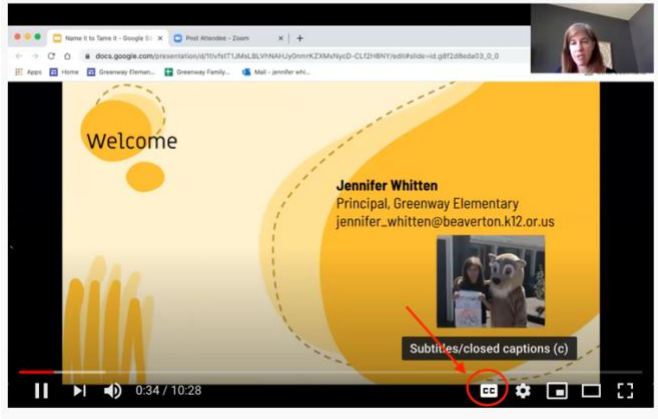
Tarjumida Qoraalada Fiidiyooowga ee YouTube-ka

YouTube-ka wuxuu u turjumi doonaa qoraalada muuqaalka ah luqada aad dooratay. Raac talaabooyinka hoose si aad u sameysyo isbadalkaan.

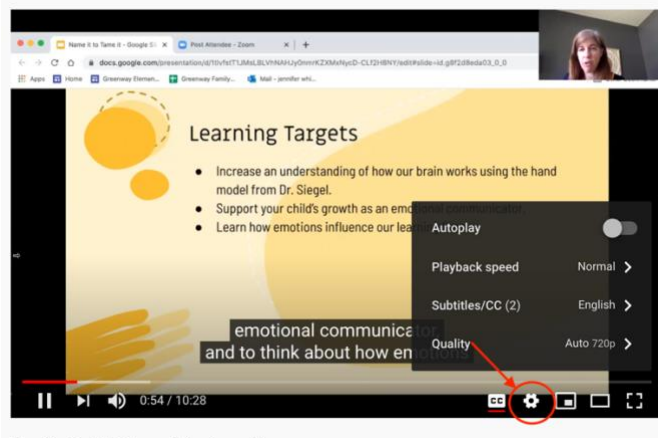
Talaabta 1: Riix <https://www.youtube.com/BeavertonSchools>

Talaabta 2: Riix fiidiyowga aad rabto inaad daawato oo jooji.

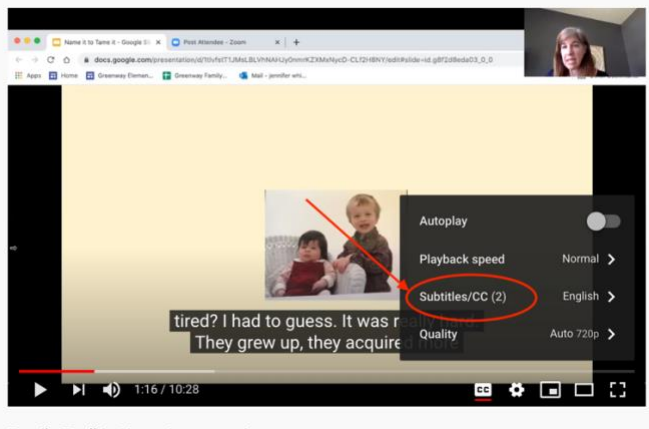
Talaabta 3: Riix meesha calaamada “CC/Closed Caption” si aad u daarto qoraalada.



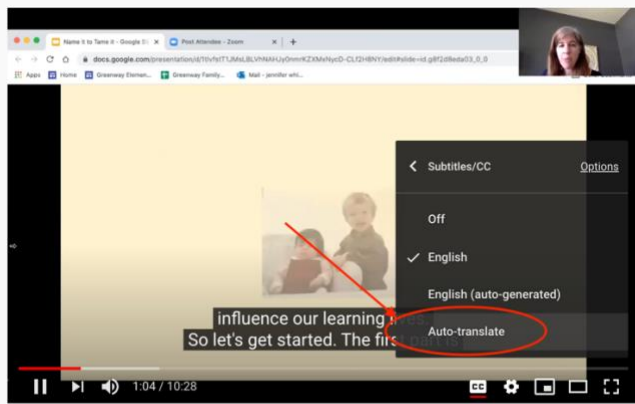
Talaabta 4: Riix Meesha calaamada wareega ah ee midigta calaamada “CC/Closed Caption”.



Talaabta 5: Riix meesha “Subtitles/CC.”

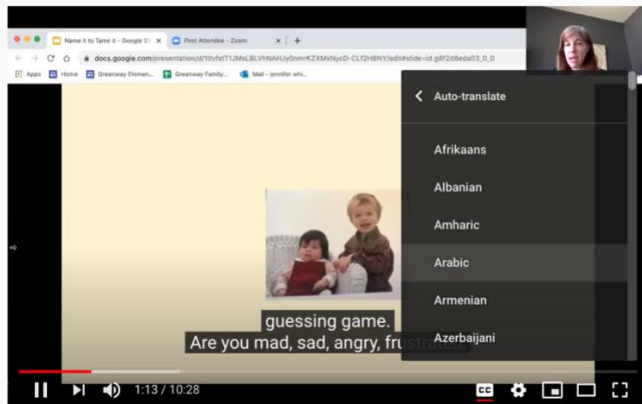


Talaabta 6: Riix meesha “Auto-Translate.”



Family Toolkit: Name it to tame it

Talaabta 7: Dooro laqadaada.



Family Toolkit: Name it to tame it

Talaabta 8: Ku daawo fiidiyowgaaga qoraalada luqada aad dooratay ee taada ah.