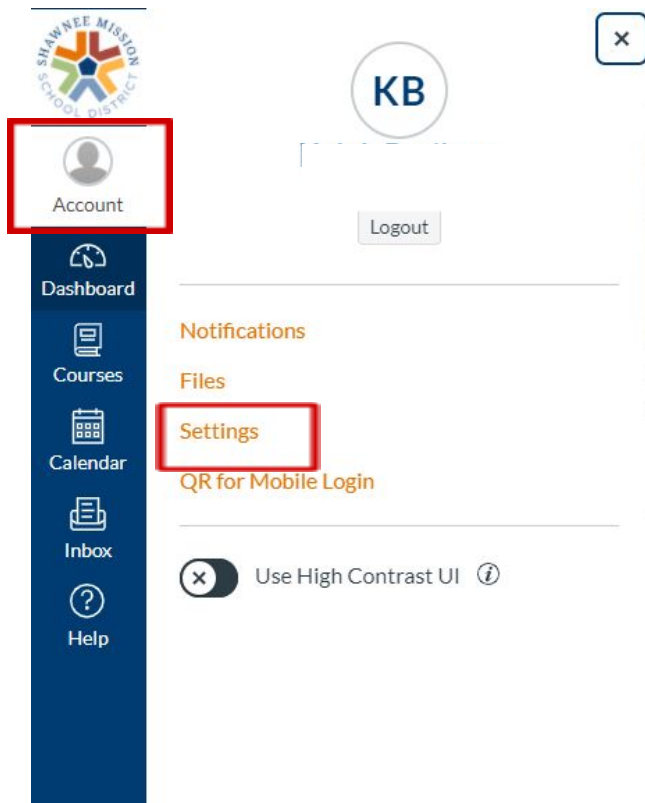


How do I generate a Pair Code for an Observer? (Parent/Guardian)

As a student, you will be asked to generate a pairing code to link an observer (your parent/guardian) to your Canvas account. You must create a separate pairing code for each observer who wants to link to your account.

You will want to sit side-by-side with your parent/guardian to create this code and link to their Canvas account. It is a great opportunity to show them the platform from the student side and what you will be doing in your courses.



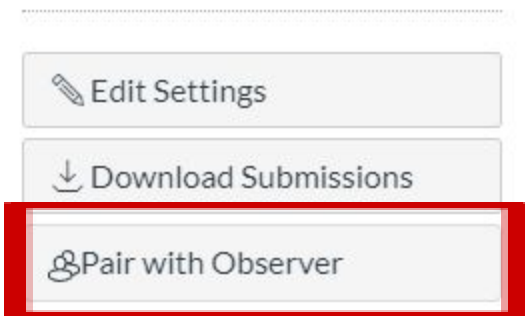
Open Settings

In Global Navigation, click on the **Account** link, then click the **Settings** link.

Pair with Observer

Click the **Pair with Observer** button.

(Note: If the Pair with Observer button doesn't display in your User Settings, please contact your teacher for help.)

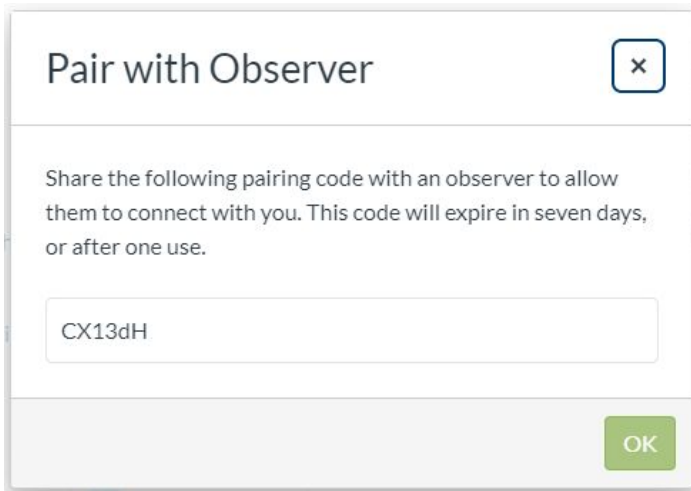


Copy Pairing Code

Copy the six-digit alphanumeric pairing code. You will need to share the code with the observer who will link to your account. The pairing code will expire after seven days or its first use.

To close the window, click the **OK** button.

(Note: Pairing codes are case sensitive)





CANVAS FOR STUDENTS



For more information from Canvas Community Help Guide on creating pairing codes click here:
<https://community.canvaslms.com/t5/Student-Guide/How-do-I-generate-a-pairing-code-for-an-observer-as-a-student/ta-p/418>