


Monday, September 14, 2020




Directions:

1. My First Day of Kindergarten
 - Draw a picture of yourself and where you are learning.
2. Kindergarten Badge
 - Color and cut out your badge.
3. Hand Washing Book
 - Read and color the book.

My First Day of Kindergarten

MY SELF PORTRAIT




HOW I WRITE MY NAME

A rectangular box with a dashed line in the middle, intended for writing the child's name.

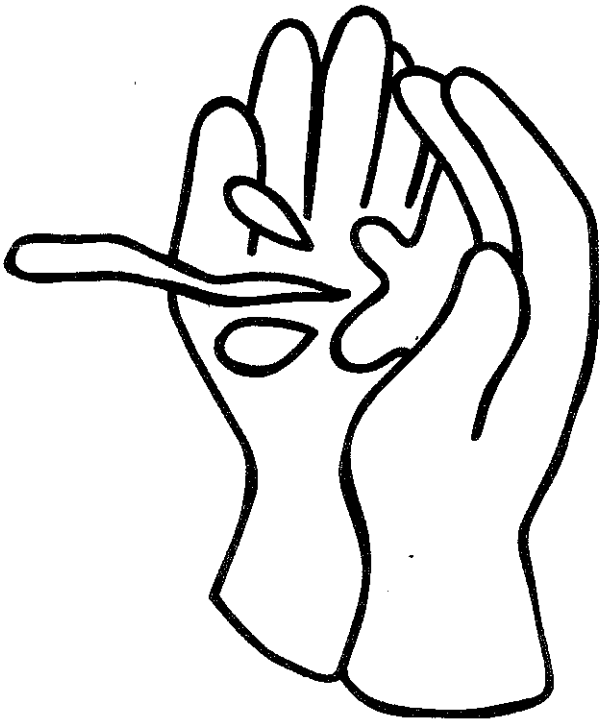
Cut and color your
Kindergarten badge!



HAND WASHING




name _____




Get your hands


wet.




**Put soap on your
hands.**




**Scrub your
hands on the
front and back.**



**Scrub your
fingers.**

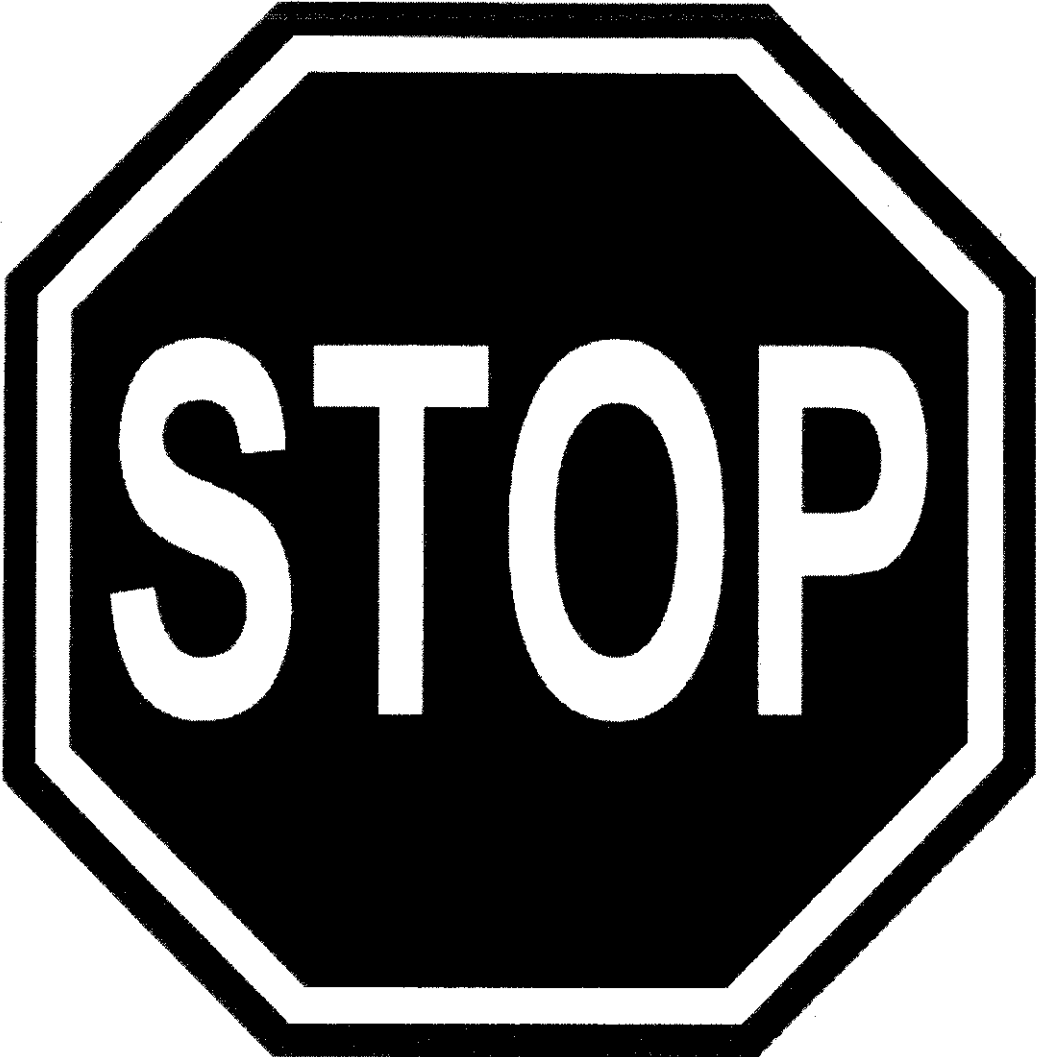


**Rinse your hands
with water
again.**




Dry your hands.

Great job! You finished today's work!



Tuesday, September 15, 2020



Directions:

1. Tools and Toys

- Read the book about tools and toys.

2. Tools or Toy Sort

- Cut and glue the pictures to show if they are a tool or toy.



3. Colorful Kites/ Blowing Bubbles

- Trace each dotted line.


TOOLS

AND


TOYS



by _____




I play with toys.




A doll is a toy.

2




A top is a toy.

3



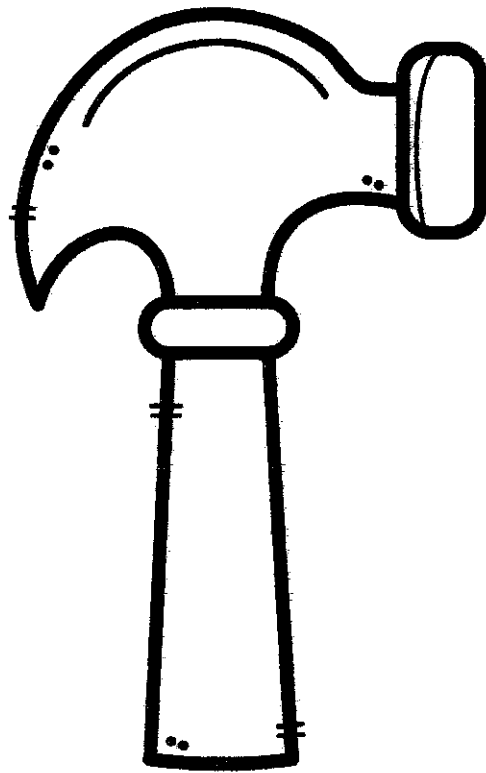
A ball is a toy.

4




I use a tool to work.

5




A hammer is a tool.

6



A brush is a tool.

7



Scissors are a tool.

8

THE END

9



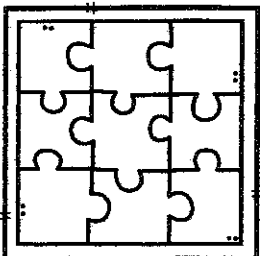
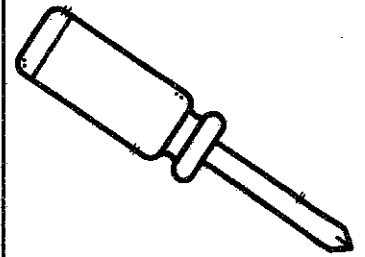
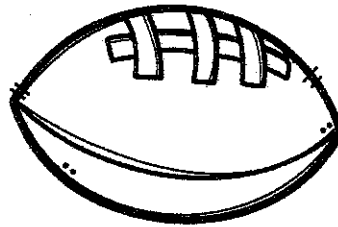


Name _____

tools or TOYS

Cut out each picture below. Decide if it is a tool or a toy.
Glue it into the correct column.

tools

toys




Name _____



Backward circles

Blowing Bubbles

Trace each circle. Start at the ●. Follow the →.




Name _____



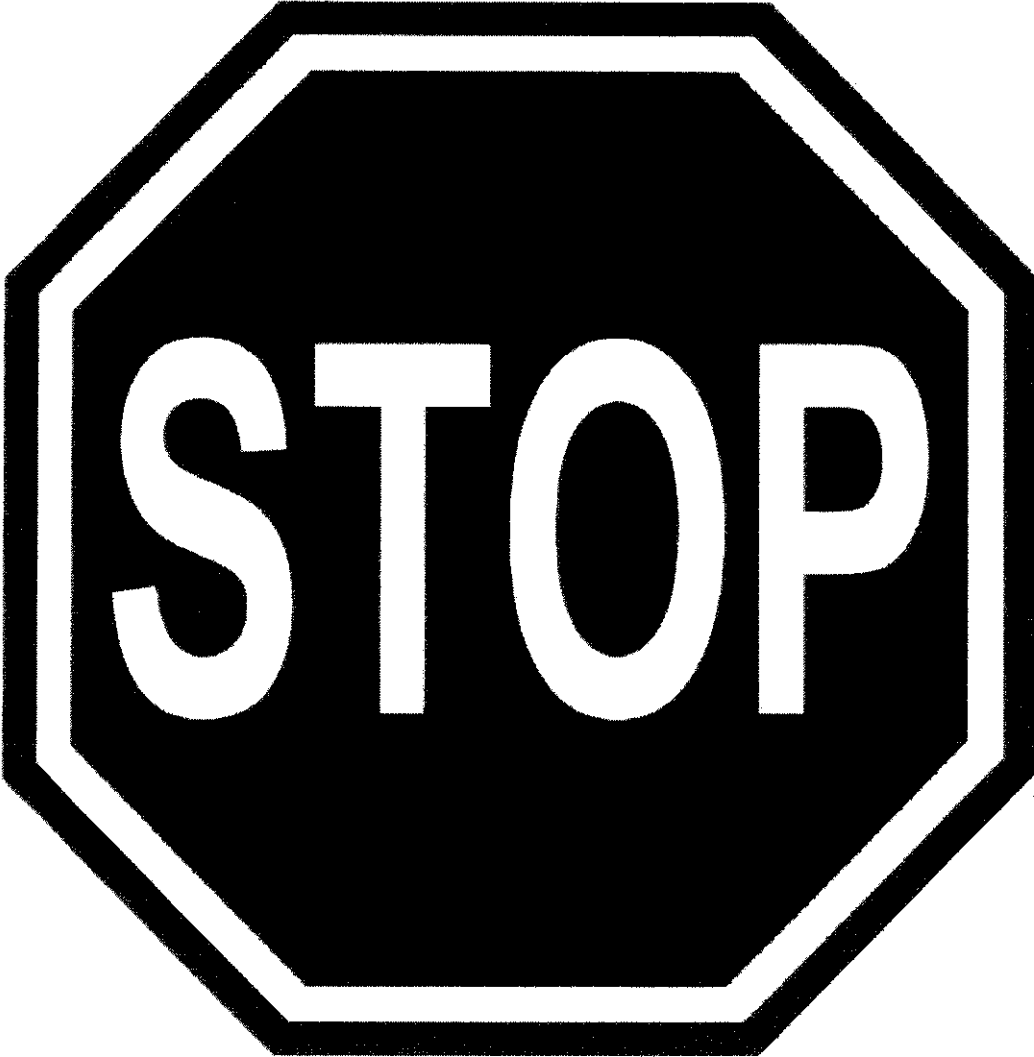
Slanted lines

Colorful Kites


Trace each line from bottom to top.



Great job! You finished today's work!



Wednesday, September 16, 2020



Directions:

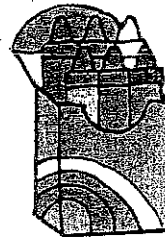

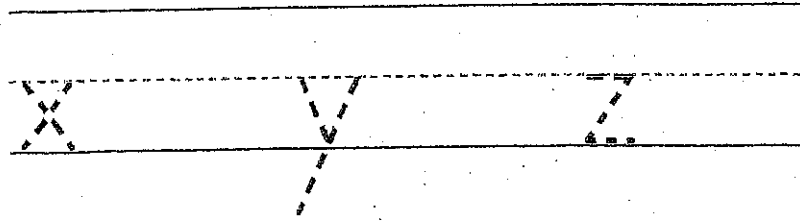
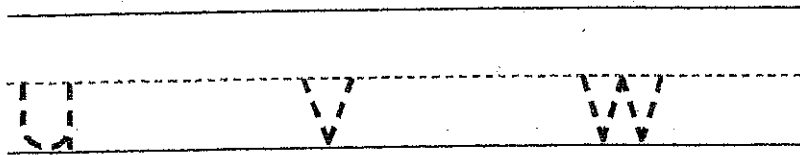

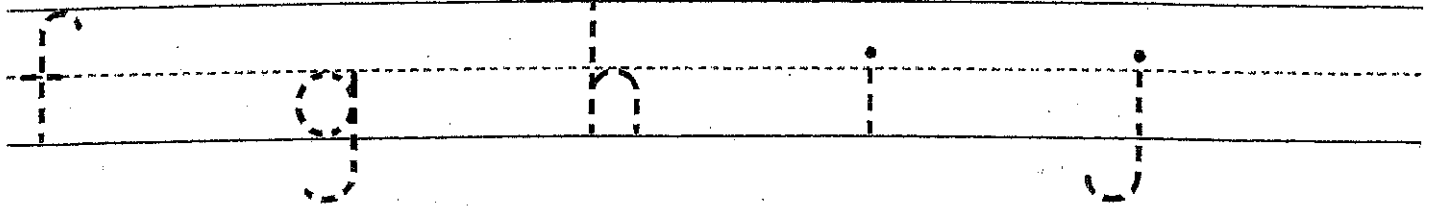
1. I can Write the ABC's
 - Using your pencil, trace the letters of the alphabet.


2. Crayon Number Page
 - Color the crayon.
 - Cut apart the numbers by cutting on the vertical black lines.
 - Mix up the numbers and put them back together, just like a puzzle!

I Can Write the ABC's

Skill: Writing

Trace the letters.





1

2

3

4

5

6


7

8

9

10

Great job! You finished today's work!



Thursday, September 17, 2020



Directions:

1. Spin- An- Exercise



- First, use a paperclip/pencil to spin the exercise spinner.
- Then spin the 1-10 spinner to tell how many times to do that exercise.
- Repeat for more exercising fun!

2. Alphabet Matching

- Draw a line from the capital letter to the matching lowercase letter.

SPIN-A-N-EXERCISE

First, spin the exercise spinner. Then, spin the 1-10 spinner to tell how many times to do that exercise. Repeat for more exercising fun!



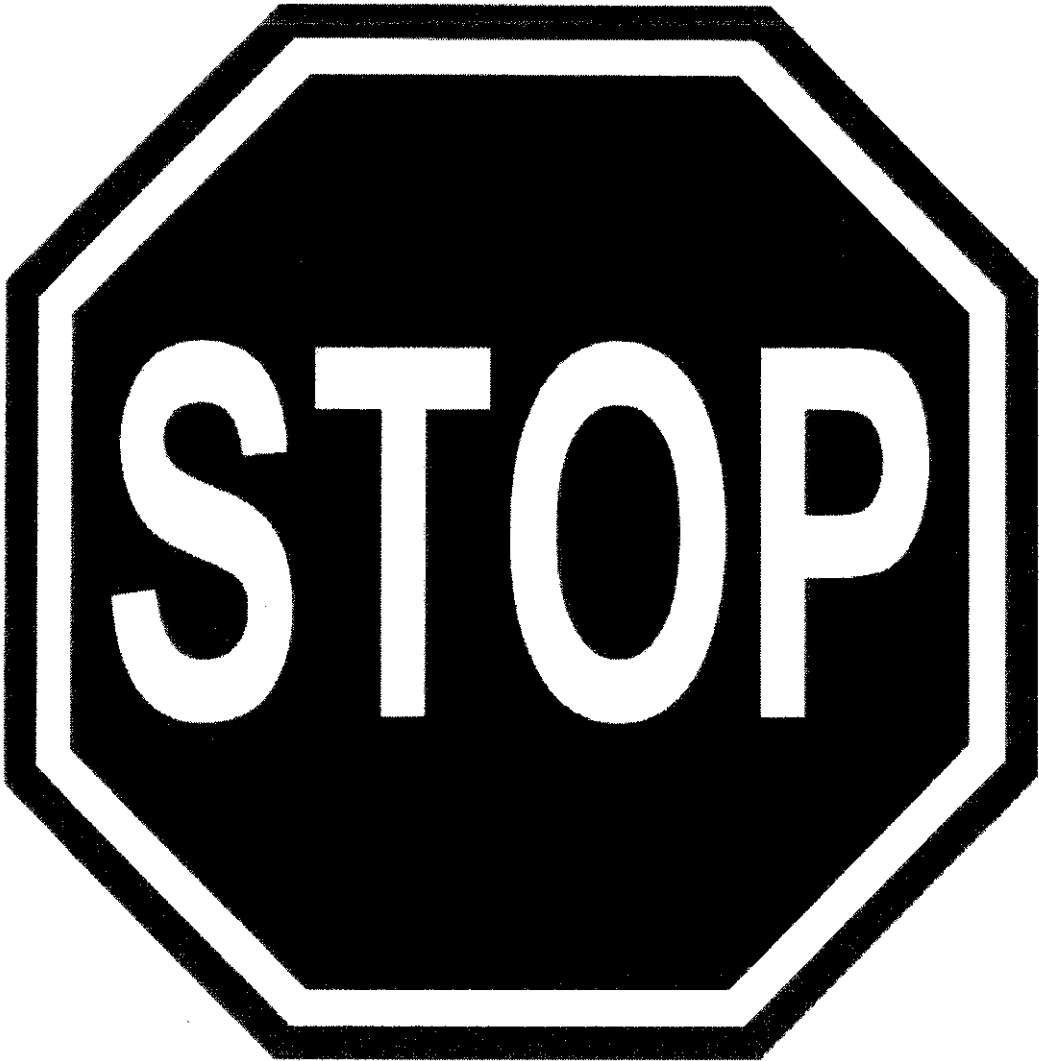
Name _____




Draw a line from the capital letter to the matching lower case letter.

A	b	N	o
B	a	O	p
C	d	P	n
D	c	Q	r
E	e	R	s
F	f	S	q
G	g	T	t
H	j	U	v
I	i	V	x
J	h	W	u
K	m	X	w
L	l	Y	z
M	k	Z	y

Great job! You finished today's work!



Friday, September 18, 2020




Directions:

1. Alphabet Spinner

- **You will need:** a paper clip, & pencil
- **Directions:**
 1. Place the paper clip in the center of the spinner.
 2. Put the pencil tip on the dot in the center.
 3. Hold your pencil from the top and spin the paper clip around the spinner.
 4. Find the letter that the paper clip landed on and color it on the recording sheet.

2. Traceable Number Worksheet

- Use your pencil to trace the numbers 1-5.
- In the last box for each number, try writing the number on your own!



Aa

Bb

Cc

Dd

Ee

Ff

Gg

Hh

Ii

Jj

Kk

Ll

Mm

Nn

Oo

Pp

Qq

Rr

Ss

Tt

Uu

Vv

Ww

Xx

Yy

Zz


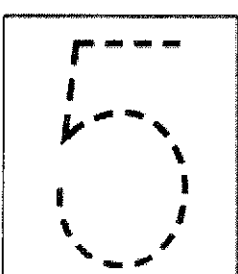
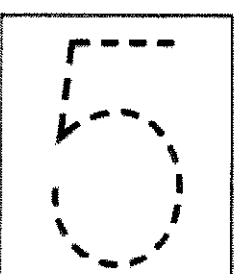
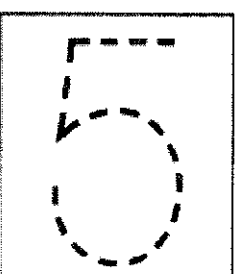


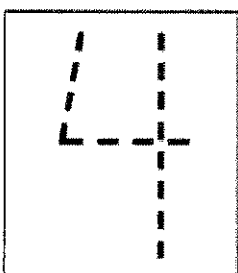
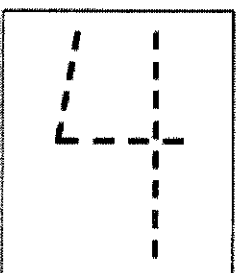
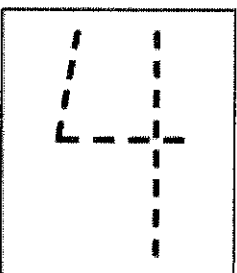


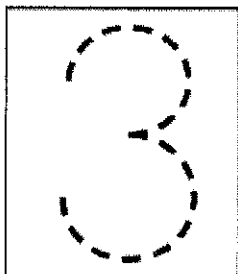
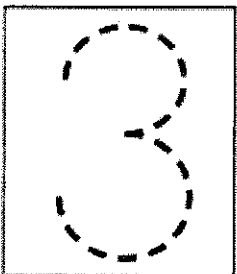
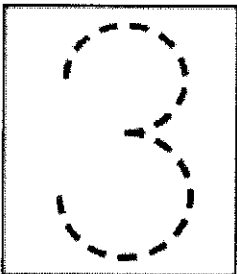











KindergartenWorksheets.net



Traceable Numbers Worksheet



Name _____



www.kindergartenworksheets.net

Great job! You finished today's work!

