


Tuesday, September 8, 2020

Welcome to
Kindergarten!

Directions:

1. Color the school paper.
2. Complete the book about your first day of Kindergarten.



Name _____

My First Day of Kindergarten



BY: _____

Here is a picture of me on
my first day of Kindergarten:




I am _____ years old.

This is how I write my name:


How I felt on my first day of Kindergarten:

Color the picture to show how you felt:


excited



HAPPY



SAD



NERVOUS





My teacher's name is:

I can trace my ABC's

Aa Bb Cc Dd

Ee Ff Gg Hh

Ii Jj Kk Ll

Mm Nn Oo Pp

Qq Rr Ss Tt


Uu Vv Ww Xx

Yy Zz

Kindergarten is
going to be a
BLAST!



Great job! You finished today's work!

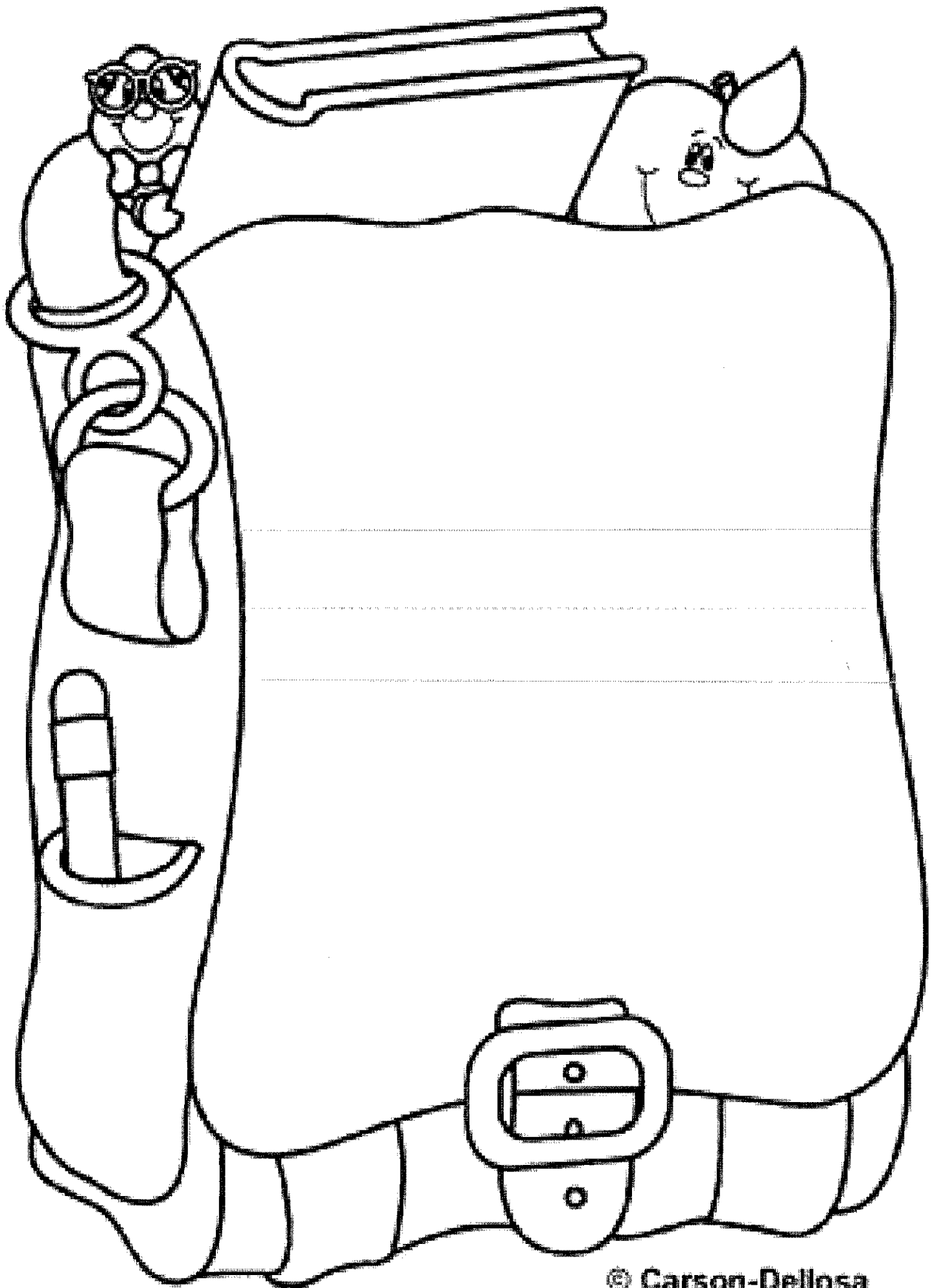


Wednesday, September 9, 2020



Directions:

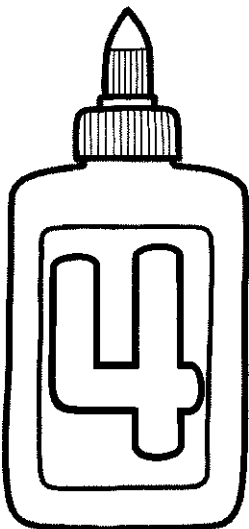
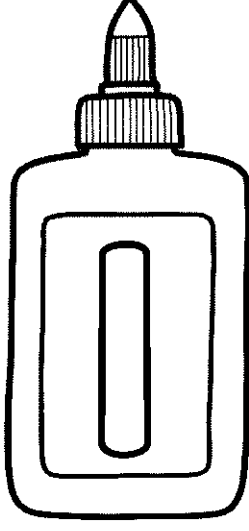
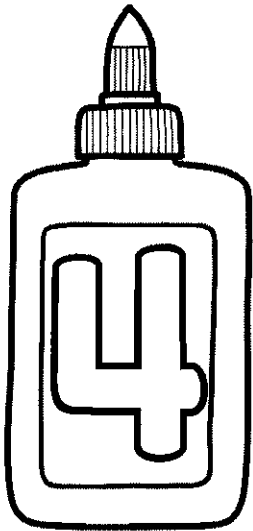
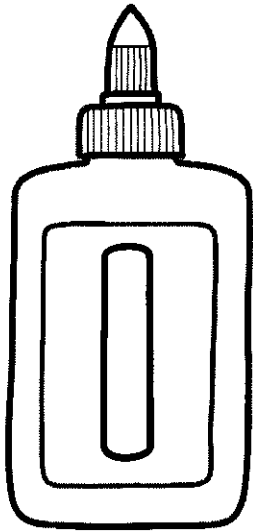
1. Write your first name on the middle of the backpack.
Remember when you write your name in Kindergarten we use a capital first letter and lowercase letters for the rest. (For example: Crissi)
2. Color and cut out the backpack paper.
3. Play the number spinner game
 - **You will need:** a paper clip, & pencil
 - **Directions:**
 1. Place the paper clip in the center of the spinner.
 2. Put the pencil tip on the dot in the center.
 3. Hold your pencil from the top and spin the paper clip around the spinner.
 4. Find the number the paper clip landed on and color it on the recording sheet.




Spin. Count. Color.

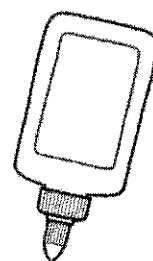
Name: _____

Spinning Numbers







Spinning Numbers



Great job! You finished today's work!



Thursday, September 10, 2020



Directions:

1. Complete What's in a Name?

- At the top, write your name on the lines. Remember when you write your name in Kindergarten we use a capital first letter and lowercase letters for the rest.
(For example: Crissi)
- In the box, write the letter your name begins with.
- Count the number of letters in your name.
- Write the number on the line.
- Circle the number in the box to show how many letters are in your name.

2. Letter Pencil Match

- Cut the letter cards apart.
- Match the uppercase and lowercase letters. (You can make this into a fun game by playing Memory Match or Go Fish!)



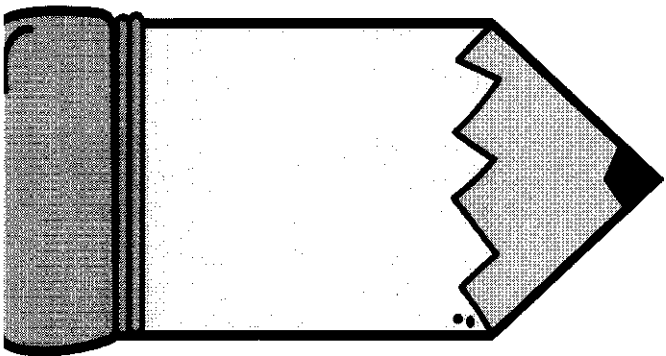




What's in a Name??

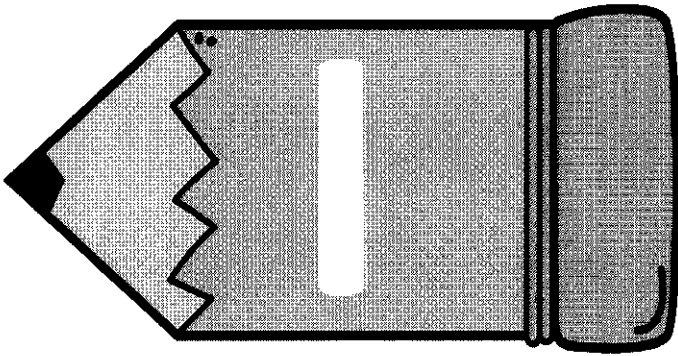







My name is









It starts with the letter:









It has ____ letters in it.









1	2	3	4	5
6	7	8	9	10























Great job! You finished today's work!




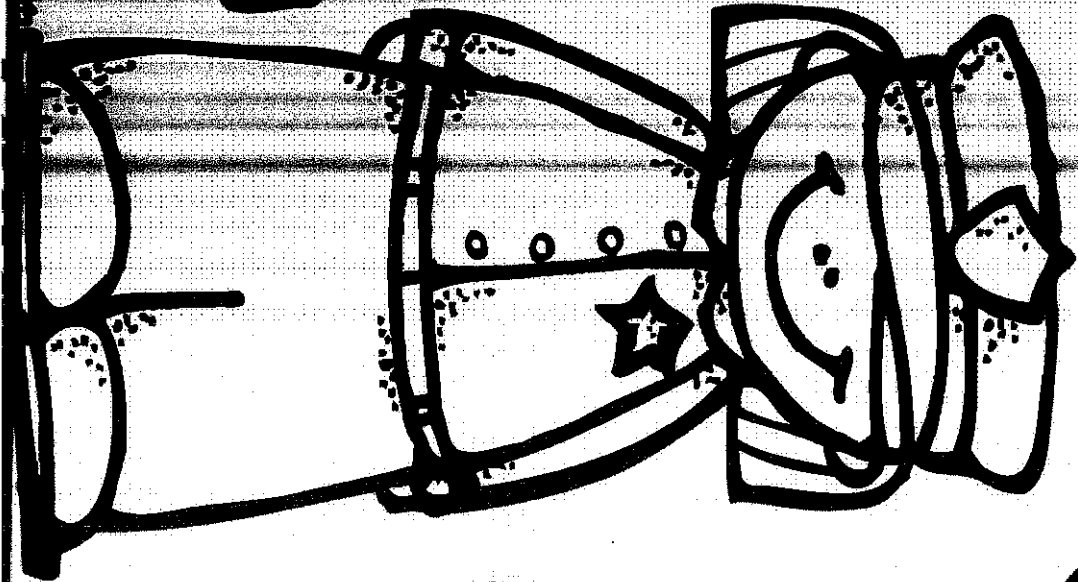
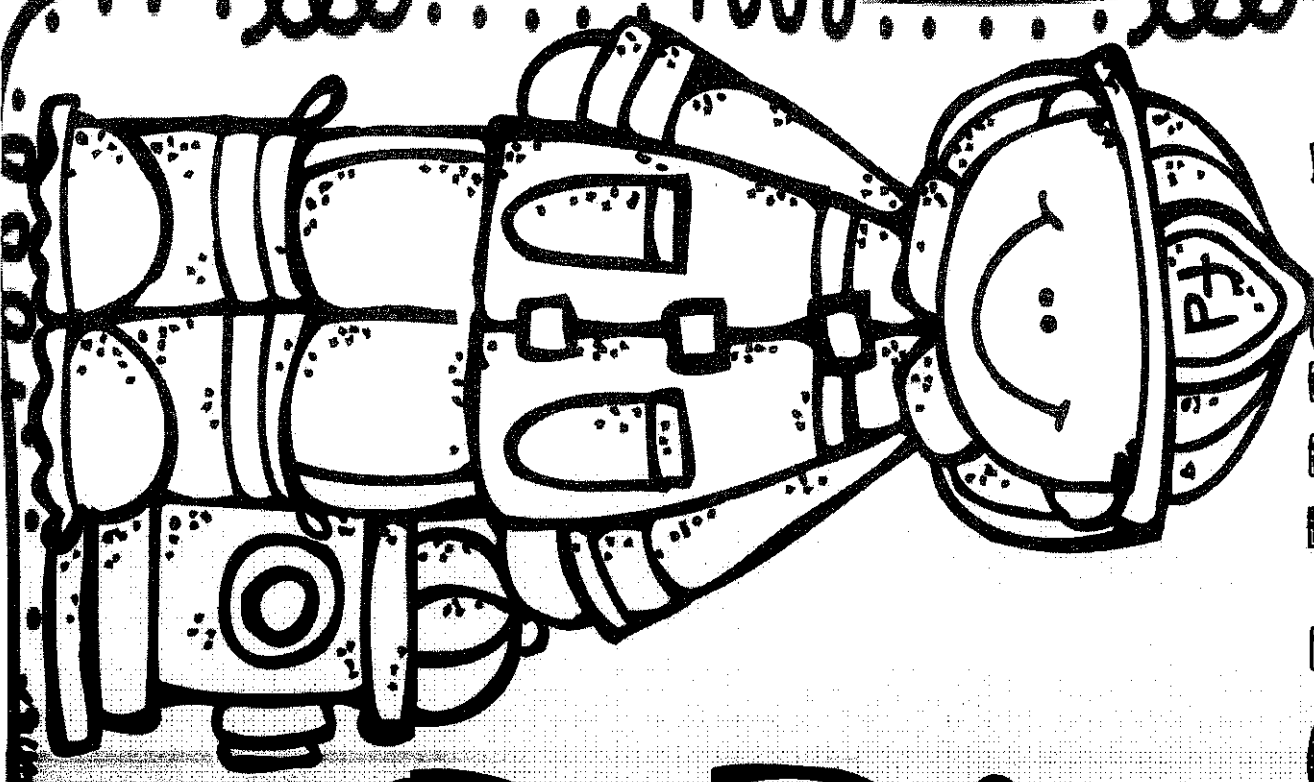
Friday, September 11, 2020



Directions:


1. Color the Patriot Day paper.
2. Color and cut out the Proud to be an American Badge.
3. Read and color the Pledge of Allegiance book.


Patriot Day Pin



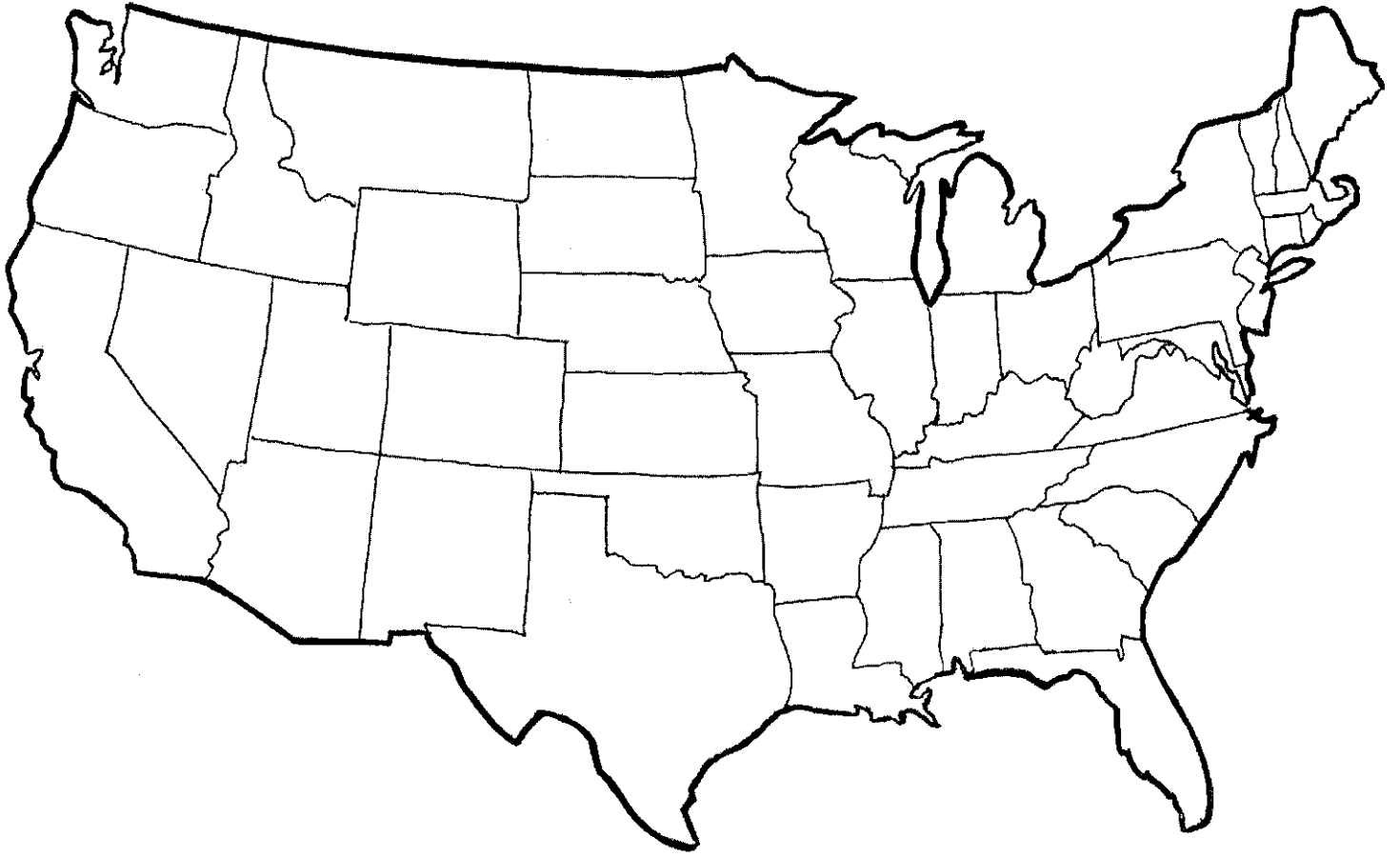


The Pledge of Allegiance





to the flag



of the United
States of America

Voting Ballot



The Flag



The Pledge
of Allegiance

and to the Republic
for which it stands



one nation
under God



indivisible



with liberty



and justice for all.

Great job! You finished today's work!

