

# Installing the Davis School District Root Certificate on a Chromebook

The Davis School District – Root Certificate will allow your device to communicate properly with Davis School District infrastructure devices.

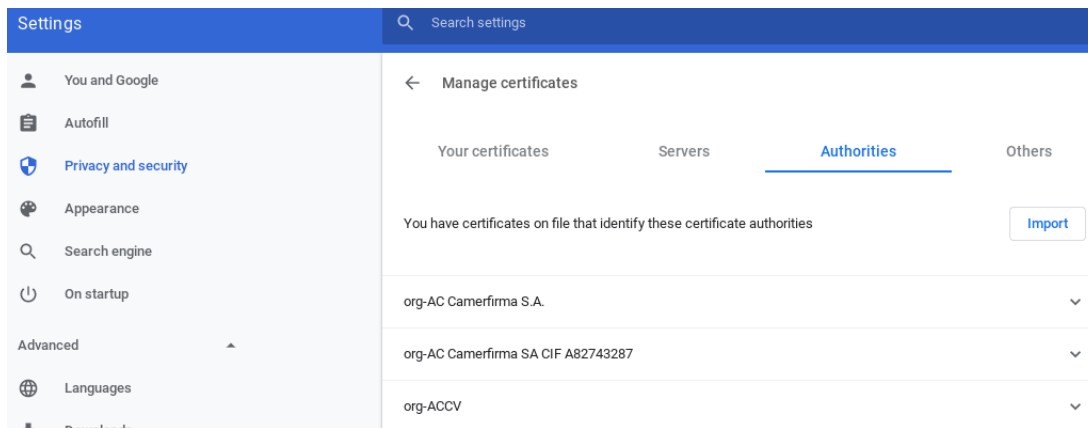
You will first need to download our certificate. it can be obtained at the following location:

<https://www.davis.k12.ut.us/fs/resource-manager/view/cff5192e-1982-4ed8-b2a7-0eb456003d74>

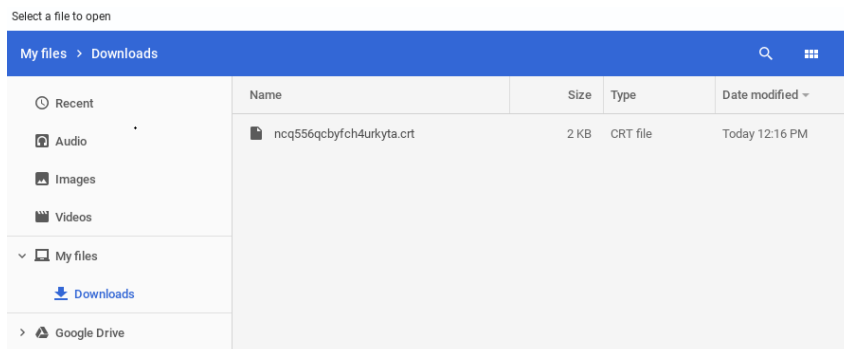
Once you have it downloaded, please type the following location:

Chrome://settings/certificates

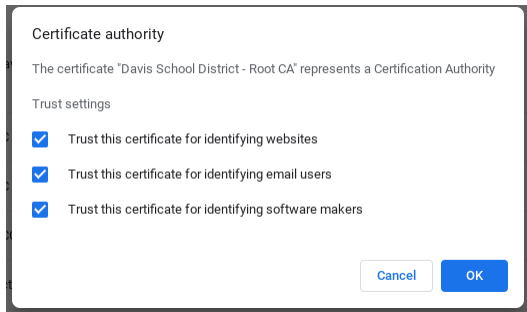
Click on “Authorities”, then click “Import”.



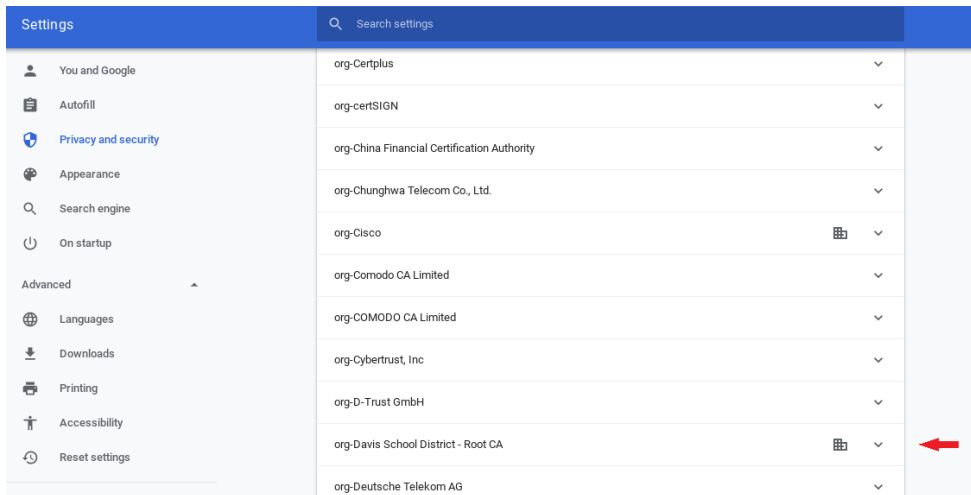
Browse to and select the downloaded file.



Please check the Trust Settings boxes and click “OK”.



You should see the Davis School District – Root CA in the list of certificates.



Your device should now be able to communicate properly with our network resources.

---