


CMS STUDENT MANUAL for Phase I Re-entry

August 2020



See page 3 for information and directions for
the **first three days of school.**

Dear Center Middle School Family,

Please take time to read the pages of this handbook. This information will help you to understand how schooling will be provided during Phase I of our district re-entry plan, which is all virtual / all online. (There is a page explaining Phase 2 and Phase 3 of re-entry in the back of this book).

Although many individuals have been working very hard to create a plan that will allow students to learn sufficiently during this time, we are sure there are things we have never thought of. We will do our best to respond to unforeseen issues in as timely a manner as we can.

Your student has an **Advisory class** and an **Advisory teacher**. The Advisory teacher is the one who will be reaching out to your family to make sure you have everything you need to start school, including information. This is the person you can call first to find out how to get your needs met, so don't hesitate to reach out to your student's Advisory teacher. He or she will make sure you have their contact information when they contact you before school starts.

In **Advisory class**, the teacher will . . .

- Help his or her group of students to keep up with classwork and grades,
- Communicate with other teachers on behalf of the child or parent,
- Teach the policies and procedures of the school and classrooms,
- Lead HOUSE activities and relationship-building activities,
- Facilitate our social-emotional support lessons, which focus on character building and self-care.
- Attempt to generate a sense of belonging and fun with his or her special group of students.

This class is also the student's HOUSE class - the group you would attend rallies with, compete with, dress in HOUSE colors with, etc. We will have HOUSE development activities planned for this hour in the first few weeks of school. You can read more about HOUSES on page 16 of this handbook.

Please be looking forward to a call from your child's Advisory teacher in the near future.

FIRST THREE DAYS OF SCHOOL

The first day is **Wednesday, August 26, 2020**. This is an early release day. On this day, all students will log in to hours 1, 2, 3, 4, 5, 6, 7 according to the following schedule:

8:30 - 9:00	Period 1
9:10 - 9:40	Period 2
9:50 - 10:20	Period 3
10:30 - 11:00	Period 4
11:10 - 11:40	Period 5
11:50 - 12:20	Period 6
12:30 - 1:00	Period 7

The second day is **Thursday, August 27, 2020**. On this day, all students will attend a live TEAMS meeting for hours 2, 4, 6, 8 according to the following schedule:

8:30 - 10:00	Period 2
10:10 - 11:40	Period 4
11:40 - 12:40	Lunch and Teachers' Prep
12:45 - 2:15	Period 6
2:25 - 3:55	Period 8

The third day is **Friday, August 28, 2020**. On this day, all students will attend a live TEAMS meeting for hours 1, 3, 5, 7 according to the following schedule:

8:30 - 10:00	Period 1
10:10 - 11:40	Period 3
11:40 - 12:40	Lunch and Teachers' Prep
12:45 - 2:15	Period 5
2:25 - 3:55	Period 7


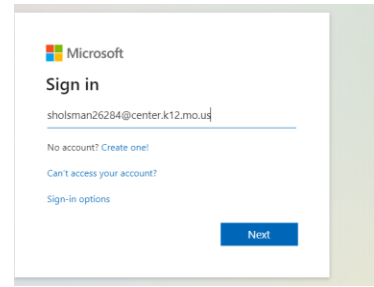
Beginning Monday, August 31, students follow the schedule described in this handbook on pages 7 and 8.

Here are directions for getting started with TEAMS:

Step 1: Go to <https://office.com> , or on the browser district homepage select, Microsoft Office.

Step 2: Select sign in. Then sign in with your Center district email address: username@center.k12.mo.us, then your password. . If it asks if you want to stay signed in select yes.

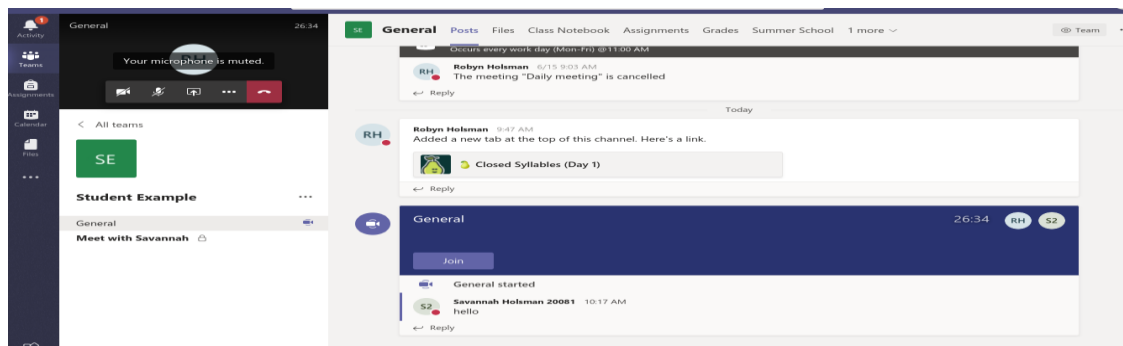
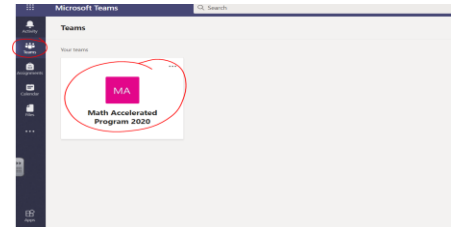
Step 3: Once on the homepage of Microsoft apps select: Teams



Step 4: Once in Teams, select the Teams icon on the left

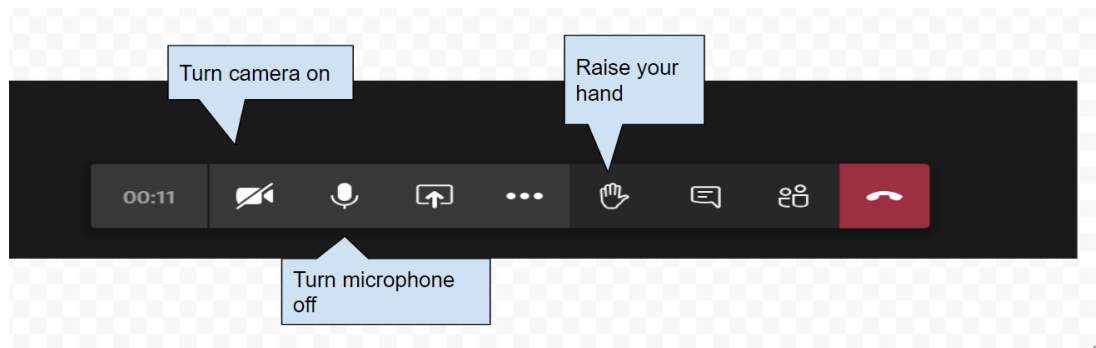
Step 5: Choose the class you are scheduled to take

Step 6: In the General page, click the appointment for the assigned time or the link that says “join” YOU can also find the appointment in the calendar within Teams as well.



Step 7: Students

should join with camera on and microphone off



Our Year-long, School-wide Theme for 2020-2021

On the Road to . . . Healing the “vivid volcanoes”

Our theme for this school year allows adults to fill in the blank following the words: “On the road to . . .”. We imagine teachers and support staff completing this sentence starter with statements such as the following:

On the road to your fabulous future!

On the road to school success.

On the road to mastering math.

On the road to making life-long friends!

A theme allows us to unite around a motivational sentiment for our students. We make bulletin boards in the hallways and classrooms that relate to our theme. This lets our students know we think about and plan for them even before they get here in the fall. This year, we are likely to see images of cars and RVs on road trips, street signs, maps, and navigation tools on our many (virtual) bulletin boards.

Our school-wide version of this theme is meant to be a response to two overarching issues in all of our lives: 1) the threat or reality of sickness due to the pandemic, and 2) the hurtful words and actions that contribute to race-related pain in our society. We are not willing to ignore either of these topics as a school family, or we risk being irrelevant to our students, whom we care about. Having to prepare for these conversations with our students requires adults to have conversations with one another first of all. We believe courageous conversations can only make us better - better educators and better people.

On the road to . . . healing the “vivid volcanoes” is a reference to a poem about Dr. Martin Luther King, Jr. by Gwendolyn Brooks. (This poem is included on the next page.) We have some school-wide activities planned that will enable us to talk with our students in safe environments about issues related to racism that impact us all. We will be keeping those interactions at an appropriate level for middle school-aged students.

Martin Luther King, Jr.

By Gwendolyn Brooks

A man went forth with gifts.

He was a prose poem.

He was a tragic grace.

He was a warm music.

He tried to heal the vivid volcanoes.

His ashes are reading the world.

His **Dream** still wishes to anoint

The barricades of faith and of control.

His **word** still burns the center of the sun

Above the thousands

And the hundred thousands.

The word was **Justice.**

It was spoken.

So it shall be spoken.

So it shall be done.



Your Schedule for All-Virtual Classes, beginning Aug. 31, 2020

Student Schedule	Monday	Tuesday	Wednesday	Thursday	Friday	
Period 1 English	Period 1 Group A Live Instruction Group B Virtual Learning	Period 1 Group A Virtual Learning Group B Live Instruction	Period 2 Group A Live Instruction Group B Virtual Learning	Period 2 Group A Virtual Learning Group B Live Instruction	Periods 1 - 7 Live 30-min. classes	
Period 2 Algebra						
Period 3 PE	Period 3 Group A Live Instruction Group B Virtual Learning	Period 3 Group A Virtual Learning Group B Live Instruction	Period 4 Group A Live Instruction Group B Virtual Learning	Period 4 Group A Virtual Learning Group B Live Instruction		Teacher Plan
Period 4 Intervention						
Period 5 Careers	Period 5 Group A Live Instruction Group B Virtual Learning	Period 5 Group A Virtual Learning Group B Live Instruction	Period 6 Group A Live Instruction Group B Virtual Learning	Period 6 Group A Virtual Learning Group B Live Instruction		
Period 6 Spanish						
Period 7 Social Studies	Period 7 Group A Live Instruction Group B Virtual Learning	Period 7 Group A Virtual Learning Group B Live Instruction	Period 8 Group A Live Instruction Group B Virtual Learning	Period 8 Group A Virtual Learning Group B Live Instruction		Professional Development
Period 8 Advisory						
	Teacher Plan / Office Hours	Teacher Plan / Office Hours	Teacher Plan / Office Hours	Teacher Plan / Office Hours		

Above is a diagram of the virtual schedule we are implementing at this time. The first column (left side) shows 8 periods on a sample student's schedule. Your schedule won't have these exact classes listed.

On Monday, you attend only your odd hours: 1, 3, 5, 7. In each class, you will belong to one of two groups: the A-group or the B-group. A-group students will meet with their teacher on a live class meeting through Microsoft TEAMS, while B-group students will work on a virtual assignment without the teacher. On Tuesday, you go to the same classes, but now the A-group works on the independent assignment while the B-group meets with the teacher in a live meeting.

On Wednesday, you attend only your even hours: 2, 4, 6, 8. In each class, you will belong to one of two groups: the A-group or the B-group. A-group students will meet with their teacher on a live class meeting through Microsoft TEAMS, while B-group students will work on a virtual

assignment without the teacher. On Thursday, you go to the same classes, but now the A-group works on the independent assignment while the B-group meets with the teacher in a live meeting.

Why this structure? We discovered that it is very difficult to have 20+ students participating in a live classroom meeting at one time. Meeting with fewer students at a time makes it possible to tell whether everyone is getting what they need from the teacher to be successful with the learning.

On Fridays, students log in to classes 1 through 7 for 30-minute live meetings with each teacher. This is so that students see all of their teachers again before the end of the week

Bell Schedule for Monday through Thursday Live Classes

8:30 - 10:00	Period 1 / 2
10:10 - 11:40	Period 3 / 4
11:40 - 12:40	Lunch and Teachers' Prep
12:45 - 2:15	Period 5 / 6
2:25 - 3:55	Period 7 / 8
3:55 - 4:20	Teacher's Time





Bell Schedule for Friday Live Classes

8:30 - 9:00	Period 1
9:10 - 9:40	Period 2
9:50 - 10:20	Period 3
10:30 - 11:00	Period 4
11:10 - 11:40	Period 5
11:50 - 12:20	Period 6
12:30 - 1:00	Period 7

Use the QR code or the URL shortened to access the following tutorials:

On the first day of school, your first meeting link will be shared in your online classroom.

Use the QR code or the URL shortened to access the following tutorials:

<p>How to log on to TEAMS</p>  <p>https://v.gd/CSDSteam</p>	<p>How to access Google Classroom</p>  <p>https://v.gd/CSDScbgclass</p>
<p>How to access iCampus</p>  <p>https://v.gd/CSDSicampus</p>	<p>Student Email</p>  <p>https://v.gd/CSDSemail</p>

Need Help? Contact the Technology Helpline:

<https://v.gd/CSDsupport>

The district technology support will be available from 7:00 am to 5:00 pm Monday through Friday. Tuesday and Thursday evenings will also be staffed to take calls from 5:00pm – 9:00pm. Calls will be answered at (816) 349-3304.

Center Middle School CARES Matrix ALL AREAS

Courage	Achievement	Resilience	Empathy	Service
*Stand up for others	*Ask for help	*Learn from mistakes	*Put yourself in others' shoes	*Care for the environment
*Speak up for what is right	*Actively participate	*Follow through on all school commitments	*Kindness towards all	*Clean up after yourself
*Resist negative peer pressure	*Head up eyes open	*Adapt in the face of adversity	*Give compliments	*Offer support when needed
*Do the right thing even when nobody is watching	*Turn on all your assignments	*Receive support	*Accept and celebrate differences	*Contribute to all forms of helping others
	*Turn in best work	*Support others	*Learn from others	
	*Be prepared and organized			

What does the CMS C.A.R.E.S. Matrix look like in the virtual classroom? In other words, what do we need to know about our virtual learning?

Can you prepare a school area in a room of your house?

1. Will you be able to sit up in order to stay focused and engaged?
2. Do you have a hard surface to write on when you need to use paper or write in your planner?
3. Can you keep all of your materials (chromebook, charger, school supplies, planner) in that same space so you are ready for each classroom meeting?
4. Are you able to charge your chromebook near this space?
5. Do you have a way to set an alarm so you can get up by yourself and be ready to log in on time?

Expectations for School Interactions:

1. It is never okay to be hurtful.
2. It is never okay to be disruptive.

Rules for Virtual Classrooms:

1. Arrive (log in) on time
2. Camera must stay on and show your face
3. Microphone stays off unless you have permission to speak
4. Raise your virtual hand to get permission to speak
5. Stay awake and engaged - head up and eyes open
6. Be dressed appropriately for school - no pj's, no bare chests; no underwear showing, no strapless or spaghetti straps
7. Do not be on other devices (besides your chromebook) during classes
8. Do not leave the session during class

Appropriate participation is an important part of your course grade:

- On time = 5 points
- Camera and microphone use are appropriate all period = 5 points
- Participation - doing what the teacher asks and has planned for you = 10 points
- These points contribute to your grade in each class. You are also earning reward points, which are not a part of your grade. (Keep reading)

Reward System (and Behavior Consequences):

You can earn up to 2 reward points per live class period per day, for Positive Behavior. You start with 2 reward points for every live class period. If your teacher has to correct you, your behavior is telling us you are willing to lose reward points, as follows:

1st correction: warning - lose 0 reward points

2nd correction: lose 1 reward point

3rd correction: lose 2 reward points, complete the Think Sheet google form. The teacher will notify the parent

4th correction or if you fail to complete the Think Sheet acceptably: lose 2 reward points, required to meet with the teacher to process about the incident and complete the think sheet; teacher notifies parent and administrator

- We want you to succeed with your consequences. If you complete step 3 successfully, the incident is over before the next day with no further consequence.
- If you have to have a meeting (step 4) with your teacher, he or she may allow you to earn back half the points you lost in his/her class if your Think Sheet is completed well (or re-done, if needed) and your processing conversation with him/her is acceptable. The assigning teacher will make the judgment whether to return a point for your successful processing, while we are learning to process.
- Continual and ongoing disruptive or hurtful behavior may result in suspension from the online classroom.

What questions are on the Think Sheet google form?

1. What I did was . . .
 2. The problem this caused was . . .
 3. To resolve this issue, I need to . . .
 4. I can keep this from happening again by . . .
- Teachers will teach all students how to be successful with this intervention before we start implementing it.
 - Q: What makes a Think Sheet “acceptable”? A: The form is complete. The student seemed to take the incident seriously. The student knows what rule he or she broke that warranted each correction.

How do teachers record your reward points?

- Each teacher will add 0, 1, or 2 points each class period to the data in our new online PBIS Rewards program.
- Each student will have an account they can access on their own to see how many reward points they have earned.
- Each student will get to order rewards (spend their points) at the rate of one order per 4-week period. When it is your turn to order, you will look through our online rewards catalog and place an order for each reward you wish to “buy” with your points. There are some bigger rewards you may want to save up for. If you need additional school supplies, consider purchasing the *School Supplies Bundle* as your first reward.
- We will notify you of reward pick-up times once your order is filled. All you have to do is drive through the parking lot of Center Middle School during the pick up time and you can get your reward right away. If you do not pick up your reward, it will be mailed to you at the address we have for you in iCampus.
- Some of the rewards you may be able to purchase include . . .
 - *A virtual pie in the face (of a teacher or staff member)*
 - *Choose a teacher’s hairstyle*
 - *Choose a kind of dance a teacher has to do and post*
 - *Drop lowest test grade or quiz grade*
 - *A homework assignment cut in half*
 - *Headphones*
 - *Chromebook mouse*
 - *Phone case*
 - *Phone charger*
 - *Room decorations*
 - *Speakers*
 - *Virtual lunch with a teacher - invite a friend*
 - *Phone call from the principal*
 - *School supplies bundle*
 - *Snack bundle*
 - *This year’s themed t-shirt*
 - *Lunch delivered*
 - . . . and more!

“There’s an app for that!” There is a free PBIS Rewards app through which you can access your account. Information is on the next page!

PBIS Rewards Student App Access



Our school is using PBIS Rewards to help us with our PBIS program. PBIS Rewards is a technology-based PBIS management system that helps us with our behavior incentive program.

As a student, you can earn rewards throughout the day by meeting expectations for behavior. These rewards are in the form of electronic points, and will be awarded by teachers and school staff using the PBIS Rewards app in the classroom and on their smartphones. You will be able to redeem these points for privileges, tangible items, access to events, and other similar things.

PBIS Rewards has a Student App that will allow you to keep track of your progress and view our school store and upcoming events. The Student App will run on most smart devices, including smartphones and tablets. You can find it in the Apple App Store, Google Play, and the Amazon App Store. Just search for "PBIS Rewards Student."

Once you have installed the Student App. First, you will type in your school name and select it from the list. Next, you will scan the QR from your student ID badge. With the Student App, you'll be able to see your progress within PBIS Rewards.

PBIS Rewards also has a Student Portal website, where you can access the same information you would see on the Student App. Go to <https://student.pbisrewards.com>. Search for our school then fill in your first initial, last initial, and student ID number. You will have access to your point details and the ability view items in our school store.

We're excited to be able to easily reward you and your classmates for great behavior in school. We think this program will help improve conduct throughout the school and reduce the number of referrals for discipline. Keep track of your progress and get ready for some great rewards!

Student Login for PBIS Rewards

1. Go to pbisreward.com
2. Click on “login” in the upper right corner
3. Scroll down until you find “Student login” and click it
4. Type “Center Middle School” where it says Enter School Name.
5. Enter your first and last initial and your student ID#
6. Check the box “I’m not a robot” and then click Sign in

**Once you are logged in, you’ll see your name and
your point balance below your name.**

PBIS Rewards Teacher Log In

1. Open Email from PBIS Rewards and click the link to set up your account.
2. Click “set up new account”
3. Enter CMS and your district email
4. A box titled “Password Reset and New Account Setup” will appear. Click
“close” and wait for PBIS to send you a new email.
5. Click password recovery
6. Enter a new password and click “submit”
7. Click “Sign in”
8. Log in with district email and password
9. Click “Sign in”

The HOUSES of Center Middle School

House of **Courage**

House of **Achievement**

House of **Resilience**

House of **Empathy**

House of **Service**

Students earn House points for . . .

- | | |
|--|--|
| <ul style="list-style-type: none">● Perfect attendance per quarter● GPA per quarter● No tardies per quarter● No discipline past a step 2 or a safe seat per quarter | <ul style="list-style-type: none">● Finishing a sport season in good standing● Participation in Math Relays competitions● Participation in Service projectsAnd more ... |
|--|--|

Purpose for Houses

- To increase a sense of belonging
- To mix grade levels
- To generate leadership in 8th graders
- To overcome a sense of “us” vs. “them” (kids vs. adults)
- To reduce the size of the peer group
- To increase opportunity in the peer group
- To provide recognition and appreciation
- To increase school pride
- To facilitate a school culture in which it is cool to be smart
- Just for fun!

Structure of Houses

- Every student has an “Advisory” class on their schedule. All students in this class belong to the same House.
- There are about 6 Advisory classes in each House, and the House consists of members of every grade level.
- Lower grade-level HOUSE groups transition to the next higher level’s teacher from their HOUSE group the following school year (so kids ideally stay in the same HOUSE throughout their middle school career) - some exceptions will be necessary.
- Each student’s Advisory/HOUSE teacher is the one who will serve as the student’s “trusted adult.” This teacher will be the one who facilitates any behavior or academic support plan that may be necessary for any students in their Advisory group. This will be these students’ first buddy room seat in the BIST process as well, once we are back in the building.
- Each HOUSE has its own identity and color and competes with the other four houses in the school in a year-long contest.
- The HOUSE that wins our year-long competition (most average points per student) gets to go on a field trip of their choice in April or May, provided we are safe to do so. If not, we will have to think of another fabulous reward!

Student Recognition Rallies

During a normal school year, we hold several all-school assemblies to generate school pride, to recognize student achievement, to share fun and exciting programs and events, to have fun with zany competitions, and to enjoy time together as a school family.

At the rallies, students sit in their HOUSE groups in the large (gold) gym. Teachers and students dress in HOUSE colors and crazy costumes, paint their faces, wave banners, and generally find any kind of fun way to represent their HOUSE. Members from each HOUSE (in teams consisting of students and teachers together) compete in funny relays for HOUSE points. They also compete for HOUSE spirit points by cheering for everyone who participates and by representing their HOUSE with their own cheer or chant.

We recognize student sports teams, math relays participants, students’ academic achievement through grade point averages, and individuals with unique accomplishments. We usually have some musical entertainment provided by the high school marching band and/or our own 8th-graders, as well as our new middle school drumline. We are hoping to encourage many of our student performers to play music, sing, act, or dance at a rally in the future.

Every student attends the kick-off rally in early September. After the first one, students must be passing all classes (no F's) to attend the rally following each quarter's grading period. All students attend the final rally of the year as well.

There is a great deal of laughter, cheering, and entertainment. No one wants to miss a rally. **We will sorely miss this time together until we can come back together as a school family.**

Phases of District Re-entry Plan

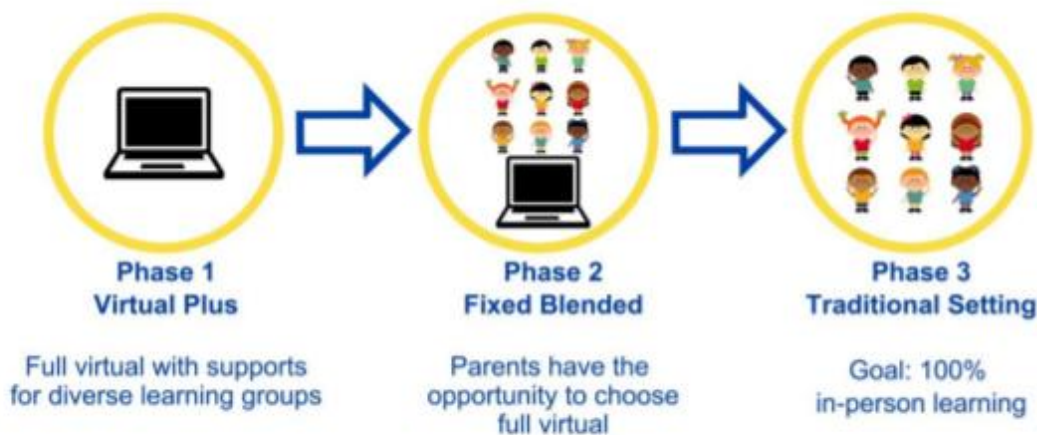
The Center School District will begin the 2020-2021 school year implementing Phase 1 of the Re-Entry Plan on Wednesday, August 26, 2020, which includes the Virtual Plus and supports for diverse learning groups. Face-to-face support for the diverse learning groups will begin Tuesday, September 8, 2020.

When there is a steady decrease in the number of confirmed Coronavirus cases in the Kansas City area, District officials will plan to transition to Phase 2 of the Re-Entry Plan.

Once there is a sustained decrease in the number of confirmed Coronavirus cases in the Kansas City area, District officials will plan to transition to Phase 3 of the Re-Entry.

District officials will continue to monitor guidance from medical professionals in an effort to make an informed decision to increase physical capacity in all district sites, while also ensuring a seamless transition from one phase to another.

CENTERed on Learning Re-Entry Plan



Our Commitment

The Center School District is committed to providing high-quality instructional programs by following best practices in the areas of:

- Ensuring high expectations for all
- Assessment Practices and Policies
- Services to Special Populations
- Access and Use of Instructional Technology
- Expanded Learning Opportunities
- Other Key Systems and Services

Center School District Parent and Student Expectations

Parent Expectations

- Attend one virtual learning meeting with student during Phase 1.
- Participate in technology training/tutorials as a way of helping to support your child(ren)'s technology needs.
- Stay connected to district and school happenings by reading emails, monitoring the parent portal, and checking the website for updates regularly.
- Monitor time spent on virtual learning to ensure student completes daily assignments, student progresses to complete courses, and student attends all live instructional sessions and class meetings.
- Assist student in setting up a daily home schoolwork schedule.
- Help student identify a quiet, well-lit workspace (desk or table) for virtual learning.
- Maintain communication between your child and the teacher(s) through email.
- Help your student take ownership of his/her learning. The goal is for students to be as self-directed as possible (as appropriate according to age and developmental level of the student).
- Take care of yourself and your family!

Student Expectations

- Attend one virtual learning meeting with parent during Phase 1.
- Keep computer camera on during each class's learning time. The mic is off until time to speak; raise emoji hand before asking a question.
- Use the district issued device for teacher directed learning purposes only.
- Establish an at-home learning environment that is quiet, well lit, and is at a table or desk. Ensure an appropriate dress code is being followed, even while learning at home.
- Treat all online classmates with respect and kindness.
- Contact administration and your teacher immediately in the event you are unable to log into the course.
- Log on to Google Classroom/Seesaw daily to review messages from the teacher(s) and view assignments.
- Dedicate time each day for virtual learning. Join and participate in online live classroom instruction daily to include completing assignments, virtual class meetings, watching instructional videos and scheduled times from the teacher. Follow your designated schedule.
- Participate in virtual learning activities by responding to questions, asking questions, providing input and working with groups
- Complete and submit assignments to fulfill course requirements and/or earn credit for classes.
- Submit all assignments by the due date. Late assignments will not be accepted after the conclusion of each unit of study, which will coincide with the final unit assessment.
- Engage in consistent two-way communication with teacher(s). Comment through Google Classroom or Microsoft Teams or email their Center account if you have questions.
- Follow classroom expectations set for online learning - attendance, grading, participation, submission of work.
- Follow class and district expectations that outline how to be a good digital citizen.
- Take care of yourself and your family!

Chain of Command for Parent Concerns

1. The parent / guardian should first make contact with the teacher to seek a resolution.
2. The parent / guardian should then make contact with the principal to seek a resolution. If the principal and parent / guardian cannot resolve the issue, the parent / guardian should contact the Director of Family and Student Services at (816) 349-3311 to seek a resolution.
3. If the Director of Family and Student Services cannot facilitate a resolution of the issue, the parent / guardian will be referred to the Superintendent's office to seek a resolution.
4. If the parent / guardian and the Superintendent cannot resolve the issue, the parent / guardian can reach out to a member of the Board of Education, typically the Board President. The Superintendent will refer the parent / guardian to the contact person for the Center School District Board of Education.

**2020-2021
Center Middle School
Faculty and Staff List**

Principal: Dr. Jarius Jones

816-612-4003

ajones@center.k12.mo.us

Assistant Principal: Mrs. Laurie Boyd

816-612-4034

lboyd@center.k12.mo.us

Assistant Principal: Ms. Lenecia Nevels

816-612-4086

lnevels@center.k12.mo.us

<p>Principal's Secretary Joya Trice 816-612-4002 jtrice@center.k12.mo.us</p>	<p>Attendance Secretary Vanessa Perez 816-612-4001 vperez@center.k12.mo.us</p>	<p>Registrar Kharmin Heard 816-612-4026 kheard@center.k12.mo.us</p>
<p>Behavior Secretary Saundrea Smith 816-612-4060 ssmith@center.k12.mo.us</p>	<p>Nurse Bessie Gray 816-612-4018 bgray@center.k12.mo.us</p>	<p>Recovery Room Tracy Bentley 816-612-4038 tbentley@center.k12.mo.us</p>
<p>Counselor Laura Partridge 816-612-4027 lpartridge@center.k12.mo.us</p>	<p>Counselor Dawn Vandehey 816-612-4025 dvandehey@center.k12.mo.us</p>	<p>Social Worker Kathleen Eaton 816-612-4055 keaton@center.k12.mo.us</p>
<p>Athletic Director Sam Simmons 816-349-3342 ssimmons@center.k12.mo.us</p>	<p>ELL Lainey Ruth 816-612-4278 rlainey@center.k12.mo.us</p>	<p>ELL Kyle Stern 816-349-3433 kstern@center.k12.mo.us</p>
<p>Fine Arts/Band Felicia Safir 816-612-4058 fsafir@center.k12.mo.us</p>	<p>Fine Arts/Chorus Loren Bridge 816-349-3379 lbridge@center.k12.mo.us</p>	<p>Art Kimberly Nordike 816-612-4023 knordike@center.k12.mo.us</p>
<p>International Languages/Spanish Joanne Davenport 816-612-4020 jdavenport@center.k12.mo.us</p>	<p>Librarian Melissa Storrer 816-612-4040 mstorrer@center.k12.mo.us</p>	<p>Gifted Benjamin Ellis 816-612-4051 bellis@center.k12.mo.us</p>
<p>Physical Education Zack Eubank 816-612-4078 zeubank@center.k12.mo.us</p>	<p>Physical Education Megan Couch 816-612-4024 mcouch@center.k12.mo.us</p>	<p>Physical Education Steven Mattson 816-612-4019 smattson@center.k12.mo.us</p>
<p>Practical Arts Derrick Prewitt 816-612-4006 dprewitt@center.k12.mo.us</p>	<p>College & Career Readiness Blake Loveless 816-612-4069 bloveless@center.k12.mo.us</p>	<p>Drama LaTosha Jones 816-6142-4062 ljones@center.k12.mo.us</p>

<p>SWAS – At Risk Molly Bachkora 816-612-4039 mbachkora@center.k12.mo.us</p>	<p>SWAS – At Risk Hershell Cox 816-612-4057 hcox@center.k12.mo.us</p>	<p>PBIS Coach Renee Black 816-349-3392 rblack@center.k12.mo.us</p>
<p>Language Arts Genee Johnson 816-612-4074 gjohnson@center.k12.mo.us</p>	<p>Language Arts Andrea Chavis 816-612-4043 achavis@center.k12.mo.us</p>	<p>Language Arts Cris Cobb 816-612-4063 ccobb@center.k12.mo.us</p>
<p>Language Arts Samuel Comiskey 816-612-4033 scomiskey@center.k12.mo.us</p>	<p>Language Arts Mauranda Douglas 816-612-4064 mdouglas@center.k12.mo.us</p>	<p>Language Arts Barbara Brown 816-612-4042 bbrown@center.k12.mo.us</p>
<p>Math Holly Gregath 816-612-4035 hgregath@center.k12.mo.us</p>	<p>Math Morgan Grither 816-612-4008 mgrither@center.k12.mo.us</p>	<p>Math Erica Higgins 816-612-4047 ehiggins@center.k12.mo.us</p>
<p>Math Claire Hunt 816-612-4072 chunt@center.k12.mo.us</p>	<p>Math Travis Brave 816-612-4048 tbrave@center.k12.mo.us</p>	<p>Math Holly Messner 816-612-4032 hmessner@center.k12.mo.us</p>
<p>Science Joshua Ellis 816-612-4067 jellis@center.k12.mo.us</p>	<p>Science Bret Eubank 816-612-4071 beubank@center.k12.mo.us</p>	<p>Science Joshua Parker 816-612-4045 jparker@center.k12.mo.us</p>
<p>Science Brad Piroutek 816-612-4030 bpiroutek@center.k12.mo.us</p>	<p>Science Bonnie Stafford 816-612-4070 bstafford@center.k12.mo.us</p>	<p>Science Megan Martin 816-612-4077 mmartin@center.k12.mo.us</p>
<p>Social Studies Chris Kohm 816-612-4066 ckohm@center.k12.mo.us</p>	<p>Social Studies William Langholz 816-612-4022 wlangholz@center.k12.mo.us</p>	<p>Social Studies Deanna Maddox 816-612-4065 dmaddox@center.k12.mo.us</p>
<p>Social Studies Jessica Steffes 816-612-4041 jsteffes@center.k12.mo.us</p>	<p>Social Studies Bonnie Shea 816-612-4049 bshea@center.k12.mo.us</p>	<p>Reading Amy Jenkins 816-612-4021 ajenkins@center.k12.mo.us</p>
<p>Accompanist Brian Bates 816-349-3379 bbates@center.k12.mo.us</p>	<p>Teacher Learning Coach (TLC) Sasha Grossman 816-612-4014 sgrossman@center.k12.mo.us</p>	<p>Special Education Giorgio Griffin 816-612-4029 ggriffin@center.k12.mo.us</p>

<p>Special Education Suzanne Melena 816-612-4012 smelena@center.k12.mo.us</p>	<p>Special Education Kendra Kennedy 816-612-4028 kkennedy@center.k12.mo.us</p>	<p>Special Education Chrystal Long 816-612-4073 clong@center.k12.mo.us</p>
<p>Special Education Anne Prosch 816-612-4082 aprosch@center.k12.mo.us</p>	<p>Special Education Christasia Strickland 816-612-4079 cstrickland@center.k12.mo.us</p>	<p>Special Education DeAnn Treece-Bauman 816-612-4083 dtreecebauman@center.k12.mo.us</p>
<p>Speech-Language Pathologist Kayla Eppel 816-612-4031 kkammermeyer@center.k12.mo.us</p>	<p>Process Coordinator Laura Newell 816-612-4011 lnewell@center.k12.mo.us</p>	<p>School Psychologist Amelia Stern 816-349-3697 astern@center.k12.mo.us</p>
<p>Security Jarvis Jones 816-612-4081 jjones@center.k12.mo.us</p>	<p>Security Sherrie Walker 816-612-4010 swalker@center.k12.mo.us</p>	<p>Y-Club Coordinator Treeva Kinney 816-612-4050 tkinney@center.k12.mo.us</p>
<p>Y-Club Assistant Coordinator Ashley Greer 816-612-4050 ashleygreer@kansascityymca.org</p>	<p>Head Custodian Torina Gant 816-612-4007 tgant@center.k12.mo.us</p>	<p>Custodian Supervisor (PM) JaVon Williams 816-612-4007 jwilliams@center.k12.mo.us</p>

HOME OF THE YELLOWJACKETS

