

# SAFETY






# BASIC SAFETY TECHNIQUES



- ✗ **Wash your hands** frequently – use hand sanitizer in between washes
- ✗ **Wear a mask** except when eating/drinking
- ✗ **Keep a distance** between you & others
- ✗ **Clean your space**
- ✗ **Do not share supplies**



# HANDWASHING



- x Wash your hands when visibly dirty
- x Wash before eating & after using the restroom
- x Use soap & water
- x Use this technique →



STEP 9: Dry hands thoroughly with a single use towel;

# MASKS



- x Must wear a mask over nose & chin
- x Should have at least TWO layers of material
- x Can be patterned or have college teams, but cannot have any other words or team affiliations

# School Appropriate Masks




**MUST fold over for  
double layer**






# MASK ENFORCEMENT

If a student is caught not wearing their mask...

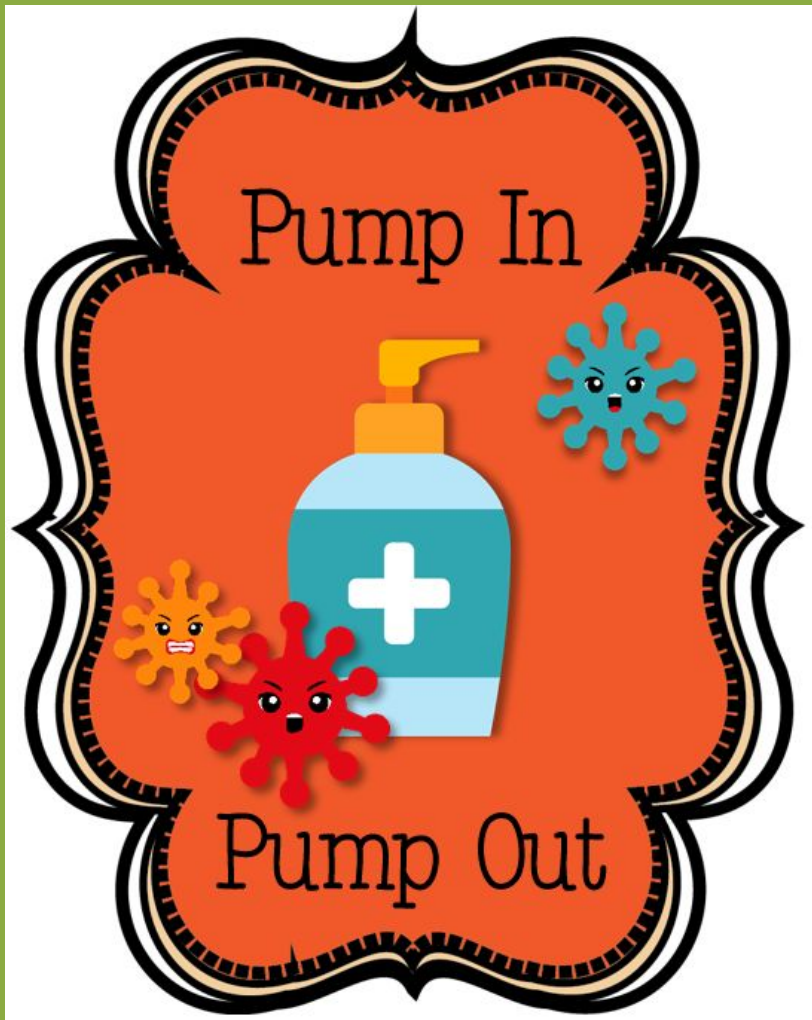
- ✗ 1st offense – student **reminded to put it on properly**
  - ✗ 2nd offense – student **sent to AP & parents called & ASD**
  - ✗ 3rd offense – students **switched to virtual learning**
- 



# SAFETY IN THE CLASSROOM


- ✗ Keep masks on
  - ✗ Pump In, Pump Out
  - ✗ Backpacks should be placed in the area your teacher designates
  - ✗ Maintain distance between yourself & others
  - ✗ Do not share materials with others unless teacher instructs you how to do so
- 





Eagles use hand  
sanitizer as we  
**ENTER** a  
classroom &  
again as we  
**LEAVE** a  
classroom





# SAFETY IN THE CLASSROOM



- ✗ Teachers will spray medical grade cleaner on desks & chairs as students leave the classroom
- ✗ Students will get a paper towel upon entering a room to wipe/dry their desk & chair
- ✗ Students will dispose of the paper towel & clean their hands with hand sanitizer



# TRAVELING AROUND CAMPUS



Stairways & hallways are  
UNIDIRECTIONAL (one-way).  
Many doors are too.



**Pay attention to posted signs!**



## 6TH GRADE HALLWAY

Stairs closest to Main  
Office are UP ONLY  
stairs

Clockwise movement in  
6th grade hall



# 7TH GRADE HALLWAY

Teachers with 2 doors  
will designate an IN  
door & an OUT door



Counter-clockwise  
movement in 7th gr hall



# ARRIVAL, DISMISSAL & PASSING PERIODS


# When You Arrive at School




- ✗ Students will report **DIRECTLY TO 1ST PERIOD** when they arrive.
- ✗ No congregating in courtyard, tennis courts or hallways.
- ✗ Teachers will take student temperatures.



# PASSING PERIODS

- ✗ Will be staggered – EVEN classrooms will be released at the bell; ODD will be released 2 mins later
  - ✗ **RESTROOMS WILL NOT BE OPEN DURING PASSING PERIODS**
- 



More on the  
RR schedule  
on slide 42



# DISMISSAL



## WALKERS

- Released @ 3:55 bell
- Please leave campus promptly

## CAR RIDERS

- Even classrooms released @ 3:55
- Odd released @ 3:57

## BUS RIDERS

- Stay in class until bus # called over PA system

# RESTROOM SCHEDULE

We will use EVEN/ODD  
RR schedule.

Click [HERE](#) for RR schedule

NO RR use during  
passing periods.

RR will be 1 in - 1 out  
during lunch &  
Activity.





# SCHOOL BUS

EMERGENCY DOOR

Wear  
mask @  
all  
times!

ALWAYS do what the  
driver tells you!

**Riding the bus is a privilege!**

2 to a seat

NO eating