



KEENEYVILLE DISTRICT 20 MOBILE APP

The Keeneyville District 20 app provides parents, students, and staff with all the information they need in one place, conveniently accessed and formatted specifically for easy use on mobile devices (including iPhone/iOS or Android)

➤ This FREE APP includes information for the **district and all schools:**

news + announcements
calendar events
staff directory
school menus

student activities
family resources
links to surveys
important links + resources

➤ Users are able to **filter content** for your desired school(s) and store your preferences for later use.

➤ **Download the app today from Apple App Store or Google Play Store + subscribe to Push Notifications** to ensure you are always aware of the most important news and events, and you have access on-the-go to the most current announcements for your student and family.

STEP 1:

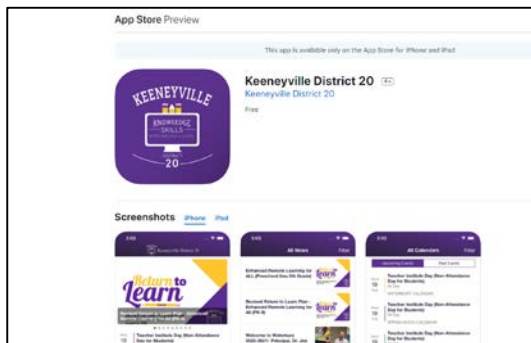
Download the "Keeneyville District 20" App to your mobile device

Available at Apple App Store or Google Play Store



Apple App Store

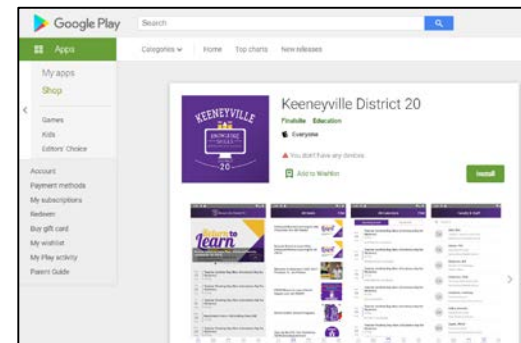
1. On your mobile device, go to Apple App Store
2. Search for "Keeneyville District 20" or use link <https://apps.apple.com/app/id1523699893>
3. Download App to your mobile device



Google Play Store

Google Play

1. On your mobile device, go to Google Play Store
2. Search for "Keeneyville District 20" or use link <https://play.google.com/store/apps/details?id=com.finalsite.esd20org>
3. Install the app on your mobile device



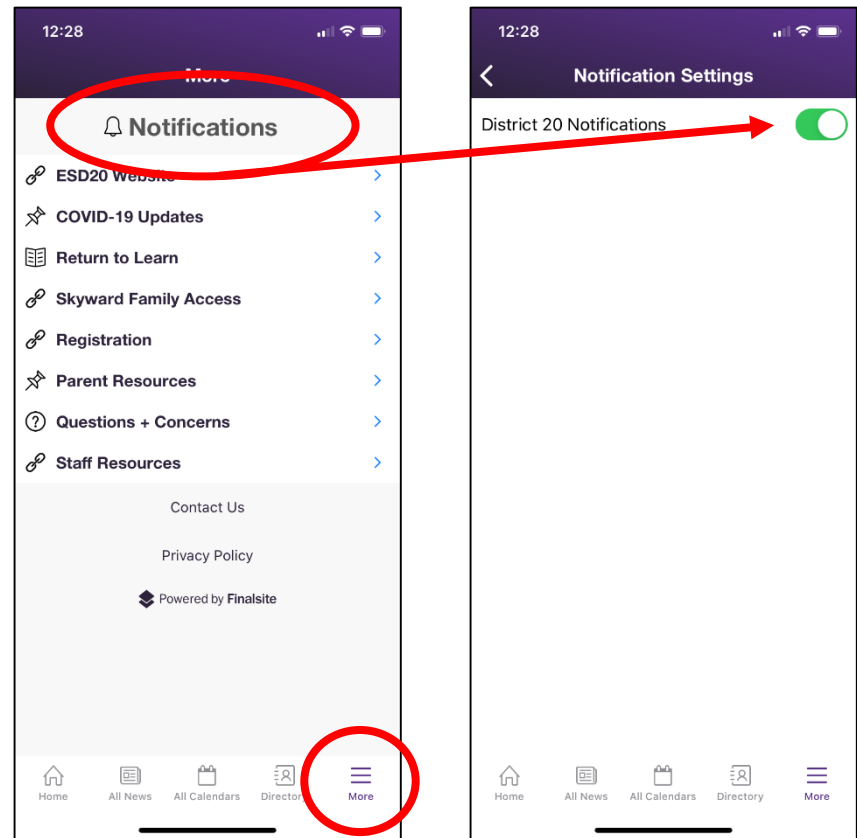
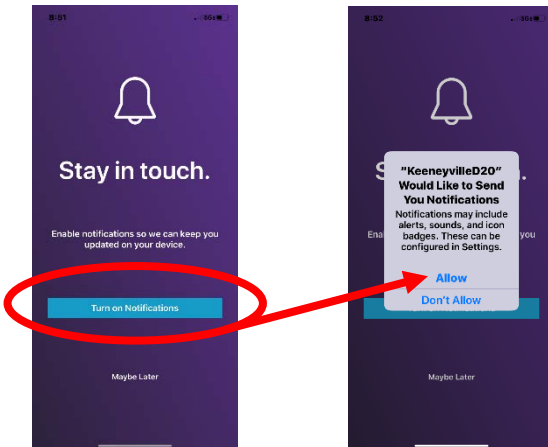
STEP 2:

Subscribe to Notifications

We ask that all families please subscribe to Push Notifications from the district so that we can keep you informed of important updates and messages.

1. Open Keeneyville District 20 App
2. Go to the “**More**” tab (bottom right)
3. Select “**Notifications**” (top center)
4. Turn Notifications **ON**
5. You can also **set the type of notifications** (alerts, sounds + icon badges) in your device’s settings


**If you turn on your notifications when you first use your app, you may get the following “Stay in Touch” screen to make the process even easier:*



Receiving Future Push Notifications

After you subscribe to Push Notifications, you will receive all future app messages and updates from the district. Please note that we will also continue to update families by email, website, social media, and robocalls.

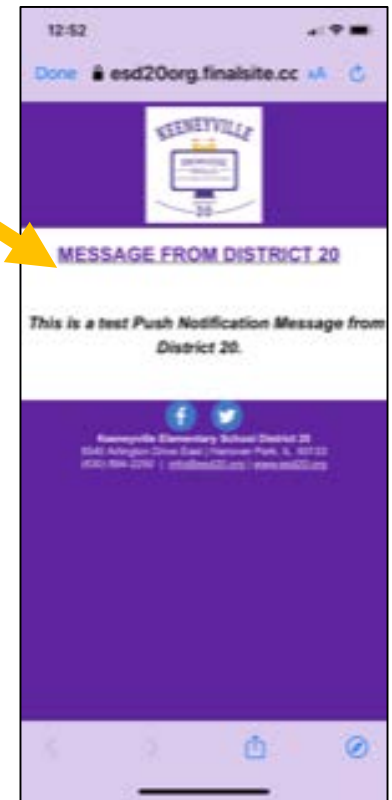
Example Notification Badge



Example Notification from D20



Example Message from D20



1. When you see the notification badge, open the Keeneyville District 20 App
2. Go to the **“More”** tab (bottom right)
3. Select **“Notifications”** (top center)
4. See **Message** from District
5. Open to see full email message

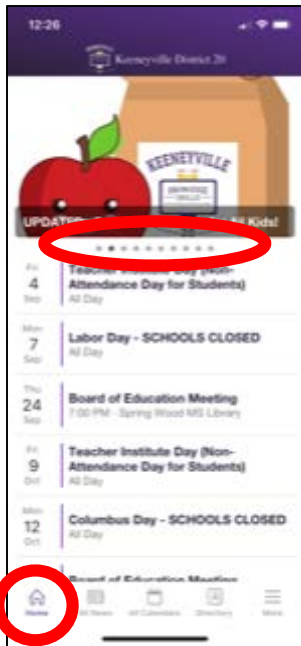
STEP 3:

Tour of District 20 App + Customizing Your Filters

You can customize the calendars and information that you see by filtering for your child(ren)'s school.

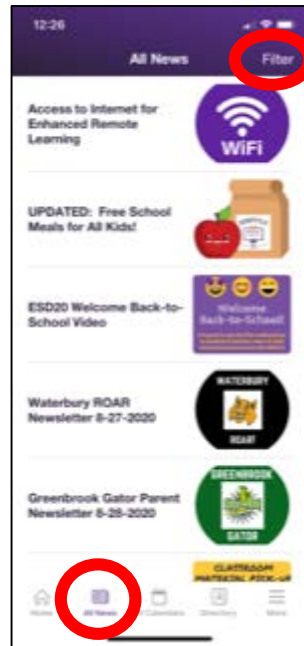
Home

*District News Highlights + Calendar
(Scroll right-left through news highlights)*



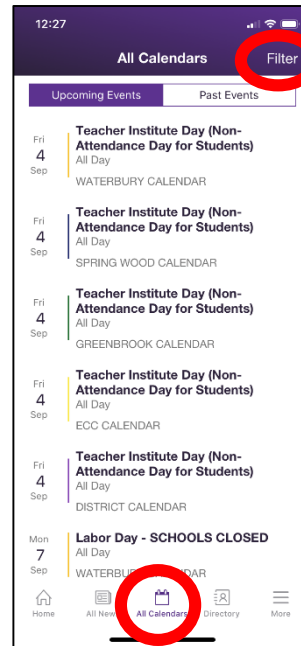
All News

*District + School News
(you can filter for your child(ren)'s school(s))*



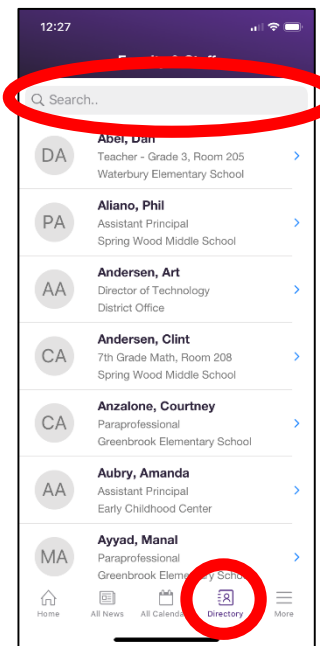
Calendars

*District + School Events
(you can filter for your child(ren)'s school(s))*



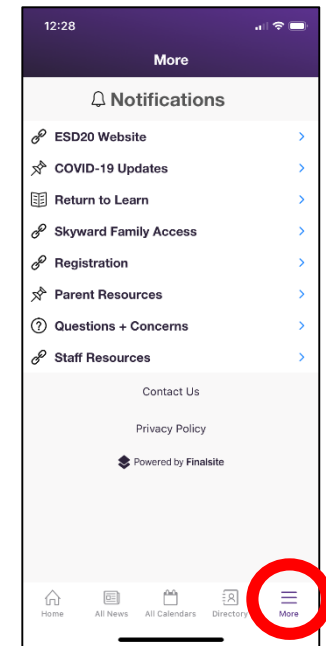
Staff Directory

*District + School Staff Contact Information
(Scroll down or search)*



More Resources

Links to website, district help, parent forms + other resources





KEENEYVILLE DISTRICT 20 MOBILE APP

If you have questions, or need help
please send an email to

info@esd20.org

