

**LOWER SCHOOL
TECH ORIENTATION
FOR VIRTUAL START
-PARENTS-**



AGENDA

- Systems overview
- School-owned iPad rollout
- How parents will get to the LMS for daily directions
- How to get to Teams for video conferencing with your child's teacher
- How to get to SeeSaw
- How to get help

SYSTEMS OVERVIEW

Senior Systems:
MyBackpack/Student
Accounts/Learning
Management System (LMS)


Microsoft Teams

SeeSaw



GENERAL INFO ABOUT THE SCHOOL IPADS

HOW TO GET TO LIVE VIRTUAL CLASSES



The screenshot displays the Microsoft Teams mobile application interface. At the top, the time is 3:19 PM on Thursday, August 27, and the battery level is at 84%. The main screen shows a team channel named "20-21 Lower School Kindergarten" with a "General" sub-channel selected. The channel content area is currently empty, displaying the message: "No one has sent any messages yet. Try @mentioning the people you want to participate in this channel." The bottom navigation bar includes icons for Activity, Chat, Teams (which is highlighted), Assignments, Calendar, Calls, and More.


- 20-21 Lower School Kin...
 - General
 - Art
 - Japanese
 - Music
 - PE
 - Rice Homeroom
 - Sample Homeroom
 - Science
 - Spanish
 - See all teams

Sample Homeroom

20-21 Lower School Kindergarten

Posts Files More

New channel meeting
Meeting started

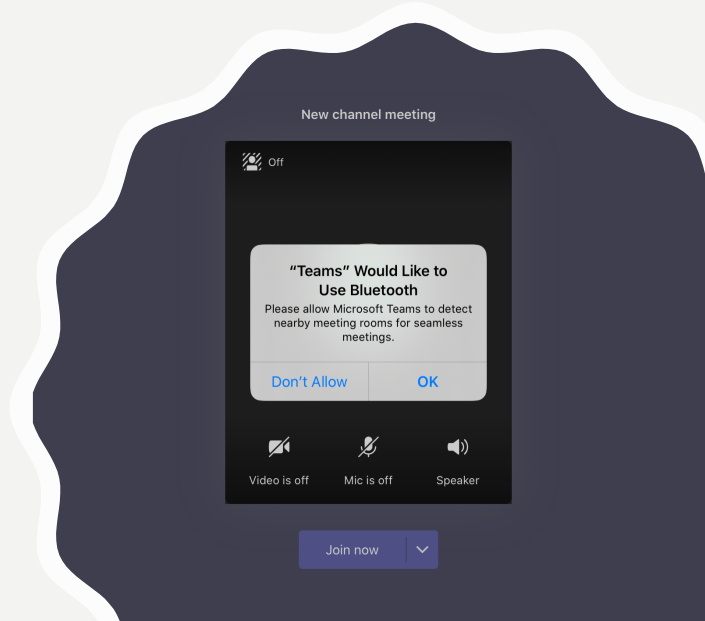
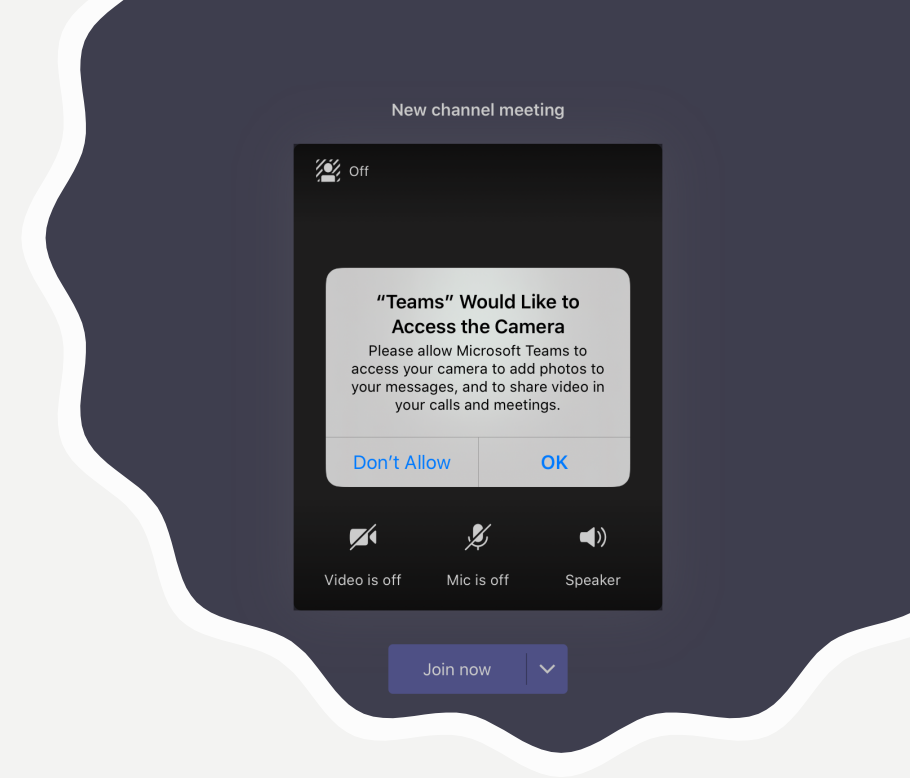


Join

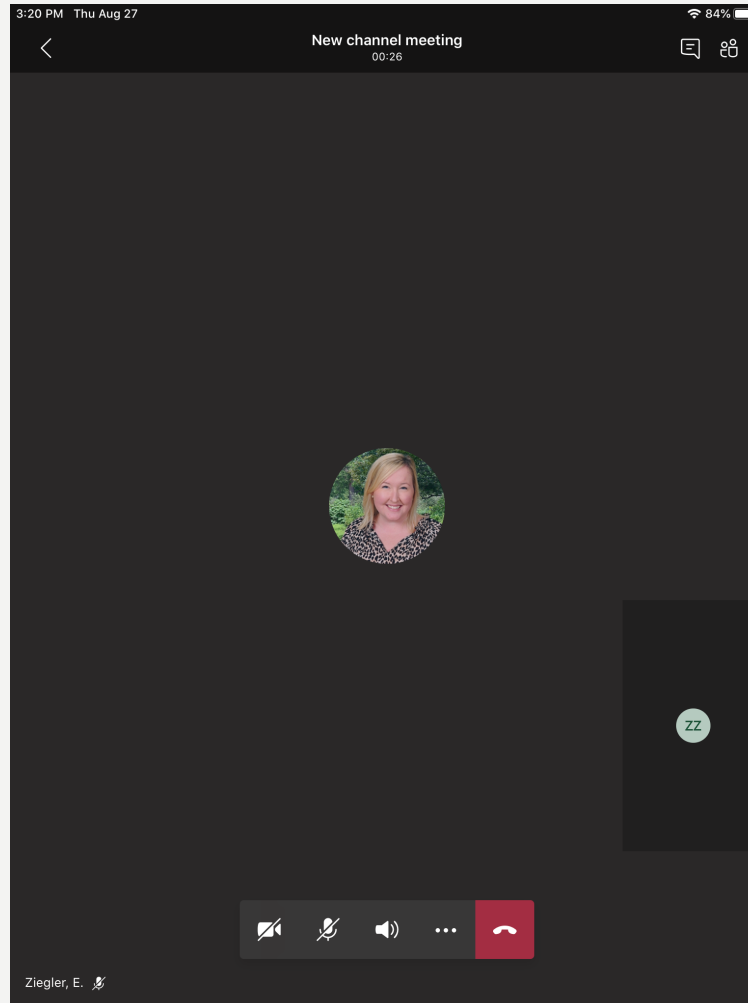
Reply

New post

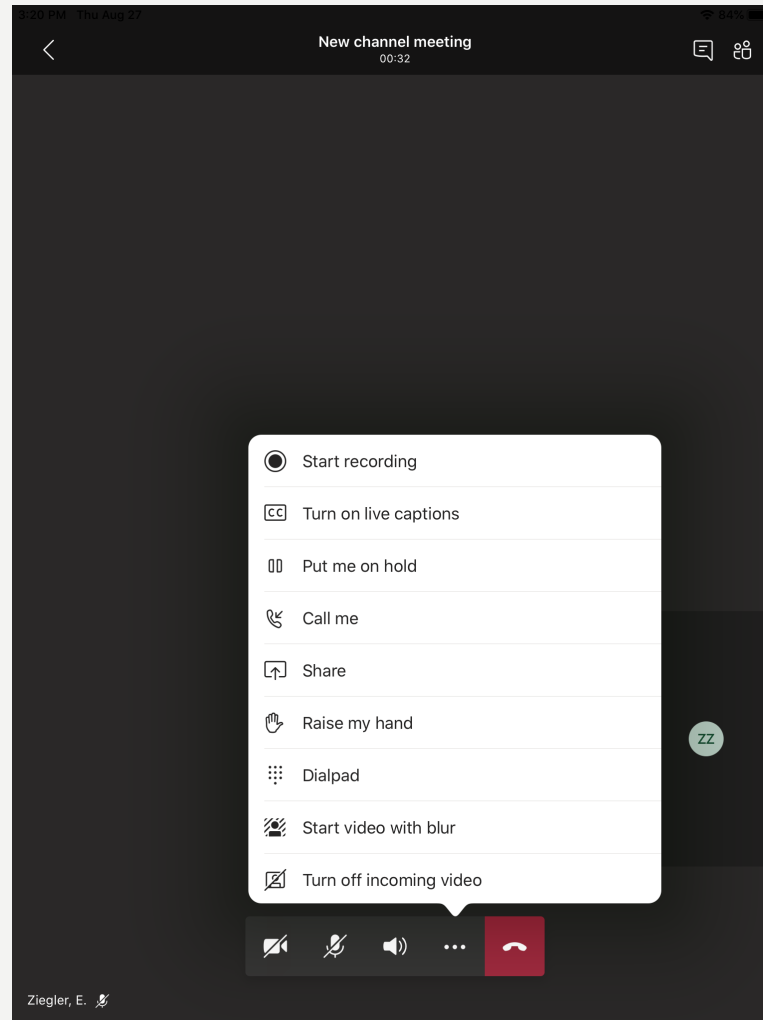
MESSAGES YOU MAY GET



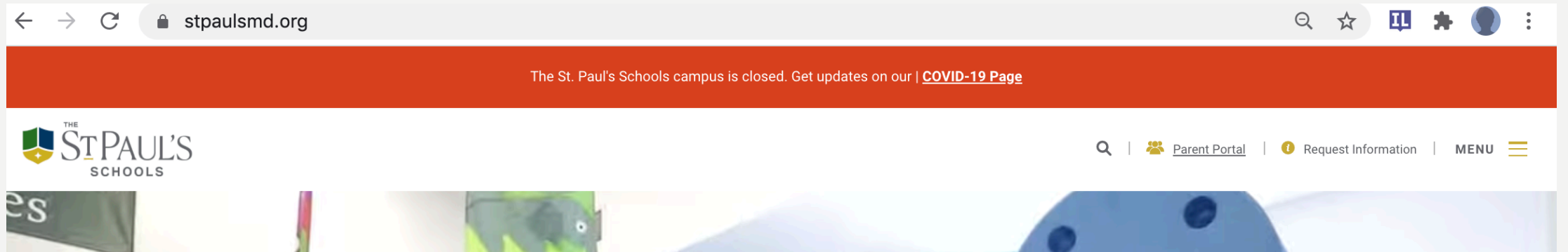
WHAT YOU WILL SEE WHEN YOU FIRST GET TO A VIRTUAL MEETING



HOW TO RAISE YOUR HAND AND BLUR BACKGROUND



TO GET TO DAILY BULLETINS (YOUR PARENTS WILL DO THIS, AND DIRECTIONS ARE BEING SENT TO THEM)



GET TO PARENT PORTAL AND CLICK ON HOMEROOM

The screenshot shows the Parent Portal of The St. Paul's Schools. At the top, there is a navigation bar with a user profile for Lauren Ziegler, links for Portal and Groups Dashboard, and Admin Login and Logout options. Below this is the school's logo and a search bar. A secondary navigation bar contains links for Calendar, Parent Directory, Faculty/Staff Directory, Student Accounts & Grades, FACTS, Magnus Health, and Summer Work. The main content area is titled "Parent Portal" and includes a welcome message: "Welcome to the Parent Portal of The St. Paul's Schools. Below you may filter information by division." Three buttons are provided for filtering: "SPPL PARENTS' ASSOCIATION", "SPSG PARENTS' ASSOCIATION", and "SP PARENTS' ASSOCIATION". A central logo is displayed below these buttons. The page is divided into two columns: "Academics" and "Athletics". Each column contains links for "Tech Resources for Students" and "Groups Dashboard". Under "Academics", there is a link for "Rice Homeroom" and another "Tech Resources for Students" link. Under "Athletics", there is a link for "Rice Homeroom" and another "Tech Resources for Students" link.

Lauren Ziegler | Portal | Groups Dashboard | Admin Login | Logout

THE ST PAUL'S SCHOOLS

Parent Portal | Request Information | MENU

Calendar | Parent Directory | Faculty/Staff Directory | Student Accounts & Grades | FACTS | Magnus Health | Summer Work

Parent Portal

Welcome to the Parent Portal of The St. Paul's Schools. Below you may filter information by division.

SPPL PARENTS' ASSOCIATION | SPSG PARENTS' ASSOCIATION | SP PARENTS' ASSOCIATION

Academics | Athletics

Tech Resources for Students | Groups Dashboard | Tech Resources for Students | Groups Dashboard

Zoe | Zoe

Rice Homeroom | Rice Homeroom

Tech Resources for Students | Tech Resources for Students

BULLETINS WILL SHOW YOUR DAILY ASSIGNMENTS

Sample Class Home Calendar Gradebook Resources DropBox Bulletins Discussions Members +

Home Page: Copy To Copy From



This is your sample class. Welcome to our class. This is where a general introduction to the class and welcome message will be located for all of your classes

Bulletins Manage Bulletins

Monday Sept 7 Emily Ziegler 8/30/2020 02:51 PM

Ms. Smith's Homeroom	
Date: 8/25/2020	
Morning Meeting	1. Login to Teams for the meeting at...
Literacy/Phonics	1. Login to Teams for the mini lesson at 9:00 2. Read independently for 20 minutes and complete stop and jot 3. Take a picture of your stop and jot and post it in Seesaw 4. If your small group is meeting today, join Teams at your designated time.
Math	1. Login to Teams for your Math mini lesson at 11:00 2. Complete page 34 in your Math Workbook 3. Take a picture of your work and post it in Seesaw 4. If your small group is meeting today, join Teams at your designated time.
Social Studies/Writing Learning Activities with instructions & links:	1. Watch video linked here and in Seesaw 2. Complete activity posted in Seesaw
SAT Assignment	Please check Seesaw for your assignment from (SAT name)
My day is done when I have...	<input type="checkbox"/> Submitted literacy work to Seesaw <input type="checkbox"/> Submitted math work to Seesaw <input type="checkbox"/> Submitted social studies/writing work to Seesaw <input type="checkbox"/> Submitted SAT work to Seesaw


HOW TO GET TO SEESAW



WHAT YOU SHOULD SEE

The image shows a mobile application interface. The top left corner displays the time '2:18 PM' and the date 'Sun Aug 30'. Below this, a user profile card for 'Zoe Ziegler' is shown, with a small hedgehog icon and the text 'Student - 7 classes'. The main header area is titled 'Activities'. The central part of the screen features a circular illustration of a man with dark skin and hair, wearing a white shirt, holding a tablet. The tablet screen shows a 'Test Results' chart with four bars of different colors (green, yellow, red, blue) and a 'Pass' label. Below the illustration, the text reads 'Great Job!' and 'There are no activities waiting for your response.' On the right side of the screen, there is a blue header with a white box containing 'R2', followed by 'Rice 2020-2021' and 'Student'. Below the header is a navigation bar with three icons: 'Journal' (book icon), 'Activities' (lightbulb icon), and 'Inbox' (speech bubble icon). Underneath the navigation bar is a 'To Do' list with a green plus icon and a folder icon. The list contains three items: 'To Do' (with a green plus icon), 'In Progress' (with an orange checkmark icon), and 'Done' (with a green checkmark icon). The bottom of the screen shows several empty white rows, suggesting a scrollable list.

2:19 PM Sun Aug 30

Zoe Ziegler - Student 

Sign Out

Ar Art-K-Rice

Ja Japanese-K

Mu Music-K-Rice

PE PE-K

R2 Rice 2020-2021

Sc Science-K-Rice

Sp Spanish-K



Scan QR Code

Zoe Ziegler
Student - 7 classes



R2

Rice 2020-2021

Student



Journal



Activities



Inbox

Messages

Notifications



Class Announcements



Announcements from
appear h

81%

IF YOU NEED HELP

- Contact helpdesk@stpaulsmd.org
- Let your child's teacher know and they can tell the tech team