

Get the APP!!!




Q ParentConnection

Aequitas Solutions, Inc. Education

E Everyone

 This app is compatible with your device

 Add to Wishlist

Why get the app?

- Report your student's absent
- Upload Documents
- Update your information
- See all your student's information at once.
- And more....



How do I get the app?

- Go to google play or the apple app store
- Search "Aequitas Solutions"
- Install the app
- Click on "Connect to school District"
- Select

State: California

County: Santa Barbara

District: Lompoc USD

- Click on the gray button that says "Enter ParentConnection"
- Login using your PIN and password..

How to Log in to Parent Connection for the first time

Step 1)


Go to www.lusd.org. On the upper right hand corner of the website you will see a menu selection called "Q Connect". Place your mouse over that menu and select the option that says "Parent".



Step 2)


This will take you to Parent Connection. Click on "Reset Your Password" if this is your first time logging into Parent Connection or if you have forgotten your password.

****Warning: If you did not provide your personal e-mail address to your school when you enrolled your student(s) then please contact your school and they will add it to your profile.****



Step 3)

Enter your email address and a link will be sent to your personal email allowing you to reset your password.



Step 4)

You will receive an e-mail that looks like the example below with a link. Please click on the link and follow the prompts.



Step 5)

Write down your PIN number because you will need it to log in to Parent Connect. Select a password that you will remember and press the "submit" button.

Lompoc Unified School District
ParentConnection Reset Password

Account Name:
PIN: 2041275
Email Address:

Note: Enter the new password you want to use.

New Password:
Confirm Password:

NOTE: If you are having trouble logging in, please contact the help desk at (805) 437-2222 or helpdesk@lpsd.net

[Submit](#) [Back](#)

Step 6)

Once you click submit you will be re-directed to the login screen where you will enter your PIN and password.

 ParentConnection

ParentConnection Login

PIN:

Password:

[Log In](#)

[Reset Your Password](#)

