

## What are the “basics” of Canvas? How can I support my student?

*This information is based on what the student will see in their account/course in Canvas. Please know parents/observers can't submit any assignments/discussions/quizzes for their student(s). You can sit side by side with them and walk through these important tools/steps while they are on the student side of the platform.*


### Modules

This is how your teachers will organize your lessons. This could be done by weeks or by units. Help make sure your student is on track by monitoring the Modules they have completed.



### Next and Previous Buttons

At the bottom of each lesson/page you will see the navigation buttons, Next and Previous. Use these to navigate to the next lesson or go back to a previous lesson.



### Assignments

In this type of lesson your teacher will ask students to upload a file, write in a textbox, or record a video/audio response.





# CANVAS

## FOR PARENTS/FAMILIES



### Submitting an Assignment

This button will appear at the top of an Assignment. Once a student has gone through a lesson and they are ready to complete the assignment, click this button to submit the file or to type the response in a textbox

Submit Assignment

### Submission notification box

After an assignment has been completed and submitted to Canvas they will see a submission notification box to the right of the lesson page. This lets them know the submission has been turned in successfully.

#### Submission

✓ **Submitted!**

Aug 11 at 11:25pm

[Submission Details](#)

[Download Screen Shot 2020-08-11 at 11.22.52 PM.png](#)

Comments:

No Comments



# CANVAS

## FOR PARENTS/FAMILIES



### Re-submit Assignment

If the teacher has enabled resubmissions, the submit button will turn into a re-submit button at the top of the page. Only use this button if the student needs to update their last submission or if the teacher asked you to resubmit the assignment in their feedback.

Re-submit Assignment

### Discussions

This is a forum assignment in Canvas. It allows for the teacher and classmates to have a discussion. To respond, the student must select reply and type their answer. Sometimes the teacher will require a response from the student before they can see other students' responses. Teachers might also require students to engage in a discussion with a certain number of students to get credit for the discussion. Please note that students can respond with typed text, audio recordings, or video recordings in these discussions.

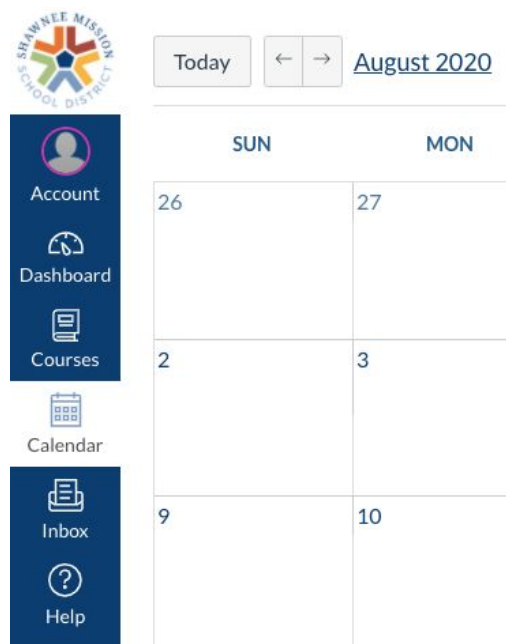


**1.1 Discussion: [Title Here]**

0 pts


### Canvas Calendar

This is a calendar that will show your school assignments and when they are due. It will cross off assignments as your student completes them. This calendar does not have school events listed, only school work.



### Canvas Help Menu

By clicking on the ? button there are many ways to get help and resolve questions you might have about Canvas. You can access the online help guides, chat support, phone support, or most importantly communicate with the teacher directly inside of Canvas. This set of tools will resolve most issues and the support community of Canvas users is very helpful. If this doesn't provide you the answer you are looking for, always reach out to your school administrator.



**For a basic overview of Canvas and the functions you can use as an observer, click the image below for a brief tour of Canvas...**



# CANVAS

## FOR PARENTS/FAMILIES



### Tutorial Video Series

- OBSERVER -

## Canvas Overview



04:01

📶 CC ⚙️ :: vimeo