



Summer Bridge

Module 4

**Academic
Excellence**

Safety

Partnerships

**Early
Learning**

Operations



What have we learned so far?

- During the previous three modules
 - We examined inspiration and what brings you inspiration and the balance of your Personal Bank Account.
 - We examined what it means to be an independent learner and how to be proactive and begin with the end in mind.
 - We looked at organization, from your study spot, to your material, time and thoughts including the 4 R's of note-taking: record, revisit, revise, and reflect.

**Academic
Excellence**

Safety

Partnerships

**Early
Learning**

Operations 

What's the Plan for Module 4?

- In this fourth module, we are going to look at:
 - Putting first things first
 - Prioritizing your time and efforts
 - Effective collaborating with other students

**Academic
Excellence**

Safety

Partnerships

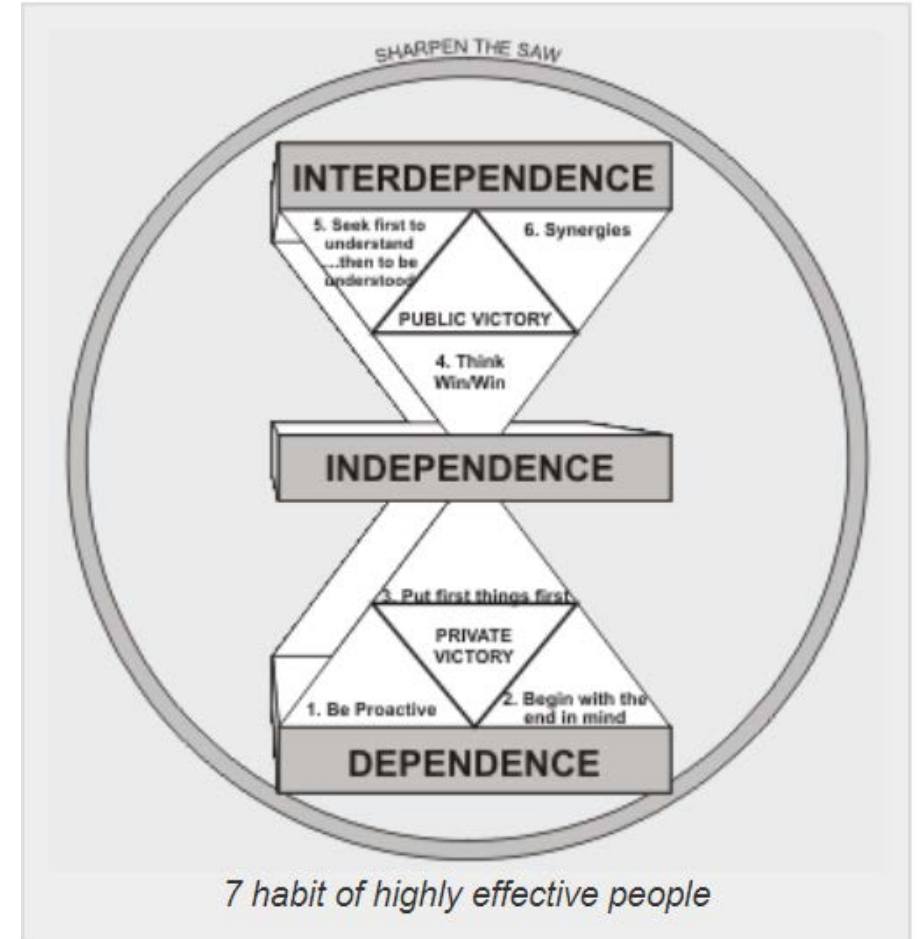
**Early
Learning**

Operations 

Independent Learners

- One of the goals of Summer Bridge is prepare students to be independent learners.
- With school starting on-line and students learning from home, the importance of being an independent learner is even more critical.
- As we learn the strategies in the rest of the modules, remember the goal:

To Become an Independent Learner!



**Academic
Excellence**

Safety

Partnerships

**Early
Learning**

Operations



Where Do We Begin?

At this time, please pause the video and think about the following questions:

- Think about your Mission Statement from Module 3? What did you say you wanted to accomplish?
- Now, what does a day look like for you? Write out, hour-by-hour, what your schedule looks like? Where do you spend most of your time?
- How aligned is your Mission Statement with how you spend your time?

Please give yourself a few minutes to think about these questions before restarting the video.



**Academic
Excellence**

Safety

Partnerships

**Early
Learning**

Operations 

Put First Things First

- Along with being proactive, beginning with the end in mind, putting first things first can help students become independent learners.
- Please stop the video here and complete the reading on Put First Things First. As you read, think about the following questions:
 - When you look at the daily schedule, what Quadrant do you spend most of your time?
 - How might you need to shift your priorities to reach the goals you have and achieve what you laid out in your Mission Statement?
- You may also enjoy watching the video on [the 4 Quadrant Week](#) that is on the main page.

**Academic
Excellence**

Safety

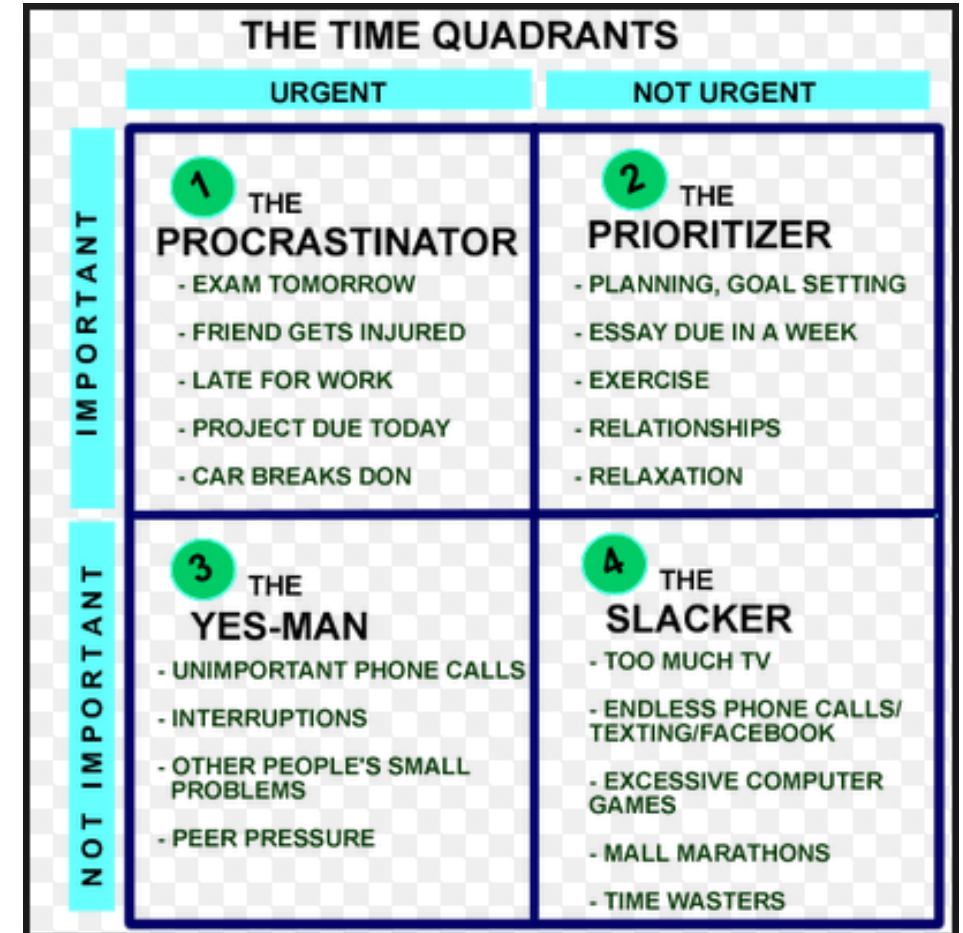
Partnerships

**Early
Learning**

Operations 

Something to Highlight

- Everyone has the same number of hours in a day. The challenge is how to prioritize your time so that you reach the goals you have for yourself.
- The quadrants show how many of the ideas of Summer Bridge come together:
 - Having a mission and goals means organizing your time, materials, and space to achieve them. It also means setting clear boundaries and priorities each day.



Academic
Excellence

Safety

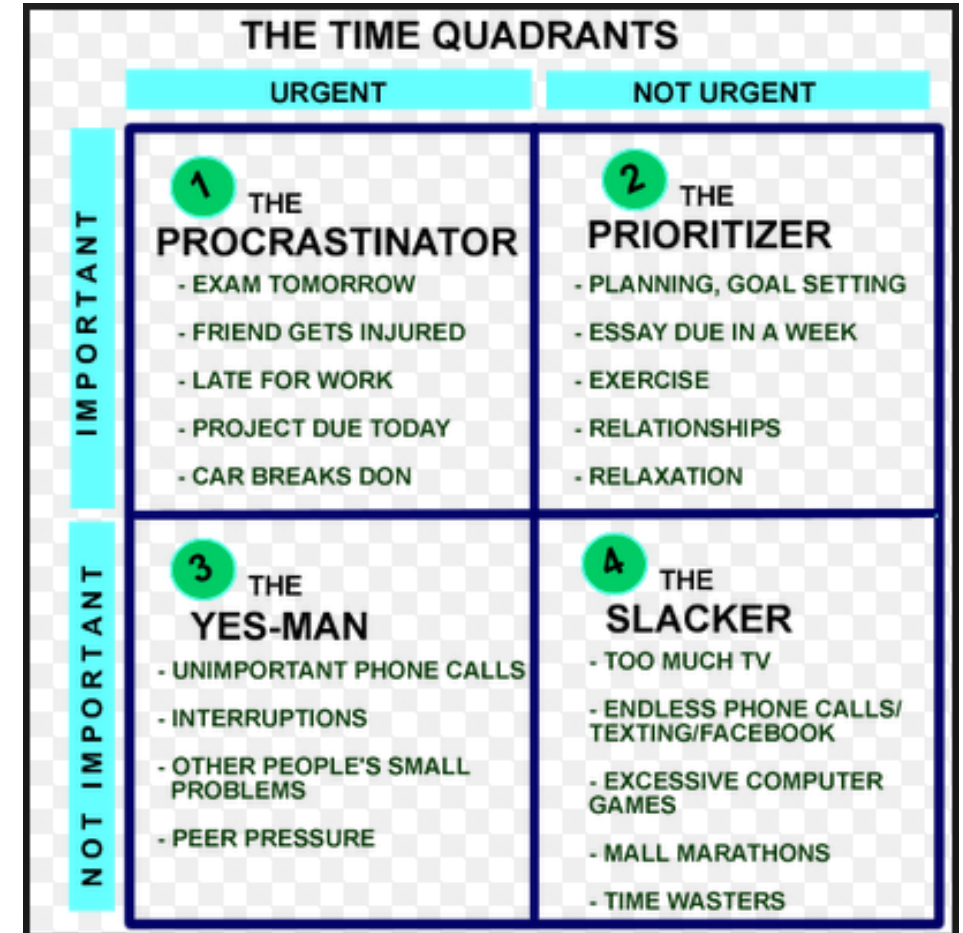
Partnerships

Early
Learning

Operations 

Something to Highlight

- This all has to be based on your personal goals and mission. Every choice with your time has a trade-off
- Time doing school work may mean less time for family friends, Netflix, video games, or sports.
- Being an independent learner means creating your own plan and being accountable to yourself to achieve it. It also means sharing it with those around you so they can support you!



Academic
Excellence

Safety

Partnerships

Early
Learning

Operations 

Getting Help

Now that you have done the work to better understand your goals and your mission, it is now time to determine how to enlist others to help you.

At this time, please pause the video and think about the following questions:

- How are you planning to connect with other students in your classes? Who might you reach out to for support?

Please give yourself a few minutes to think about these questions before restarting the video.



**Academic
Excellence**

Safety

Partnerships

**Early
Learning**

Operations 

Setting Up Collaboration

- Many of you have experience working with others in groups.
- By knowing your goals and mission, you are going to be much more successful in setting up opportunities to work with your classmates.
- There are some resources for setting up collaboration on the main page, but we are going to quickly highlight the components of effective collaboration.

**Academic
Excellence**

Safety

Partnerships

**Early
Learning**

Operations 

Effective Collaboration

- Establish positive and productive communication
 - This includes both verbal and non-verbal communication. Make sure to involve everyone in the group and listen to each other.
 - Remain positive and supportive
 - Establish clear expectations about how you will communicate with each other – email, text, phone, TEAMS, Zoom...
- On Task Behavior
 - Make sure everyone focuses on the task at hand. Your time together is valuable!

Effective Collaboration

- Equitable Work
 - Make sure to divide up responsibilities fairly and early in the process
 - Be willing to listen to all ideas and decide, as a group, which idea (or combination of ideas) is best.
- Task Analysis
 - As a group, determine the requirements of the task, the tools necessary, and estimate the amount of time needed.
 - Come up with goals and clear agreements to complete the task

Effective Collaboration

- Leadership
 - Determine the leadership structure (if any) or group roles at the beginning of the task.
 - Encourage others and Identify team strengths and interests, and distribute work accordingly.
 - Share the leadership when needed
- Conflict Management
 - Have specific strategies for addressing conflict. Discuss with the group what happens if certain tasks are not completed
 - Use tools that can help with conflict. There are some on the main page!

Effective Collaboration

At this time, please pause the video and think about the following questions:

- How will you take the lessons learned from Summer Bridge and use them in collaboration with your classmates?

Please give yourself a few minutes to think about these questions. There are also resources for collaboration on the main page.



**Academic
Excellence**

Safety

Partnerships

**Early
Learning**

Operations 

End of Module 4

- Thank you for taking the time to complete Module 4!
- Please stop the video and complete the reflection so we can know what you thought!



**Academic
Excellence**

Safety

Partnerships

**Early
Learning**

Operations 