

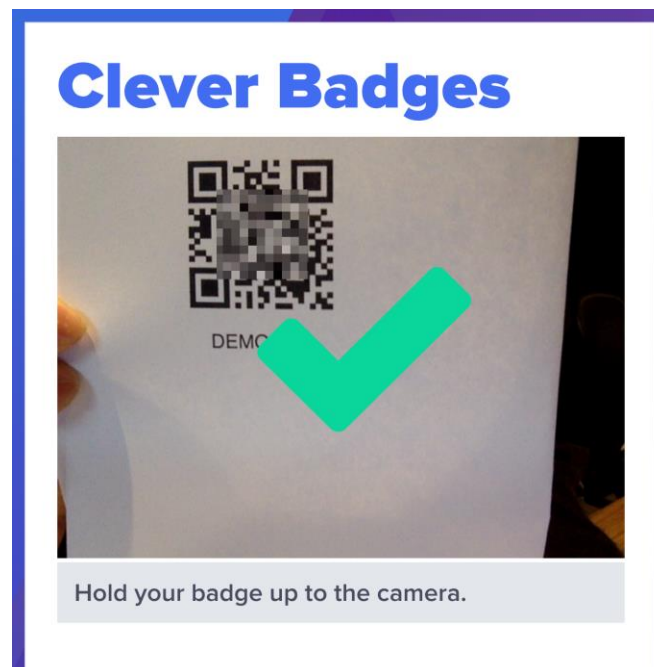


**Every TPS student will be issued a Clever ID Badge. Once you have the badge, signing into Canvas will be easier and faster!**

**What is Clever?** Clever is a tool that allows students to use one login to access all of their district learning applications in one place. With Clever, you only have to remember one username and password, or use a Clever Badge, to log into all your applications.

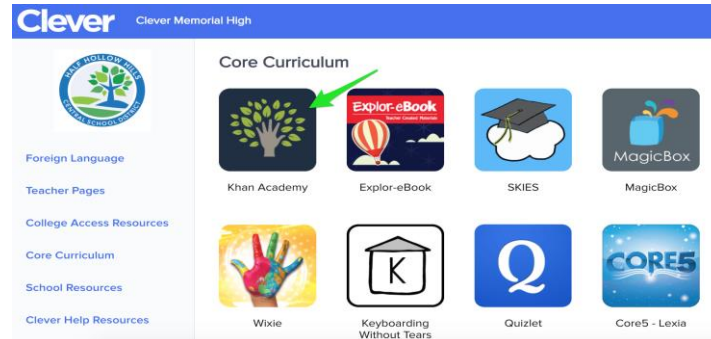
**What can students access in Clever?** Students can access all district wide online applications that are used to support their learning. This includes Canvas and Edmentum, the primary tools that teachers will use to share, track, and assess digital assignments with their classes.

**Step 1: On a TPS Chromebook,** power on the device and hold your Clever ID badge up to the computer's camera. **On personal devices,** navigate to [www.clever.com/badges](http://www.clever.com/badges) and click "Allow" in the browser prompt to give Clever access to their camera. The webcam will activate, and you may hold your Badge up to the camera. Once the code is scanned the screen border will flash green. You will then be redirected to their Clever Portal.



# Clever

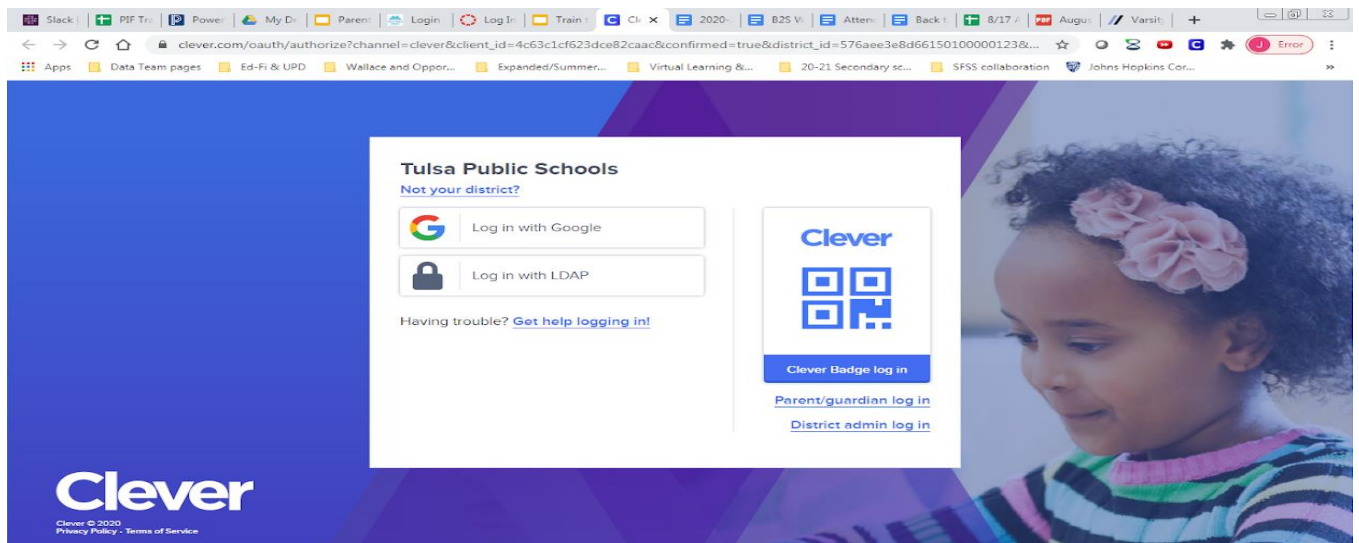
**Step 2:** You are now logged into the Clever Portal. You may click on the application icon that you would like to use, including Canvas.



You can log in using this link: <https://clever.com/in/tulsa>

Students will use their School badge through their computer video; students display badge in front of the camera device

\*If a problem with the badge exists - Students use the “Log in with Google” button and use their Google 'K12' email address for their username and their student ID number as their password.



To access student grades and attendance: <https://powerschool.tulaschools.org>

Each parent can create an account using the Web ID and Password letter for Parents

Already have an account and need some help:

<https://supersaturday.wufoo.com/forms/mva9xan0595bf9/> or Powerschool Assistance

