

Beginning of Year How Tos and Guides

SY 2020 - 2021

Contents

How to Log In to your computer.....	1
What to do on the 1 st day of school.....	2
What is Skyward?.....	3
Online behavior expectations and consequences	4
How to use HERO	5
Uniform Policy Update.....	5
School Supplies	6
Como acceder tu computadora	7
Qué hacer el primer día de clases.....	8
Que es Skyward.....	9
Expectativas y consecuencias del comportamiento en línea	9
Como usar HERO	10
Actualizacion de Poliza de Uniforme	11
Lista de Útiles Escolares	12

How to Log In to your computer



Step 1: Log on to your YES Prep device

Using your own device for virtual learning? Start at Step 2.

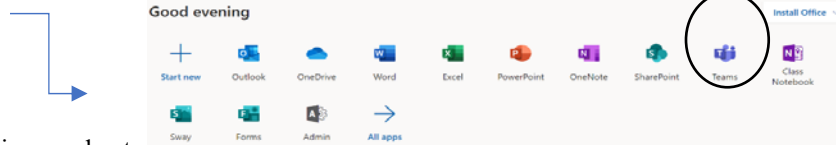
1. Power on.
2. Use the login credentials to login to your YES Prep issued device.

Step 2: Sign into Microsoft Teams

1. If your computer has Microsoft products installed, click on the Microsoft Teams icon (if you cannot locate this icon, follow step 4):
2. Login to Microsoft teams with your login name/email. Click next.
3. Enter your password. If you have not changed it, the standard password is: YesStudents17
4. If you cannot access Microsoft Teams through the icon you can always log in online.
 - a. Open a web browser (Chrome or Internet Explorer)
 - b. Go to www.office.com.
 - c. Click on the logo in the top right corner to sign in



- d. Then enter your Teams login name/email. Click next.
- e. Enter your password. If you have not changed it, the Standard password is: YesStudents17
- f. Once you are fully logged in, you will see something like this:



- 5. Click on the Teams icon and get started!

Student Technical Support

Having trouble logging into your YES Prep issued device or Microsoft Teams account?

If your username and/or password is not working, please complete the survey at <http://tinyurl.com/braystechsupport> which is accessible through any internet browser, smart phone and computer. Your campus operations teams will reach out to you via phone once your password is reset.

- 1. If you are unable to complete the survey, please call 6th-7th grades: Ms. Garcia 281-546-3186, 8th-9th grades Mr. Basham 281-684-7197, and 10th-12th grades 346-813-7390 or email braysoaks@yesprep.org for support.

Having trouble completing assignments, accessing platforms, website, or having computer issues?

- 1. Reach out to your Grade Level Chair via Microsoft Teams and you can complete the survey at <http://tinyurl.com/braystechsupport>.
- 2. If you are unable to turn on your computer or have a black screen, please complete the survey at <http://tinyurl.com/braystechsupport> or contact (713) 967-8400.

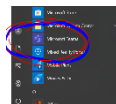
What to do on the 1st day of school

The first day of school for all students is on Monday, August 24th. You will receive a Teams message from a teacher with your schedule by Friday, August 21st.


Students will have their first synchronous or “live” class starting at 8:30 am. In order to access instructions for the day, students need to log in by 8:30 am doing the following steps.

Step 1: Turn on computer and log in using YES Prep Username and Password.

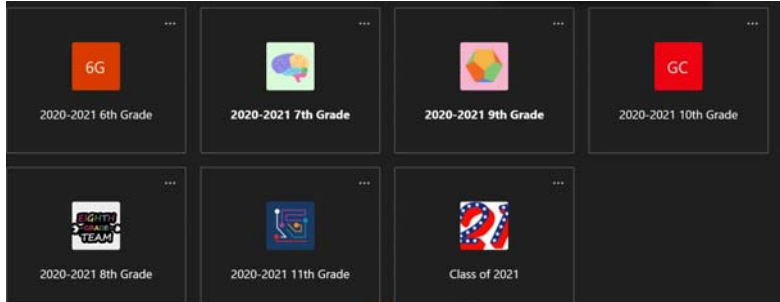
Step 2: Open the Teams app.



Step 3: Once the Teams app is open, click on the Teams icon on the left hand side.



Step 4: Find your teams page and click on it to enter. Click on the link for your grade to be directed to your Teams page.






- [6th grade](#)
- [7th Grade](#)
- [8th Grade](#)
- [9th Grade](#)
- [10th Grade](#)
- [11th Grade](#)
- [12th Grade](#)

Step 5: Click on the correct link button in the “Links to Join Groupings” box for the session and wait for next steps from your Grade Level Chair.

Time	Session Name	Links to Join Groupings	Other Notes/Resources
		Last Name A-L	
		Last Name M-Z	

What is Skyward?

Skyward is the new information system that YES Prep is using. Login in to Skyward will allow parents to see student’s grades, schedules, attendance, GPA and so much more. Basic instructions on how to log in are included below. To find the parent guide with further instructions please visit this webpage, <https://tinyurl.com/YESPreparentguide>.

<p>1) An email has been sent to you from Skyward with a link and log in information to Family Access.</p>	
<p>2) Please use Google Chrome to access the site or access via your mobile browser: https://skyward.iscorp.com/YESPrepTXStuSTS/</p>	
<p>3) Once you log in, you will see tiles on your home page. Click on the "YES Prep School Program Option" tile.</p>	

Online behavior expectations and consequences

Students are expected to maintain respectful online behavior towards staff and peers. When students do not meet the expectations stated above, parents will be contacted for next steps. Students will receive a session on what to expect during the first days of school.

	Safety: Hands, Bodies, and Technology	Focus on Community Learning	Kind Words and Actions
<p>Community Norms</p>	<p>Community members use hands, bodies, and technology in a safe and kind manner that protects self, others, and the group.</p> <p>Community members also follow safety protocols in order to care for self and others.</p>	<p>Community members limit distracting behaviors that prevent themselves or their peers from learning.</p> <p>Community members learn together and support one another.</p>	<p>Community members use words and actions that lift others up in virtual and in in-person spaces.</p>

	Safety: Hands, Bodies, and Technology	Focus on Community Learning	Kind Words and Actions
<p>Behavior (Demerits in HERO)</p>	<p>Demonstrates safe behavior towards self, others, and technology.</p>	<p>Preserves an on-topic learning environment.</p>	<p>Communicates and acts using appropriate and kind language to peers and teachers</p>

How to use HERO

HERO gives you real time information – such as when your student earns a demerit or a detention, and when it should be served. HERO encourages positive student behavior choices as well. When students demonstrate HERO behaviors, they may earn points toward exciting incentives.

We invite students and parents to register your own HERO account, so we may keep the lines of communication between home and school open. Once you register online, you may download the HERO app to receive push notifications about your student’s HERO behavior throughout the day. Students and Guardians will each have a unique Hero login account.



IF YOU HAVE A HERO ACCOUNT FROM LAST YEAR – YOU DO NOT NEED TO REGISTER AGAIN.

IF YOU DO NOT HAVE A HERO ACCOUNT, FOLLOW THESE STEPS - To register, follow these easy steps:

- Go to <https://access.heropowered.com>
- Select the parent or student button
- Click “Create An Account”
- Enter name, your email address, choose a password, click “Create user”
- Click “Add Student”
- **Choose “No” to add your student using their ID Number, Date of Birth, and Last Name**

Parent/Guardian—If you would like to request additional information or have any questions regarding the use of HERO, please contact your Dean of Students.

Download the Hero App—Once you register online, you may download the HERO app from the iTunes or Google Play stores to keep track of HERO behavior history and Hero point balances **ON YOUR PHONE!**

HELPFUL LINKS:

For registration step-by-step instructions, go to: <http://www.herok12.com/resources/Hero-QSG-PSE-Parents.pdf>

Hero Parent + Student Engagement Tools <http://www.herok12.com/parent-student-engagement>

Uniform Policy Update

YES Prep will waive the uniform policy for students for the Fall Semester. YES Prep understands the COVID-19 pandemic may have created or increased the economic challenges our families face. We hope

that relaxing the uniform requirements will provide some relief for families as they prepare for this school year. While students remain online – **no uniform expectations** other than school appropriate.



The Uniform Policy is included for reference
What is free dress?

Any top, as long as it is school appropriate

Any outerlayer, as long as it is school appropriate

Bottoms – fingertip length or longer. No holes or athletic wear.

Closed toed shoes

ID badge worn at all time

School Supplies

Please know that given the unknown nature of COVID and potential financial implications, we are committed to being flexible with the school supply list in order to be responsive to family needs during his time. In the meantime, this is the basic supply list for all students to be able to be successful in an online learning environment, as well as an in-person environment.

Please click these links to access the supply lists for each grade:

[End of Year Packet Including School Supply List](#)

[Paquete para padres de fin de año, incluida la lista de suministros \(en español\)](#)

All 8-12th grade students are required to have a TI-Nspire graphing calculator for math class. (Do not purchase a “CAS” version as it is not allowable on assessments.