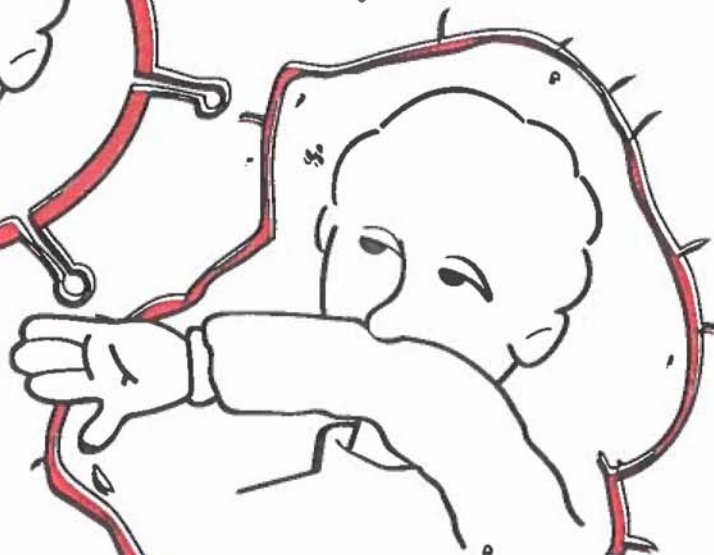
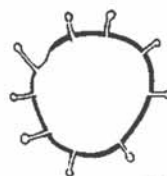



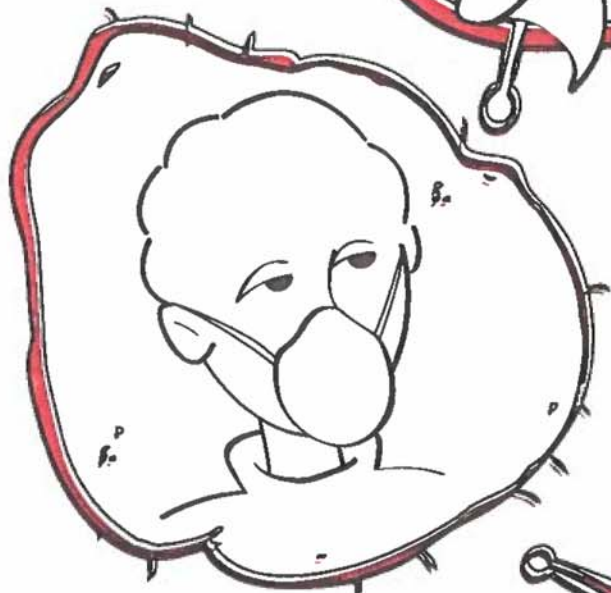
Cover Cough

— *Stop the spread of germs that can make you and others sick!* —

Cover your mouth and nose with a tissue when you cough or sneeze. Put your used tissue in the waste basket.



If you don't have a tissue, cough or sneeze into your upper sleeve or elbow, not your hands.



You may be asked to put on a facemask to protect others.



Wash hands often with soap and warm water for 20 seconds. If soap and water are not available, use an alcohol-based hand rub.



Use of Cloth Face Coverings to Help Slow the Spread of COVID-19

How to Wear Cloth Face Coverings

Cloth face coverings should—

- fit snugly but comfortably against the side of the face
- be secured with ties or ear loops
- include multiple layers of fabric
- allow for breathing without restriction
- be able to be laundered and machine dried without damage or change to shape

CDC on Homemade Cloth Face Coverings

CDC recommends wearing cloth face coverings in public settings where other social distancing measures are difficult to maintain (e.g., grocery stores and pharmacies), **especially** in areas of significant community-based transmission.

CDC also advises the use of simple cloth face coverings to slow the spread of the virus and help people who may have the virus and do not know it from transmitting it to others. Cloth face coverings fashioned from household items or made at home from common materials at low cost can be used as an additional, voluntary public health measure.

Cloth face coverings should not be placed on young children under age 2, anyone who has trouble breathing, or is unconscious, incapacitated or otherwise unable to remove the cloth face covering without assistance.

The cloth face coverings recommended are not surgical masks or N-95 respirators. Those are critical supplies that must continue to be reserved for healthcare workers and other medical first responders, as recommended by current CDC guidance.

Should cloth face coverings be washed or otherwise cleaned regularly? How regularly?

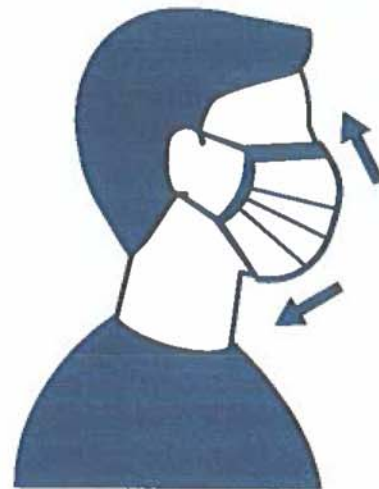
Yes. They should be routinely washed depending on the frequency of use.

How does one safely sterilize/clean a cloth face covering?

A washing machine should suffice in properly washing a cloth face covering.

How does one safely remove a used cloth face covering?

Individuals should be careful not to touch their eyes, nose, and mouth when removing their cloth face covering and wash hands immediately after removing.





Feeling Sick?

Stay home when you are sick!

If you feel unwell or have the following symptoms
please leave the building and contact your health care provider.
Then follow-up with your supervisor.

DO NOT ENTER if you have:



FEVER



COUGH



**SHORTNESS OF
BREATH**



[cdc.gov/CORONAVIRUS](https://www.cdc.gov/CORONAVIRUS)

Stop the Spread of Germs

Help prevent the spread of respiratory diseases like COVID-19.



Stay at least 6 feet
(about 2 arms' length)
from other people.



Cover your cough or sneeze with a
tissue, then throw the tissue in the
trash and wash your hands.



When in public, wear a
cloth face covering over
your nose and mouth.



Do not touch your
eyes, nose, and mouth.



Clean and disinfect
frequently touched
objects and surfaces.



Stay home when you are sick,
except to get medical care.



Wash your hands often with soap
and water for at least 20 seconds.



[cdc.gov/coronavirus](https://www.cdc.gov/coronavirus)



Hands that look clean can still have icky germs!

WASH YOUR HANDS!



This material was developed by CDC. The Life is Better with Clean Hands campaign is made possible by a partnership between the CDC Foundation, GOJO, and Staples. HHS/CDC does not endorse commercial products, services, or companies.



U.S. Department of Health and Human Services
Centers for Disease Control and Prevention