

# Google Classroom Help- Table of Contents:

Click on the links below to find the information you are looking for.

[To access your Google Classroom using Clever:](#)


[To access your Google Classroom from the site address :](#)

[Directions with Screenshots:](#)

[Accessing the Virtual Classroom in Google Classroom:](#)

## To access your Google Classroom using Clever:

1. Go to [grandmountain.wsd3.org](http://grandmountain.wsd3.org)
2. Click on the Clever links for students.



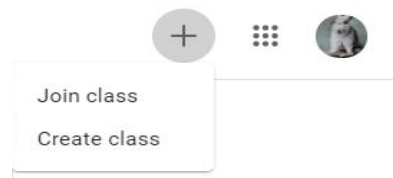
3. Click on the Clever icon.



4. Sign in with your student Google Account. (.wsd3.org)
5. Click on the **Google Classroom** icon.



6. If your teacher has already added you, or you have already joined the course, it will appear on your screen.
7. If **your teacher has given you a code** to join the class, **click on the plus sign** in the upper right hand corner of the screen.
  - a. Click on **"I'm a Student."**
  - b. Enter the code your teacher gave you.



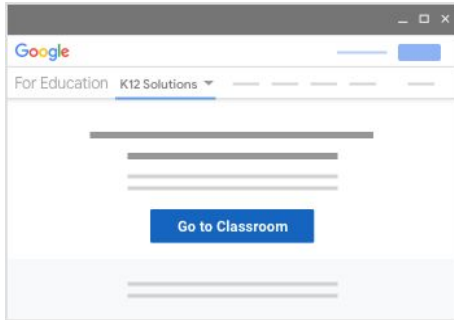
8. **Click on the class you want to enter.**

## To access your Google Classroom from the site address:

1. Log into your school Google account. (wsd3.org)
2. Go to [www.classroom.google.com](http://www.classroom.google.com)
3. If your teacher has already added you, or you have already joined the course, it will appear on your screen.
4. If **your teacher has given you a code** to join the class, **click on the plus sign** in the upper right hand corner of the screen.
  - a. Click on “I’m a Student.”
  - b. Enter the code your teacher gave you.**
5. Click on the class you want to enter.

## Directions with Screenshots:

1. Go to [classroom.google.com](http://classroom.google.com) and click Go to Classroom.



2. **Enter the email address** for your Classroom account and **click Next**.



3. **Enter your password** and click **Next**.
4. If there is a welcome message, review it and click **Accept**.




5. Click **I'm A Student** or **I'm A Teacher**. (You may not see this if you have used Google Classroom in the past.)




Note: Users with personal Google Accounts won't see this option- so if you didn't sign in with your school account, you won't be able to access the class.

6. Click Get Started or/then click the plus sign in the upper right hand corner and select join a class.
- Click on "I'm a Student."
  - Enter the code your teacher gave you.



7. Click on the class you want to enter.

## Accessing the Virtual Classroom in Google Classroom:



- When your teacher has enabled the virtual classroom, you will see the camera icon appear in the header for the class. It will also appear at the top of the page in the **"Classwork" tab**.
- Simply click on the icon/link and **be sure to mute your microphone**, but leave your camera on.



- Click **"Join now."**

