
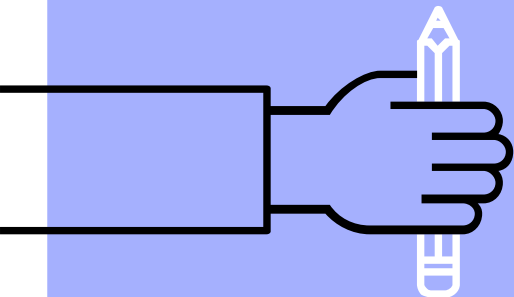
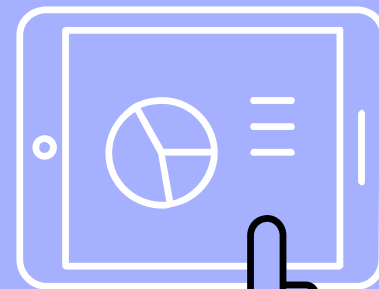
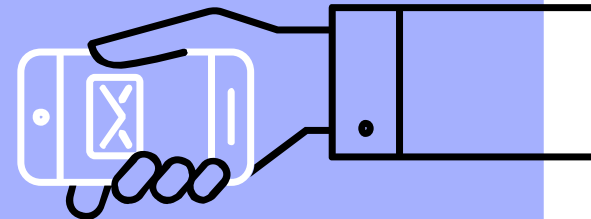
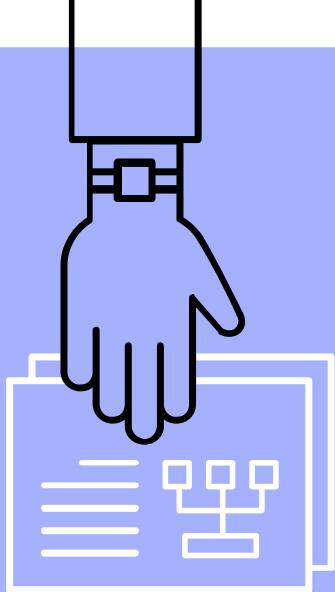


[LINK](#) to **RECORDING**
PASSWORD: n=DsLXc8

Cider Mill School Parent Forum August 11, 2020

[CM Blended Learning Plan](#)
[August 2020](#)

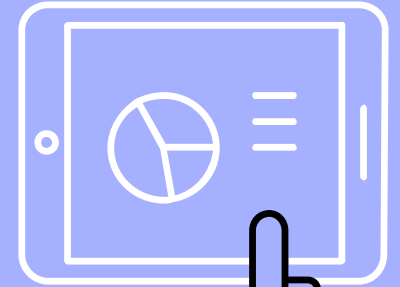
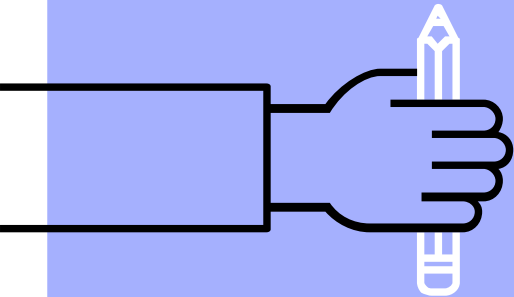
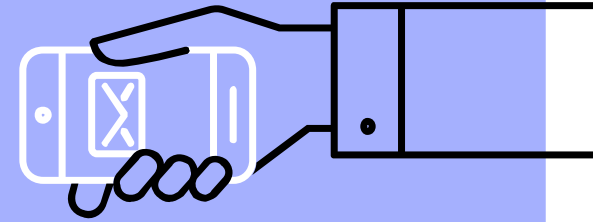



First Days Back

Students who opt for 100% Remote Learning should attend 8/26 or 8/28 virtually! Directions & a link will be shared to connect to the training. We will notify families of a system to pick up devices from school.

- **August 20th:** Meet the Teacher - (virtual) Zoom links to be shared by your assigned Grade-Level Team by August 19th.
- **August 24th:** New to District Students Welcome & Tours (afternoon hours; more info to follow)
- **August 26th:** ½ day for Cohort A
- **August 27th:** No Students (deep clean)
- **August 28th:** ½ day for Cohort B
 - SEL - community building activities
 - Meet all of your special area teachers and support staff
 - Learn key tasks in Schoology
 - Receive new Chromebooks
- **August 31st:** 1st day back for all students

Parent Option: 100% Remote Learning

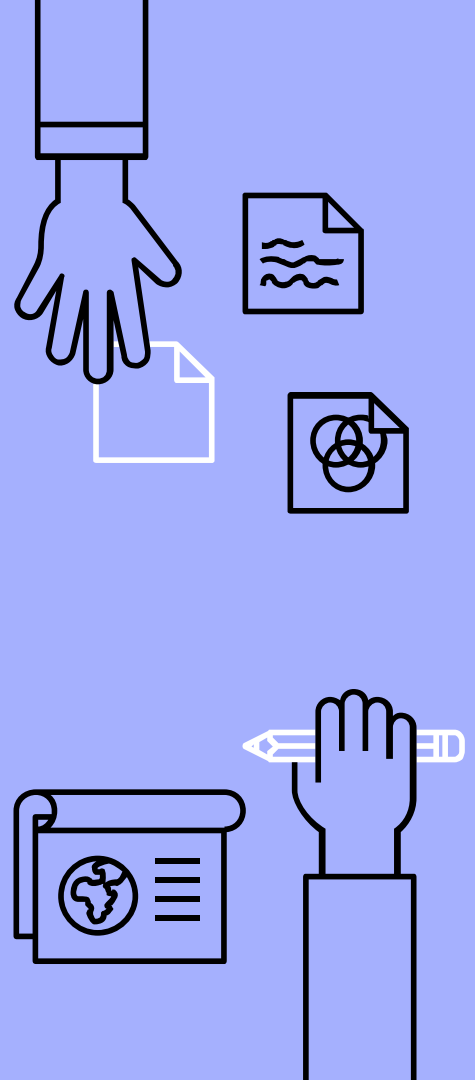


HEALTH & SAFETY

[WPS FAQ PDF
QUESTIONS](#)



[Click Here for
CSDE Adapt,
Advance,
Achieve -
Addendum 5](#)



Sample Full Day Schedule

- **Students on-site and remote will follow typical schedules for M/T and Th/F**
- **All students will learn remotely on Wednesday and follow a modified schedule (shortened day)**
- **The District has created a plan to adjust days to ensure equity of on-site learning for both cohorts (info to follow)**

SAMPLE CIDER MILL SCHEDULE - THIS IS NO PARTICULAR GRADE OR HOUSE
This schedule would be implemented for Plan A, and Plan B (M, T, Th, F)

7:20	Staggered ARRIVAL
7:50	Morning Meeting
8:00	Writing
8:40	Science/ Social Studies
9:10	Reading & Word Study
10:30	Lunch & Recess
11:20	Math
12:20	WIN / World Language
1:00	Special (PE, LLC, Music, Art)
1:50	Closing Circle
2:00	Staggered Dismissal
2:20	

Wednesday

- 7:50-12:00 P.M. - Remote ½ day learning (See sample →)
- 12:45 - 2:30
 - **Students** will engage in an independent academic and enrichment block. Paraprofessionals, special area staff and related service staff will be available at scheduled times to support learners, as needed. A more detailed schedule for students' Wednesday afternoon will follow.
 - **Teachers** will meet in IET meetings to discuss student work; monitor student progress, plan for instruction, and participate in professional learning.

Sample Half Day Schedule- Wednesdays

7:50	Morning Meeting
8:00	Writing
8:30	Science/ Social Studies
9:00	Reading & Word Study
9:50	Math
10:30	WIN / World Language
11:00	Special (PE, LLC, Music, Art)
11:30	Closing Circle

Attendance and Internet & Connectivity Issues



Curriculum, Grading, Assessment

Same for Plans A, B, C

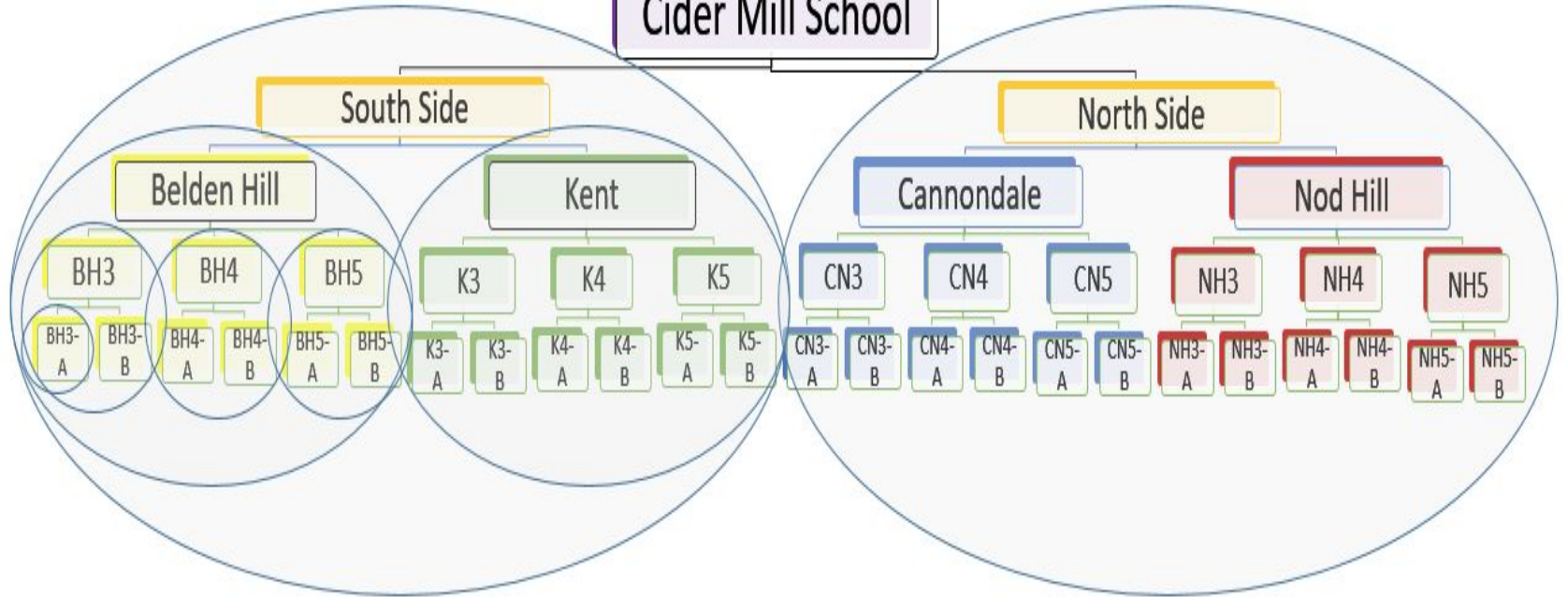
(and students who opt 100% Remote)

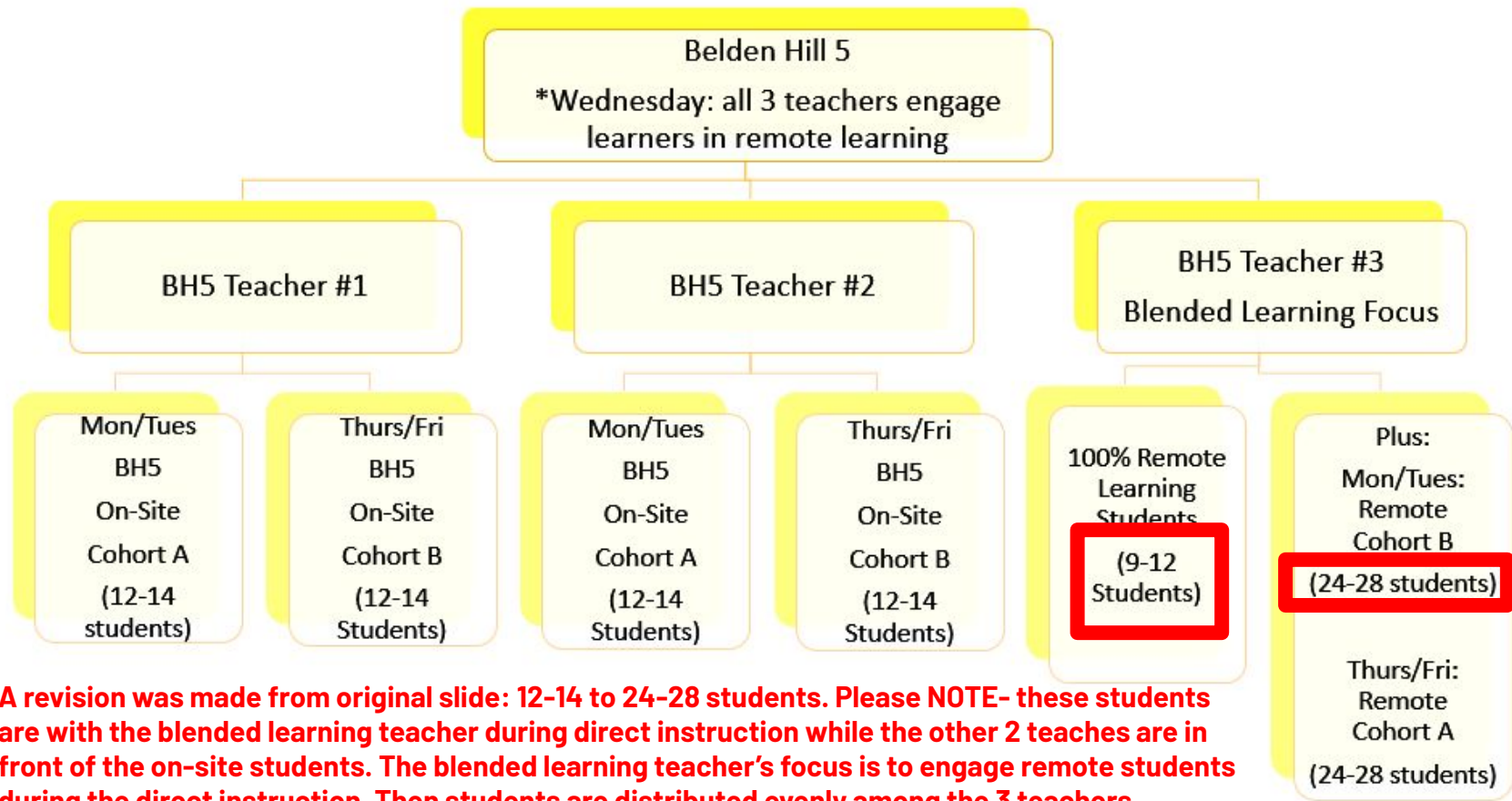


CM Hybrid Model : Cohorts & Team Structure



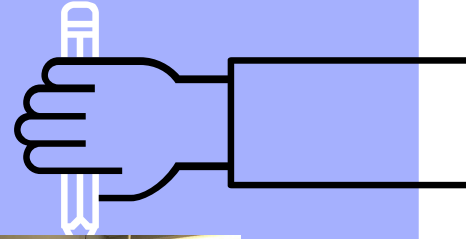
Cider Mill School







A revision was made from original slide: 12-14 to 24-28 students. Please NOTE- these students are with the blended learning teacher during direct instruction while the other 2 teachers are in front of the on-site students. The blended learning teacher's focus is to engage remote students during the direct instruction. Then students are distributed evenly among the 3 teachers.


A Day in the Life of a Cider Mill School Student



Using Schoology




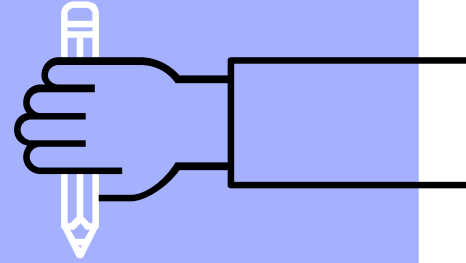
Technology & Student/Staff Privacy




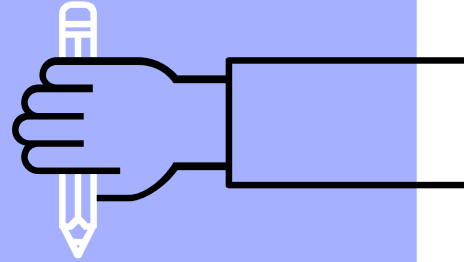
Parent Training




SPECIAL EDUCATION
- Friday Morning
Forum
&
SECTION 504



INTERVENTION & ENRICHMENT





Cider Mill School
Bee Here. Bee You. Beelong

THANK YOU!

Email additional questions

You can find us at:

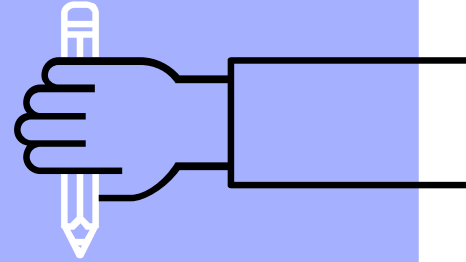
falconej@wiltonps.org

okeefec@wiltonps.org


catalanol@wiltonps.org

deangelos@wiltonps.org





There were many questions in the chat and Q&A during the Zoom webinar. Please use this link to see answers from the Cider Mill Administration.



[Click Here](#)

CREDITS

Special thanks to all the people who made and released these awesome resources for free:

- ▶ Presentation template by [SlidesCarnival](#)
- ▶ Photographs by [Unsplash](#)



PRESENTATION DESIGN

This presentation uses the following typographies and colors:

- ▶ Titles: Miriam Libre
- ▶ Body copy: Barlow Light

You can download the fonts on these pages:

<https://github.com/MichalSahar/Miriam-Libre/tree/master/fonts/otf>

<https://www.fontsquirrel.com/fonts/barlow>

Indigo #a5b0fe

You don't need to keep this slide in your presentation. It's only here to serve you as a design guide if you need to create new slides or download the fonts to edit the presentation in PowerPoint®

