



Vision 2030 Personalized Student Scorecard Access Instructions

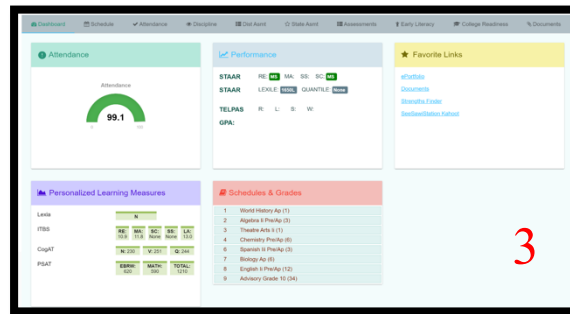
Parent Quick Guide

The Redefining Ready Personalized Student Scorecard is an interactive tool that allows parents to view their student’s school-related achievements and progress. Parents can interact with various components of their student’s profile to help support student achievement.

ACCESSING STUDENT SCORECARD REPORT VIA EDUGENCE

Go to <https://misd.edugence.com>

1. Use the same Username and Password that you use to login to Windows, Outlook, etc. (i.e., what is in MISD’s Microsoft Active Directory).
2. Click the Login button.
3. The Edugence Dashboard will be the first screen to load.

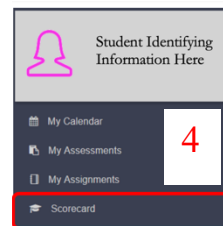


THE STUDENT DASHBOARD

A student’s profile displays a variety of information on different tiles that the District has selected. The Dashboard allows students to check their attendance, performance on assessments, schedules, and grades.

VIEWING THE STUDENT SCORECARD

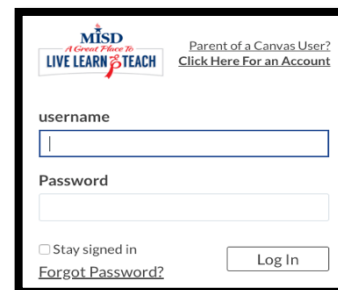
4. On the left menu, click Scorecard.
5. The header includes concentric circles representing the completion of **College-Ready**, **Career-Ready**, and **Life-Ready** indicators. As student’s meet CCL standards, the concentric circles close.
6. To view specific indicators in each category, select the appropriate tab and scroll down.



ACCESSING CANVAS FOR STUDENT SCORECARD COMPONENTS (8TH – 12TH ONLY)

Go to <https://mansfieldisd.instructure.com/login/canvas>

7. Log in and go to your Canvas “Dashboard”
8. Find the Vision 2030 Canvas Module
 - Complete the necessary modules to receive credit for the remaining scorecard indicators.



Please see your counselor if you have any questions about the modules.