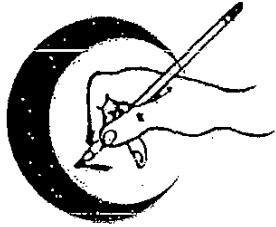



# Chart of **CORRECT** and **INCORRECT** Handwriting Positions

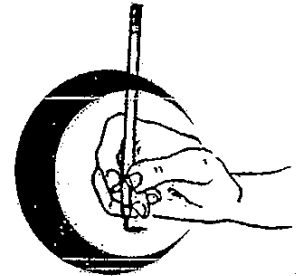
## Correct



1. The pencil rests on the first joint of the middle finger with the thumb and index fingers holding the pencil in place.

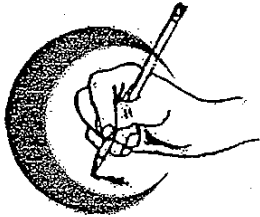


2. Same as Figure 1, except the fingers are closer to the pencil point.




3. Same as Figure 1, except the pencil is held perpendicular to the table.

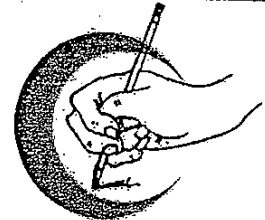
## Incorrect



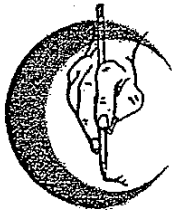
4. Thumb and index finger holding pencil, with index finger overlapping the thumb.



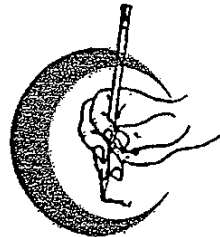
5. Pencil held by tips of fingers, thumb on one side, middle and index fingers on the other.



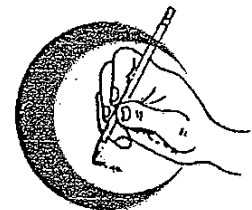
6. Thumb wraps around pencil with index and middle fingers pressing pencil to ring finger.



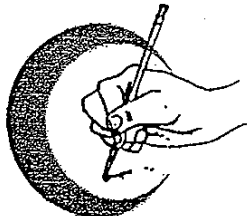
7. Pencil is held between the index and middle fingers, pressing pencil to the thumb.




8. Index, middle and ring finger tips hold one side of the pencil, the thumb holds the other.



9. Thumb on one side, index and middle fingers on the other, all pressing the pencil to ring finger.



10. Index finger holds pencil to middle finger with the thumb overlapping the index finger.



11. The thumb holds the pencil along the first joints of the rest of the fingers.



12. The pencil is grasped in the first and held up against the thumb.

