



# Central Davis Jr. High's Secrets for Success

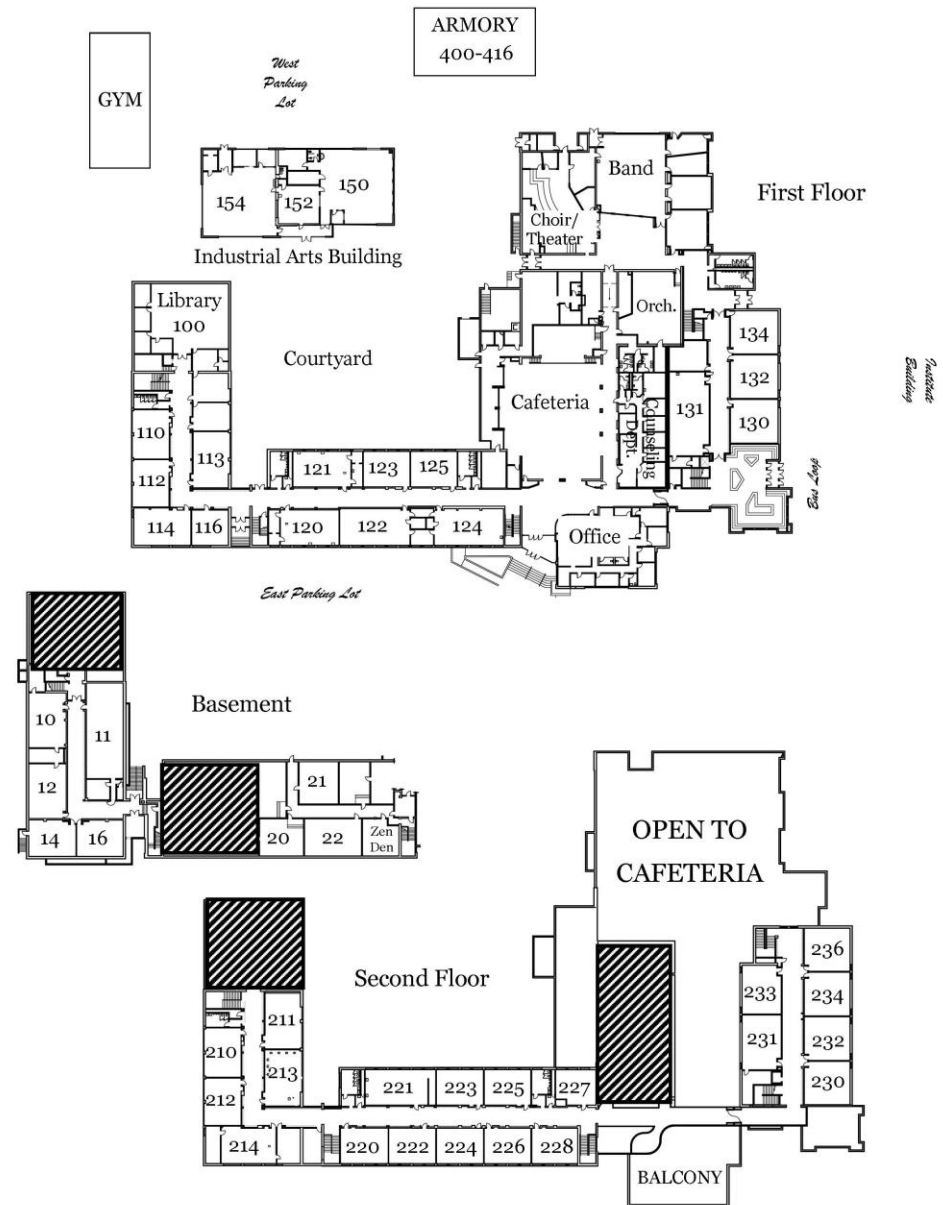


CDJH Campus Map Breakdown

# Getting to Know Your Way Around

CDJH has 3 Floors:

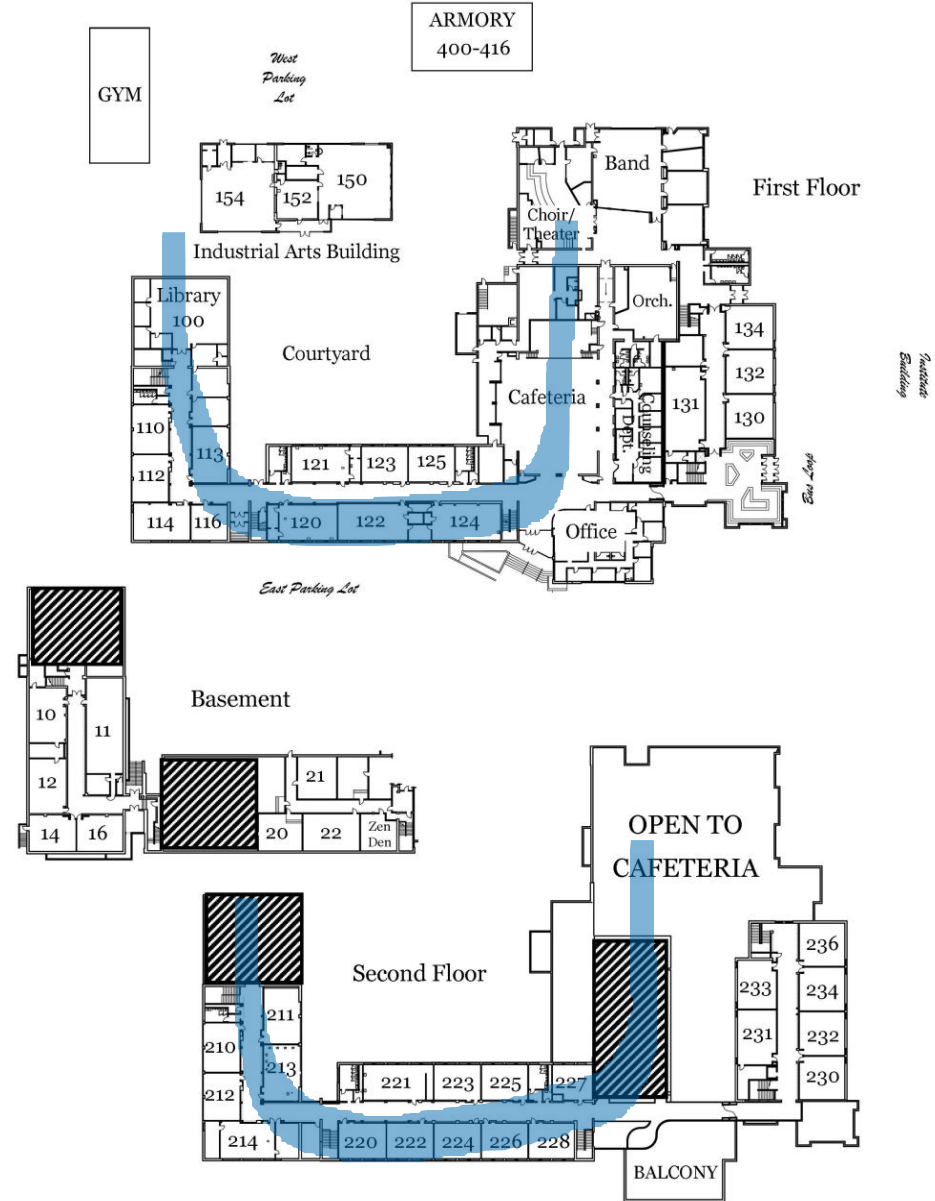
Main Floor  
Top Floor  
Basement





# Memory Tip:

The Main & Top Floors are in the shape of a 'U'.

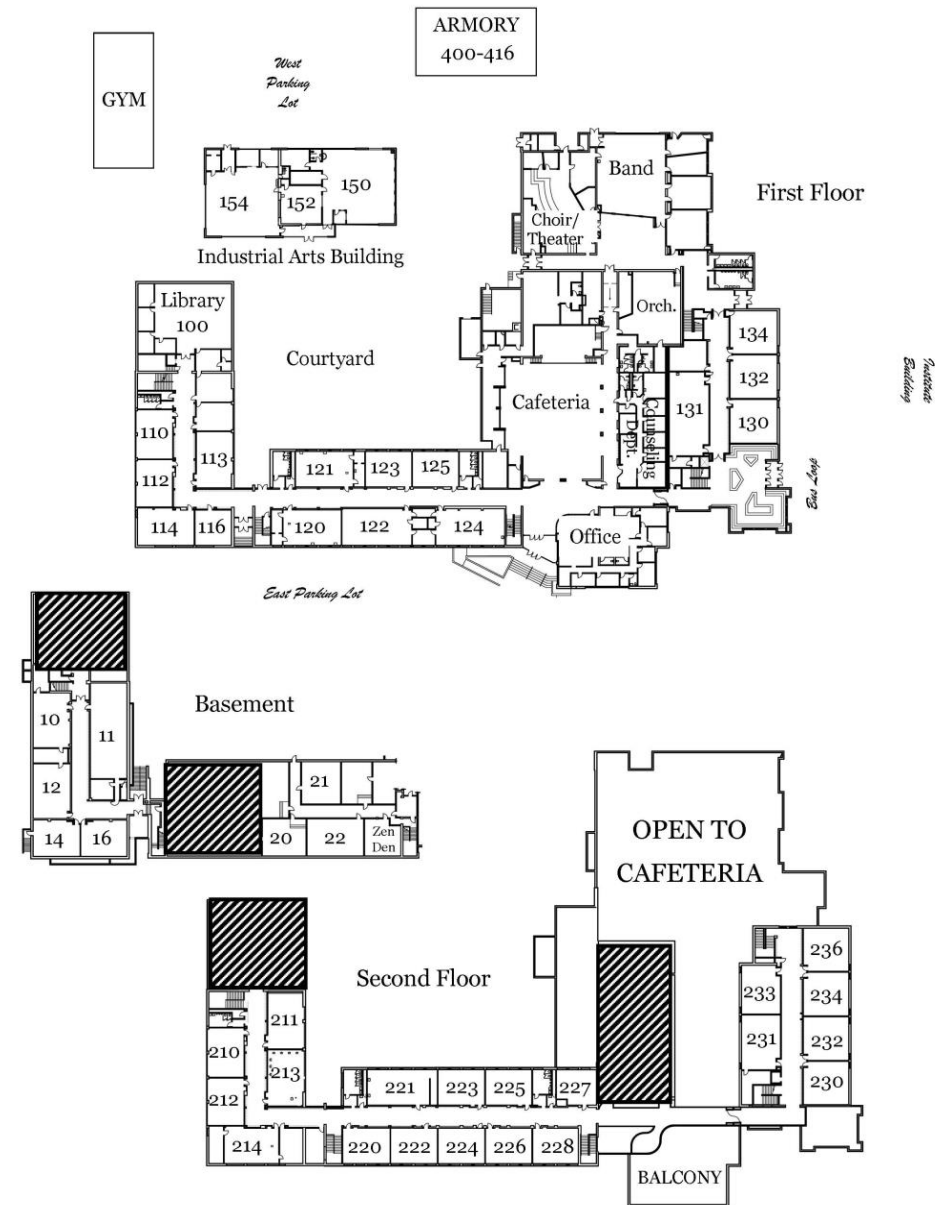


Memory Tip:

Main Floor  
Classes =  
100's

Top Floor  
Classes =  
200's

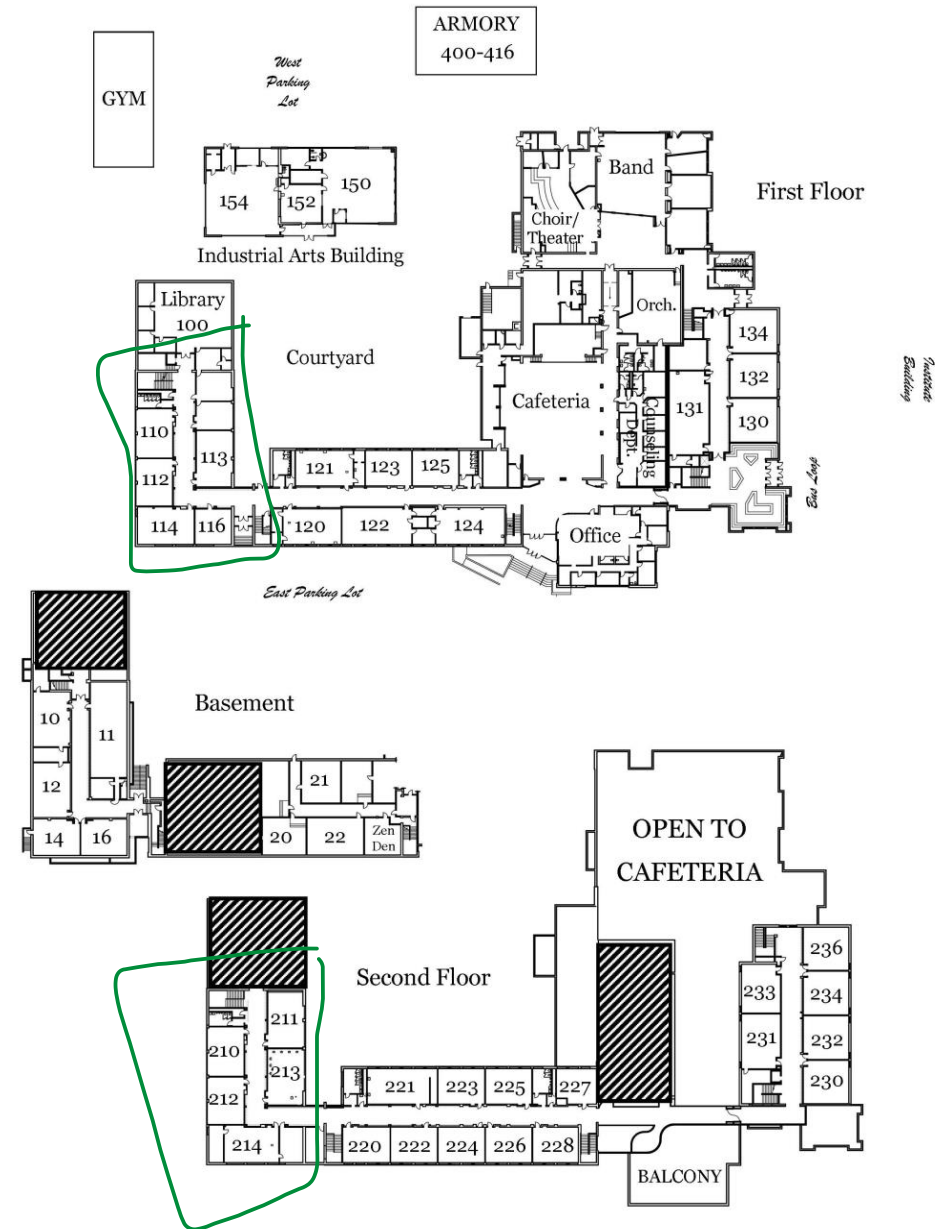
Basement =  
Double Digits



Memory Tip:

Classrooms  
are also  
organized  
by Hallway  
Sections

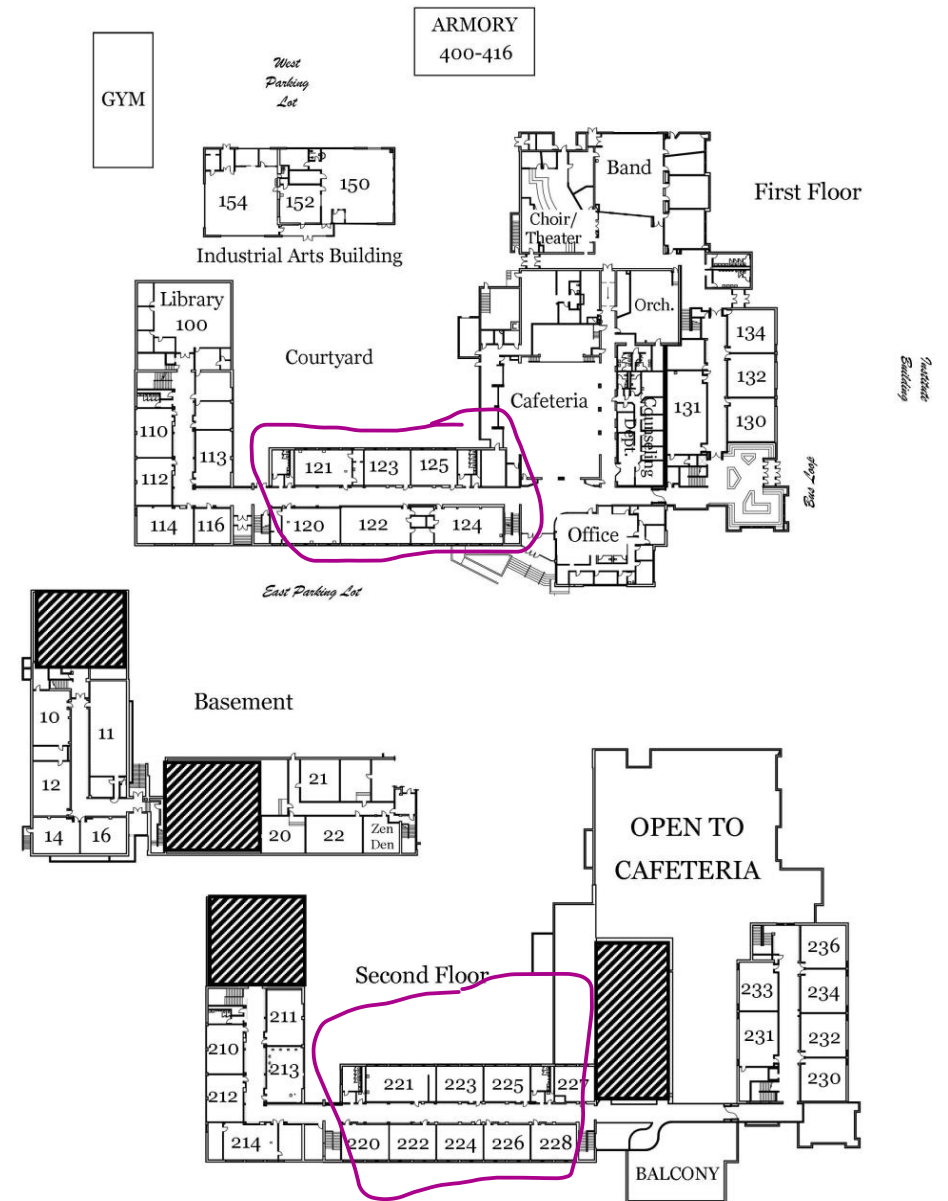
Section 1



Memory Tip:

Classrooms  
by Hallway  
Sections

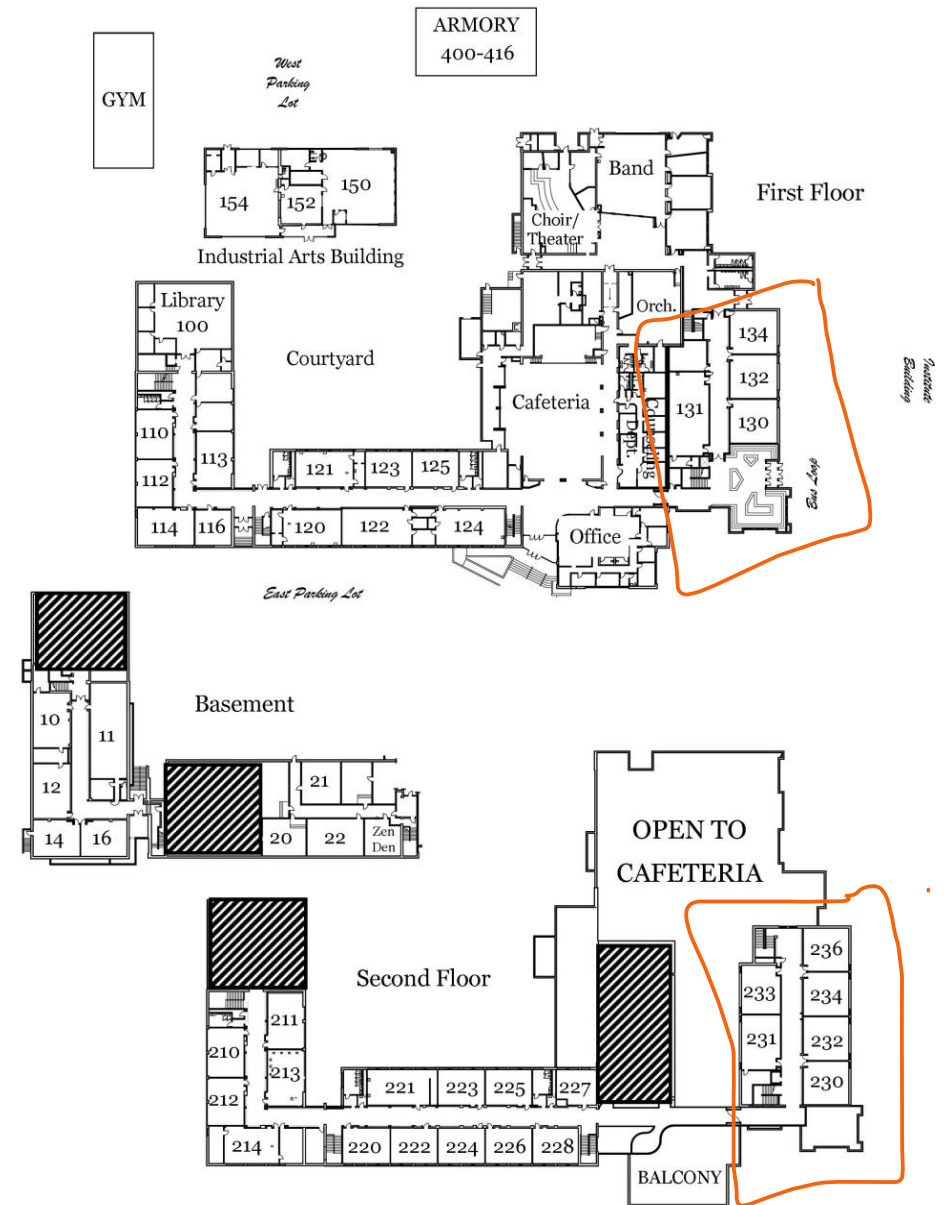
Section 2



Memory Tip:

Classrooms  
by Hallway  
Sections

Section 3

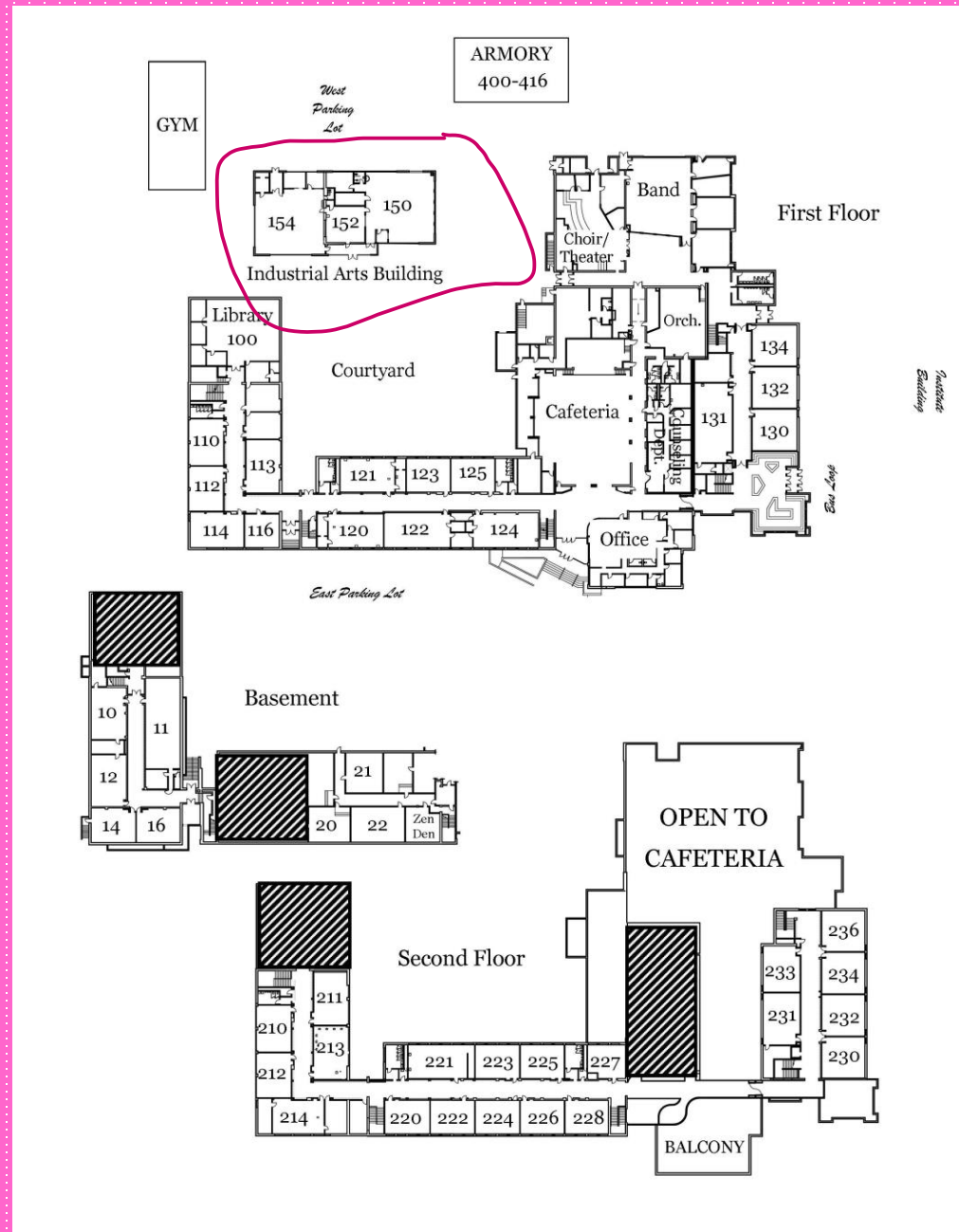




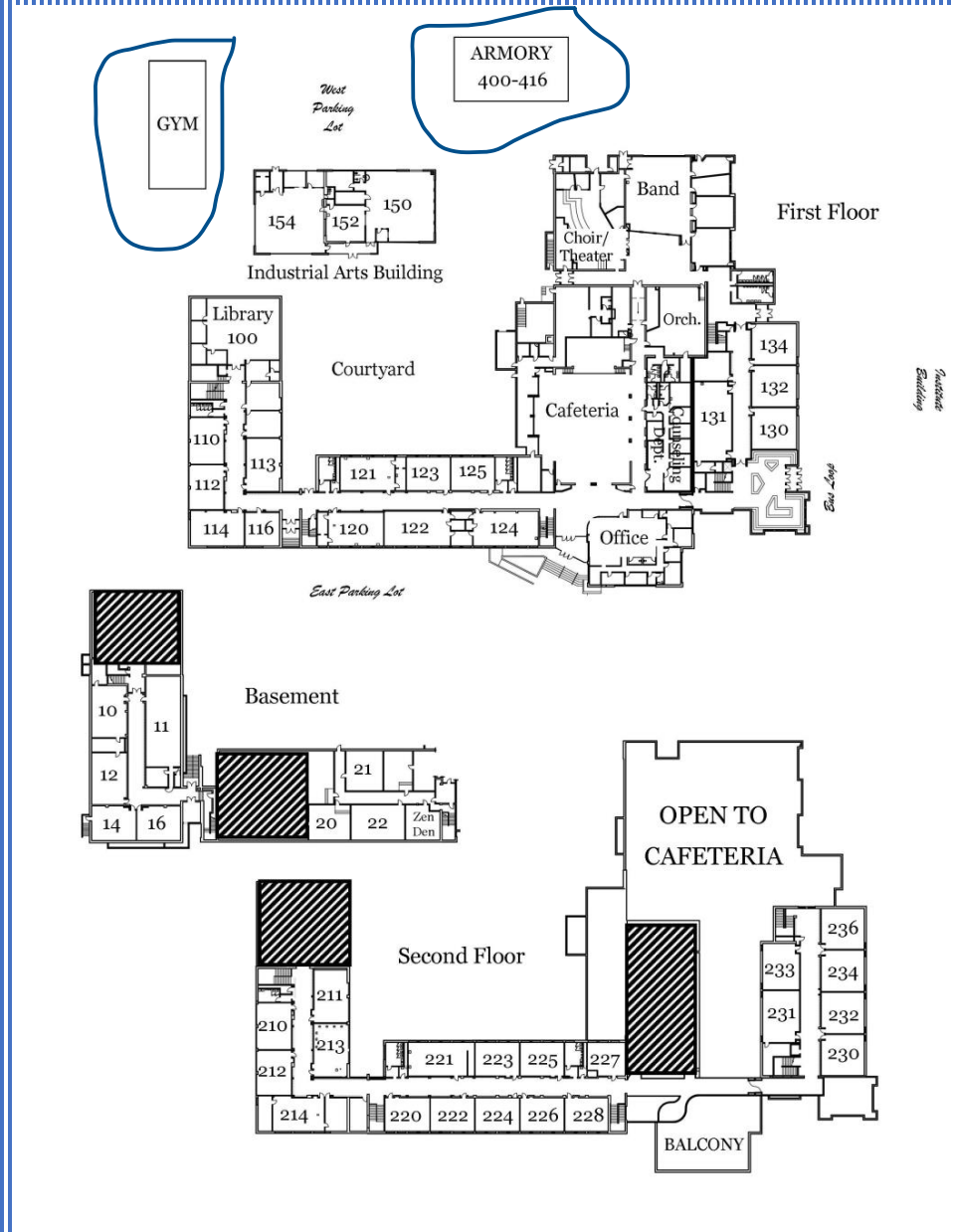
Memory Tip:

Classrooms  
by Hallway  
Sections

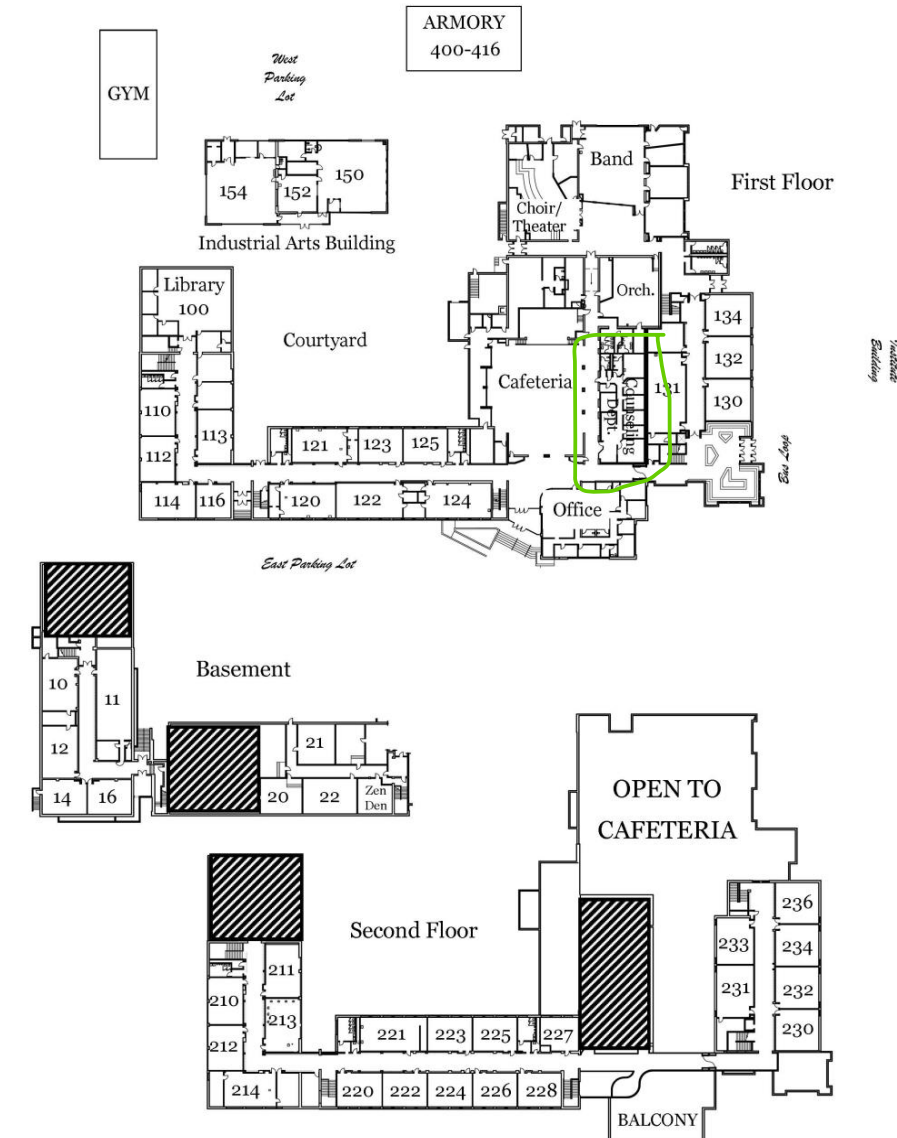
Section 5



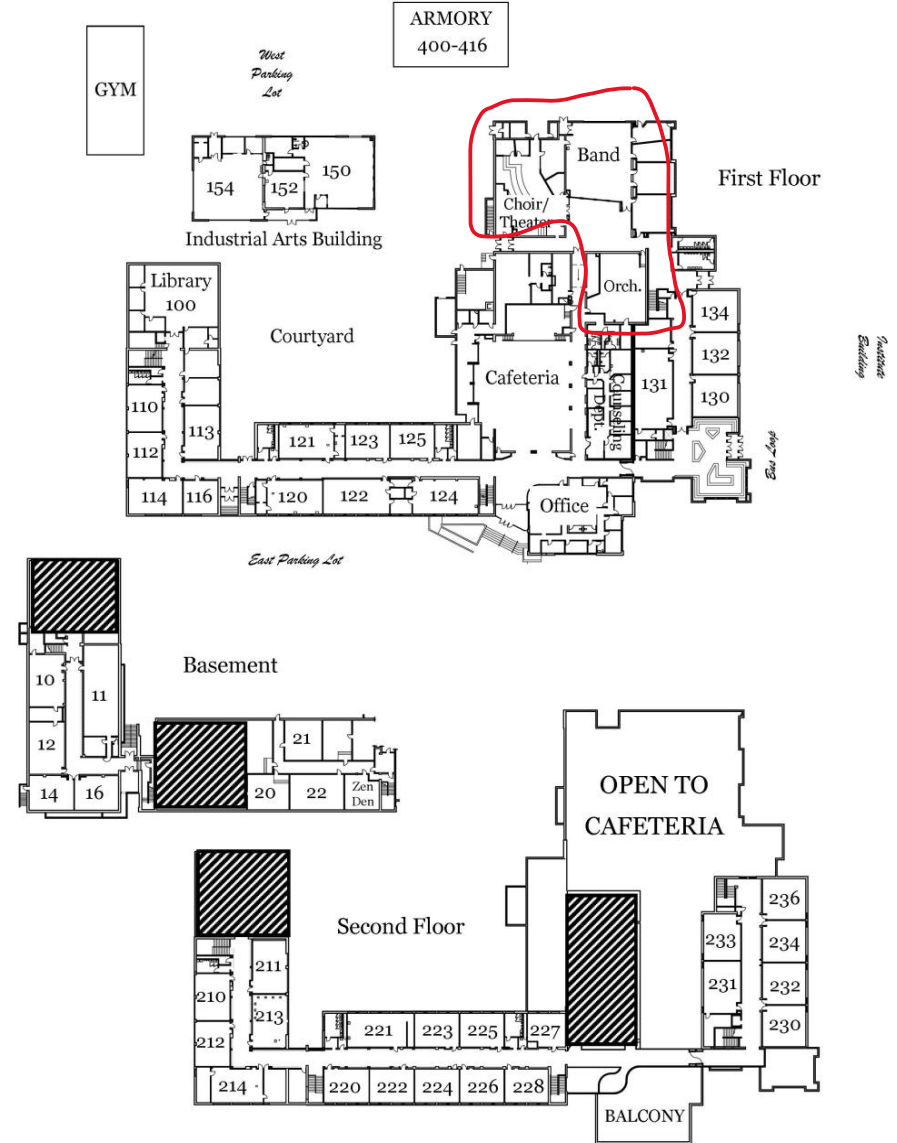
# Auxiliary Buildings



# Counseling Department



# Music & Performing Arts Department







# Unlocking the Locker Mystery

# Student Locker Assignments



- ❖ All students will be assigned a locker
  - ❖ Student will NOT be sharing lockers this year (*until further notice*)
  - ❖ Students are expected to use a backpack or Trapper Keeper-type of binder as their "mobile locker"
  - ❖ Students will not be allowed to "linger at lockers" between classes
-

## CDJH Dress Code


**\*\*This is the current CDJH Dress Code. The Dress Code is under Review by the school staff and community council. Any adopted changes will be posted here and announced to students. \*\***

**These guidelines are to be adhered during school or at school sponsored activities.**

1. All students shall maintain themselves in clean and appropriate attire.
2. Students shall always wear shoes/sandals.
3. All shirts, tops and dresses are required to cover the student's entire upper torso, and to have cuffed sleeves (see-through material should be covered). Low necklines and backlines will not be allowed, and cleavage needs to be covered.

# CDJH Dress Code

**(Continued)**

4. Length of skirts, dresses and shorts should be no shorter than three inches from the knee. *This applies to holes in pants, too.*
  5. No obscene, suggestive, or illegal words or pictures shall be worn on clothing (gang affiliation, drugs, alcohol, tobacco etc...)
  6. Students will not be allowed to cover their heads in the building.
  7. Pants that rest or hang below the waistline are prohibited (underwear should be covered).
  8. Accessories with a potential to harm one's self or others are not allowed.
- 



# CDJH Dress Code (Just two More)

9. Any attire, hairstyle or color, piercing (only allowed in the ear) or makeup which can be considered extreme and which brings undue attention to the student, disrupting the educational process, is not permissible.

10. School officials may permit or require students to wear certain types of clothing for health or safety reasons, or, in connection with certain specialized school-sponsored activities.

***Students who violate the dress code will be expected to correct the violation and to review the school dress code. Students not in compliance with the dress code may be held out of class until they comply.***





# Cub Code of Conduct

Be Respectful

Be Responsible

Be Safe...

Everywhere on Campus!

# Arriving

## BE RESPECTFUL

- ✓ Use appropriate language
- ✓ Use appropriate voice level
- ✓ Plan your morning to ensure arriving on time/getting to class on time

## BE RESPONSIBLE

- ✓ Arrive on time
- ✓ Walk to class promptly
- ✓ Bring required material for the day
- ✓ Put away extra items in locker/backpack to class is allowed

## BE SAFE

- ✓ Respect personal space and property
- ✓ Walk
- ✓ Report concerns to an adult

Embrace the newest fashion accessory! You must wear a mask unless you're eating, drinking, or running in PE.





# Hallways/Transitions

## BE RESPECTFUL

- ✓ Use appropriate language
- ✓ Use appropriate voice level
- ✓ Keep food/drinks sealed and stored

## BE RESPONSIBLE

- ✓ Keep Moving
- ✓ Must have a hall pass during class time
- ✓ Keep area clean
- ✓ Hustle when the music stops

## BE SAFE

- ✓ Respect personal space and property when walking around people
- ✓ Walk
- ✓ Report concerns to an adult



## New Water Bottle Drinking Fountains

- Students will need to use a water bottle throughout the day.
- Fountains are located near the Library & in the Counseling Dept. hallway.

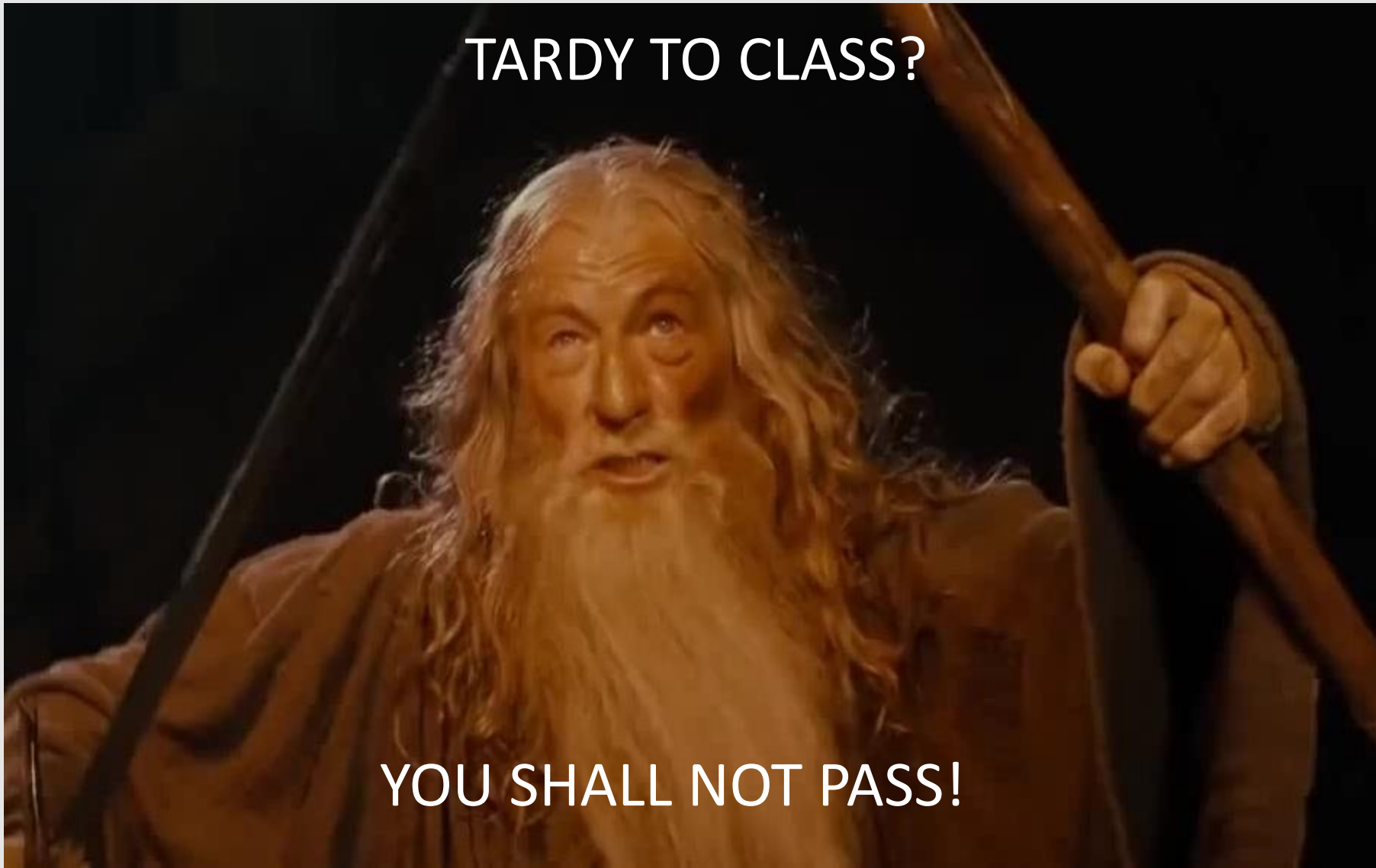


## Cloudbooks

One available  
to every  
student

Distribution  
instructions  
Coming Soon

TARDY TO CLASS?



YOU SHALL NOT PASS!

Don't  
get  
caught  
in the  
halls  
during  
a tardy  
sweep.

Get to  
class on  
time.



# Cell Phone Use

---

1. Before/After School
2. Between classes
3. Lunch time

*\*No cell phone use  
during class without  
teacher approval*



# Office

## BE RESPECTFUL

- ✓ Use appropriate language
- ✓ Use appropriate voice level
- ✓ Put away electronics
- ✓ Follow adult directions

## BE RESPONSIBLE

- ✓ Stay behind the counter
- ✓ Check in if arriving late or returning

## BE SAFE

- ✓ Stand quietly in line
- ✓ Sit patiently & quietly
- ✓ Respect Personal space and property
- ✓ Report concerns to an adult

# Cafeteria

## BE RESPECTFUL

- ✓ Follow directions
- ✓ Be courteous by saying "please" & "thank you"
- ✓ Use appropriate language
- ✓ Use appropriate voice level

## BE RESPONSIBLE

- ✓ Clean up after yourself
- ✓ Eat and drink on tiled areas only

## BE SAFE

- ✓ Respect Personal space and property
- ✓ Report spills
- ✓ Report concerns to an adult

# Restroom

## BE RESPECTFUL

- ✓ Use appropriate voice levels
- ✓ Give others privacy

## BE RESPONSIBLE

- ✓ Keep area clean
- ✓ Flush toilet
- ✓ Return promptly to class

## BE SAFE

- ✓ Report concerns to an adult
- ✓ Wash hands with soap and water



# Personal Hygiene is a big deal in Jr. High!

---

- ❖ Shower Frequently
- ❖ Use Deodorant

You don't want to be labeled "the stinky kid".



# Bus

## BE RESPECTFUL

- ✓ Respect the driver/supervisor
- ✓ Use appropriate language
- ✓ Use appropriate voice level

## BE RESPONSIBLE

- ✓ Clean up after yourself

## BE SAFE

- ✓ Stay clear of moving buses
- ✓ Follow directions/rules
- ✓ Keep hands, feet, and objects to yourself
- ✓ Report concerns to an adult

# Dismissal

## BE RESPECTFUL

- ✓ Use appropriate language
- ✓ Use appropriate voice level
- ✓ Value teacher's time by scheduling after-school needs with them

## BE RESPONSIBLE

- ✓ Arrive to after school activities on time
- ✓ Make sure to gather all personal belongings and materials
- ✓ Leave the building within 10 minutes of the closing bell

## BE SAFE

- ✓ Respect personal space and property
- ✓ Walk
- ✓ Report concerns to an adult
- ✓ Stay in areas that are designated for after school activities
- ✓ Travel safely home

It pays to  
be  
respectful,  
responsible,  
and safe.



## Cub Pride

Central Davis Junior High

- Be Respectful
- Be Responsible
- Be Safe

STUDENT

STAFF MEMBER





# Student Class Schedule

*Check to ensure that your 7th-grade student has these required classes in his/her class schedule (if not, contact your student's counselor:*

Math Course on A-day & Math Lab on B-day

English 7

Science 7

Utah Studies

CCA

FIT 7 (PE 7)