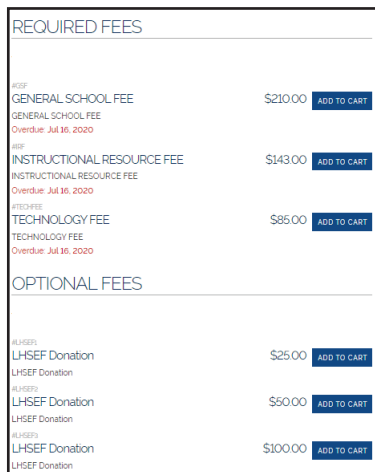


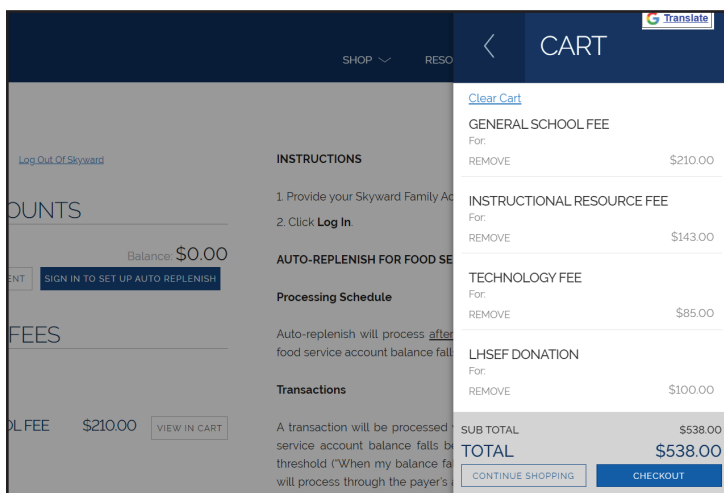
# Making online payments through Skyward Family Access

- Log into Skyward Family Access
- Click on the “Fee Management” link on the left side of the page
- Click the “Make a Payment” link to be taken to RevTrak
- Click “All” on the left side of the page



← 2.

← 1.



← 3.

## TO PAY ACADEMIC AND/OR EXTRA-CURRICULAR ACTIVITY PARTICIPATION FEES

1. If you would like to make a donation to the Lemont High School Educational Foundation, choose the amount(s) you would like to add to your cart.
2. Click the ‘Add to Cart’ button.  
(Note: if paying less than the total due, that amount can be input manually in the box.)
3. When all fees for all students have been added to the cart, click the ‘Checkout’ button.

You will be taken to the RevTrak log-in screen, where you will complete payment with your credit card/debit card.

## TO ADD MONEY TO A STUDENT’S FOOD SERVICE ACCOUNT

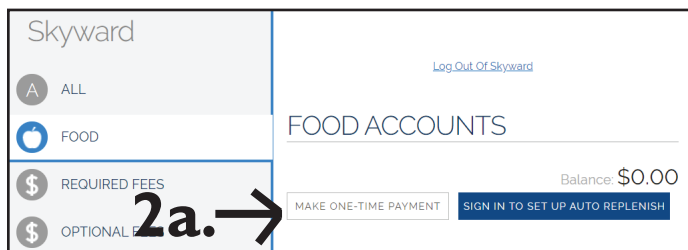
Instead of selecting “All,” select “Food.”

- 2a. Click the ‘Make One-Time Payment’ button, input the desired amount for each student, and click the ‘Add to Cart’ button (not pictured).
3. Click the ‘Checkout’ button.

You will be taken to the RevTrak log-in screen, where you will complete payment with your credit card/debit card.

For additional assistance, please call the following numbers:

**Extra-Curricular Fees: (630) 243-3207**  
**Food Service: (630) 243-3284**  
**General Questions: (630) 243-3280**



2a. →