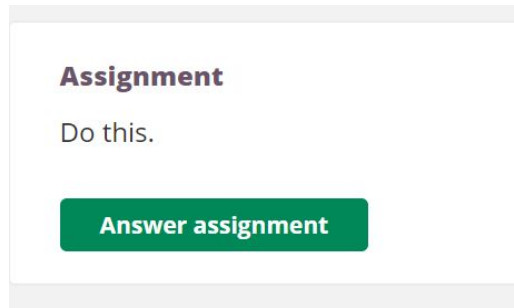



Once you have shared your video to your school Google Drive and verified that you can see it on your school Google Drive, open your ItsLearning assignment and click on Answer assignment.



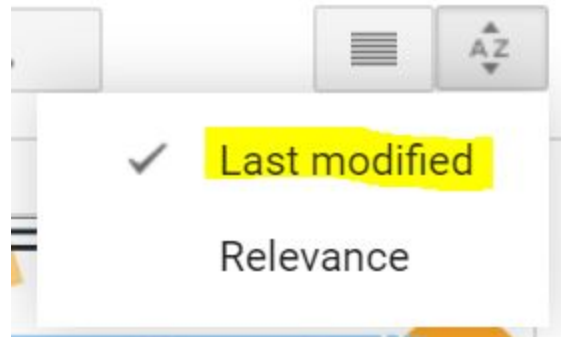
Click on Add files near the bottom of the screen.



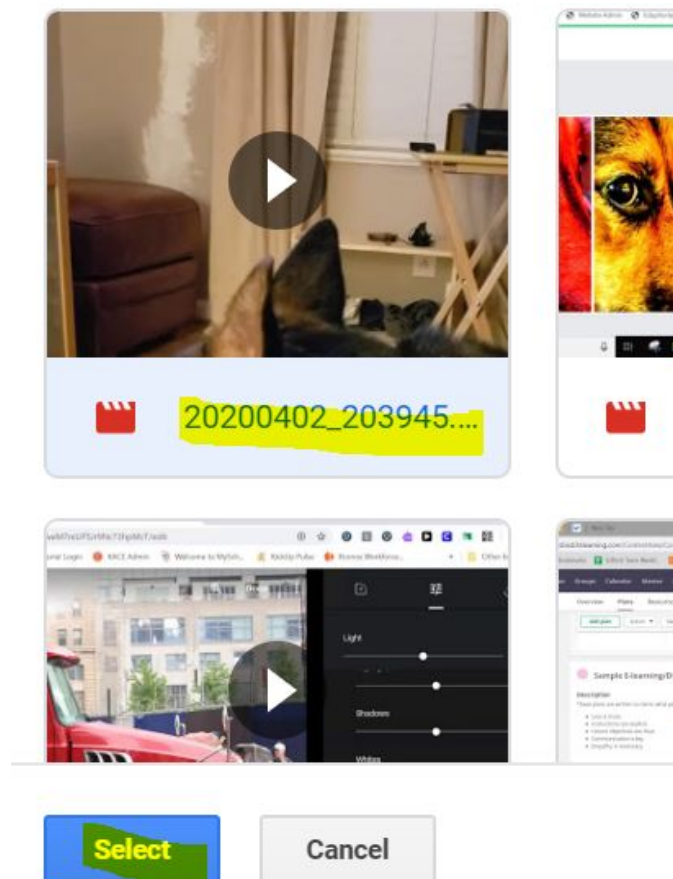
When this window pops up, click Google Drive.



Find your file (if you cannot see it on the screen) by clicking on the sort button (AZ up/down) and choosing Last modified.



Click on your file and then click Select.





You should see your file under the Add files box. WAIT UNTIL IT IS ENTIRELY UPLOADED BEFORE YOU DO ANYTHING.

Your answer

Font ▾ Size ▾ **B** *I* U More options

body p

 **Add files**
or simply drop it here

 20200402_203945.mp4

Submit Save as draft Cancel

Once your file has completely uploaded, you can write anything you need to write in the “Your answer” box then click Submit when you are ready to turn in the assignment.