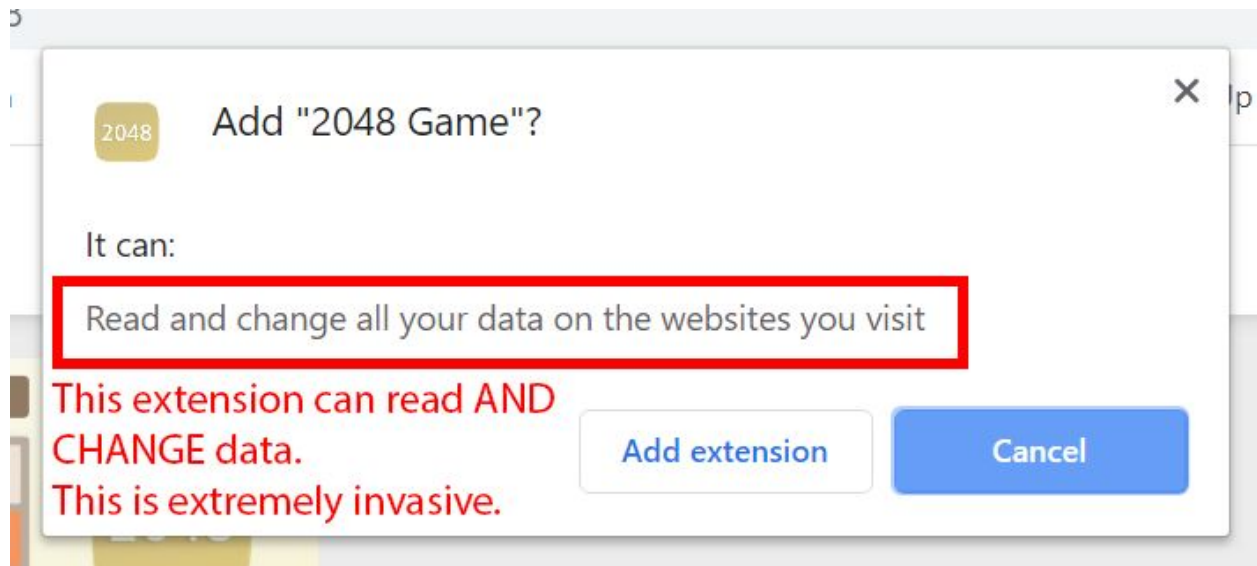
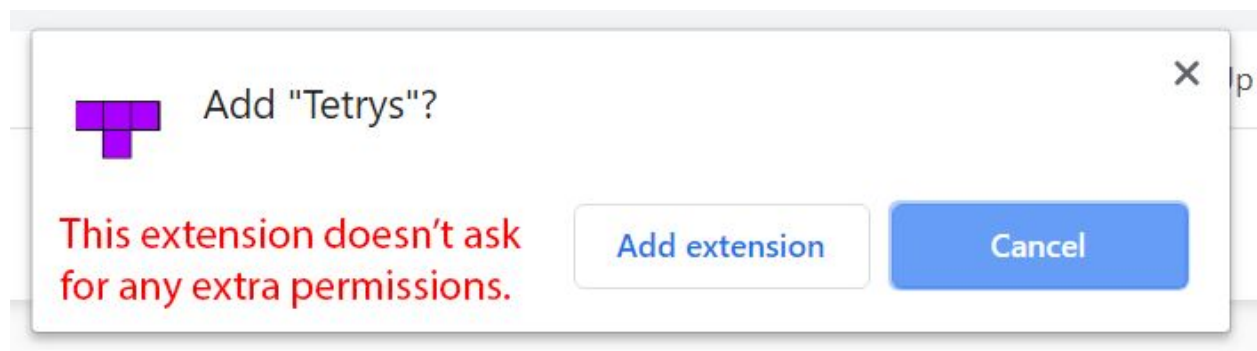


Adding Chrome Extensions from the Chrome Store can involve you giving many permissions to programs. To check for permissions, read the pop-up window that you get when you click on an extension to open it.

Some extensions ask to READ and CHANGE all your data on the websites you visit.

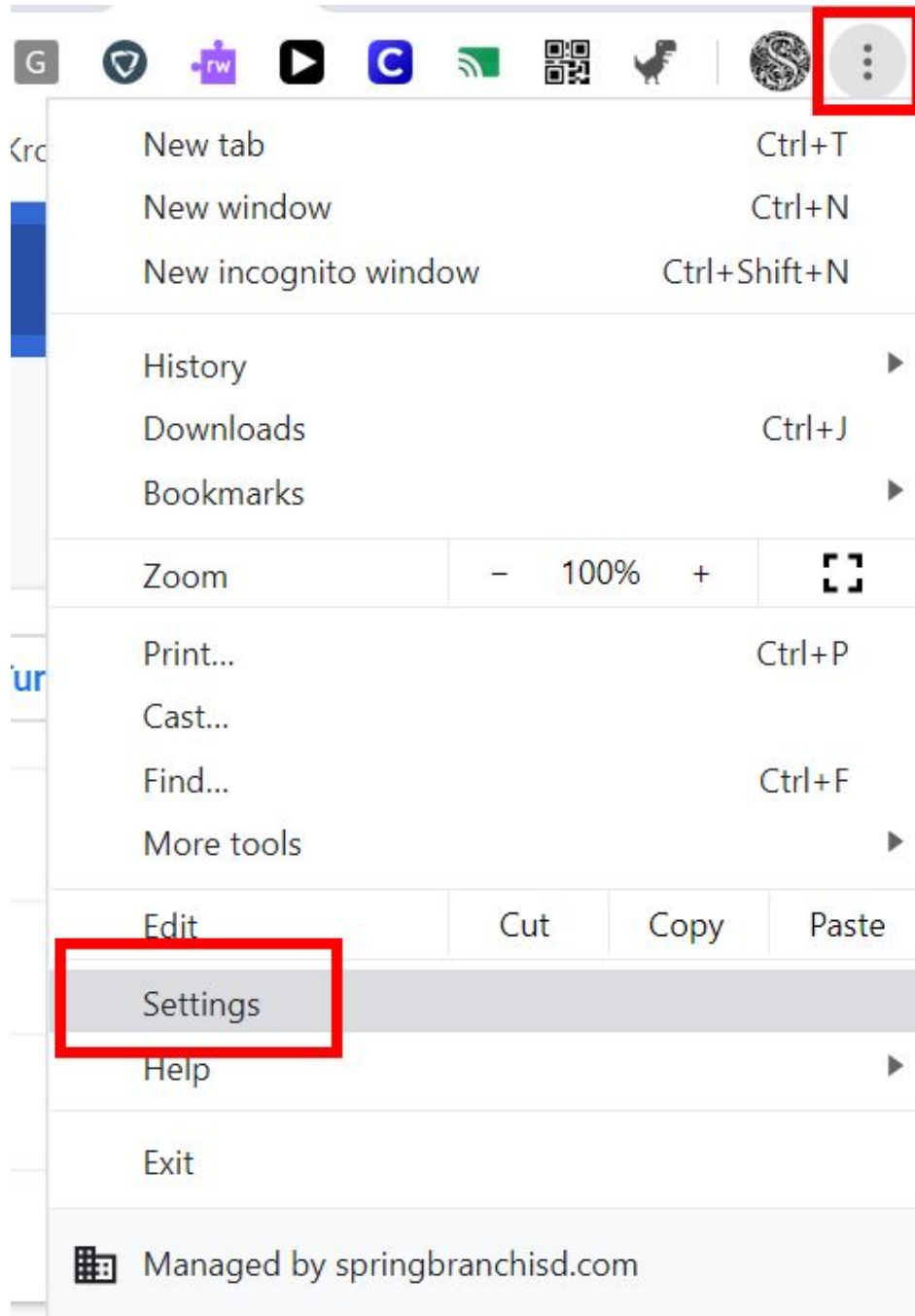


Some don't ask for any extra permissions.

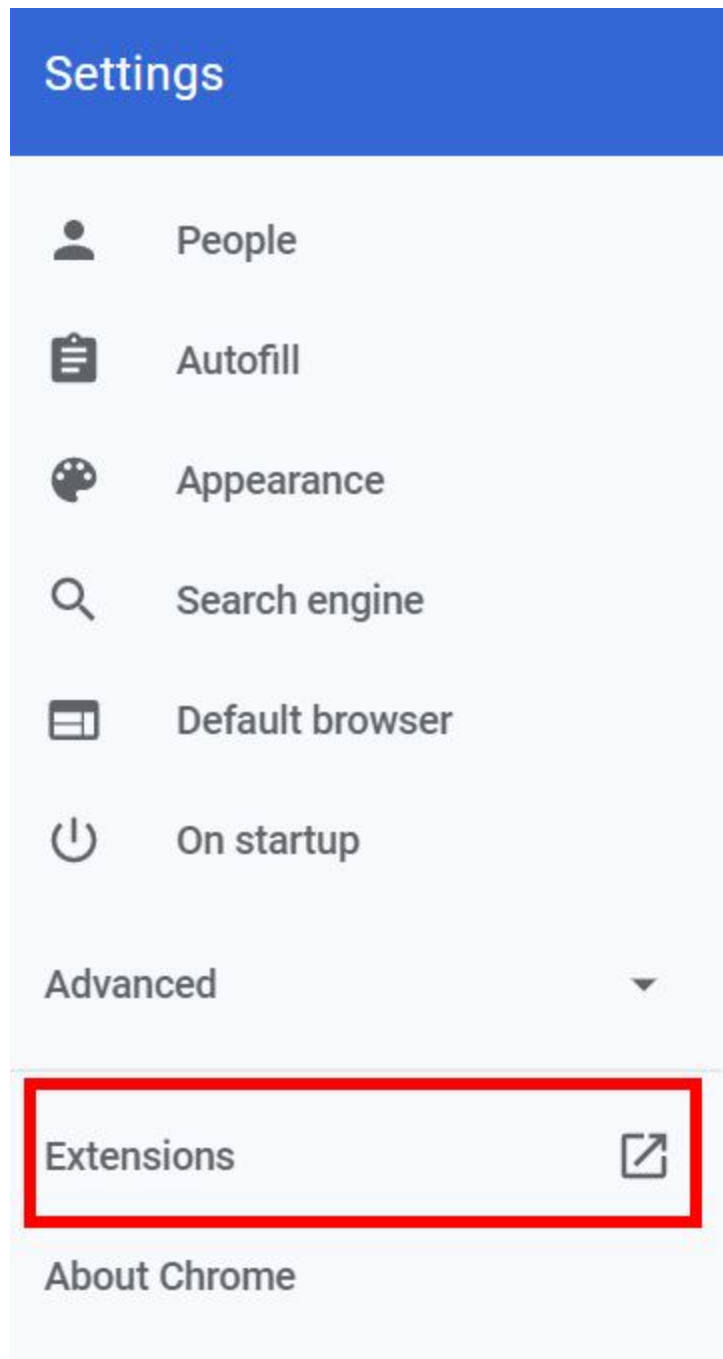


By clicking Add extension, you are agreeing to the permissions that the extension wants, allowing it access to READ and CHANGE your data -- including your camera settings, location, and web pages in some cases!!

To see the extensions on your Chrome browser, click the three dots by your login information then choose Settings.



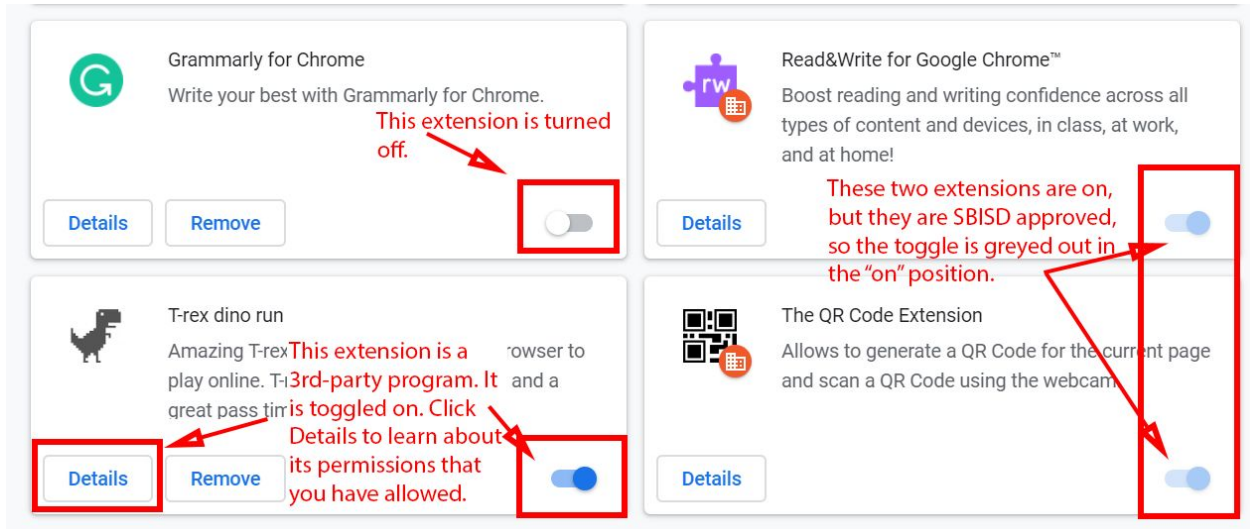
On the left of the Settings page, choose Extensions.



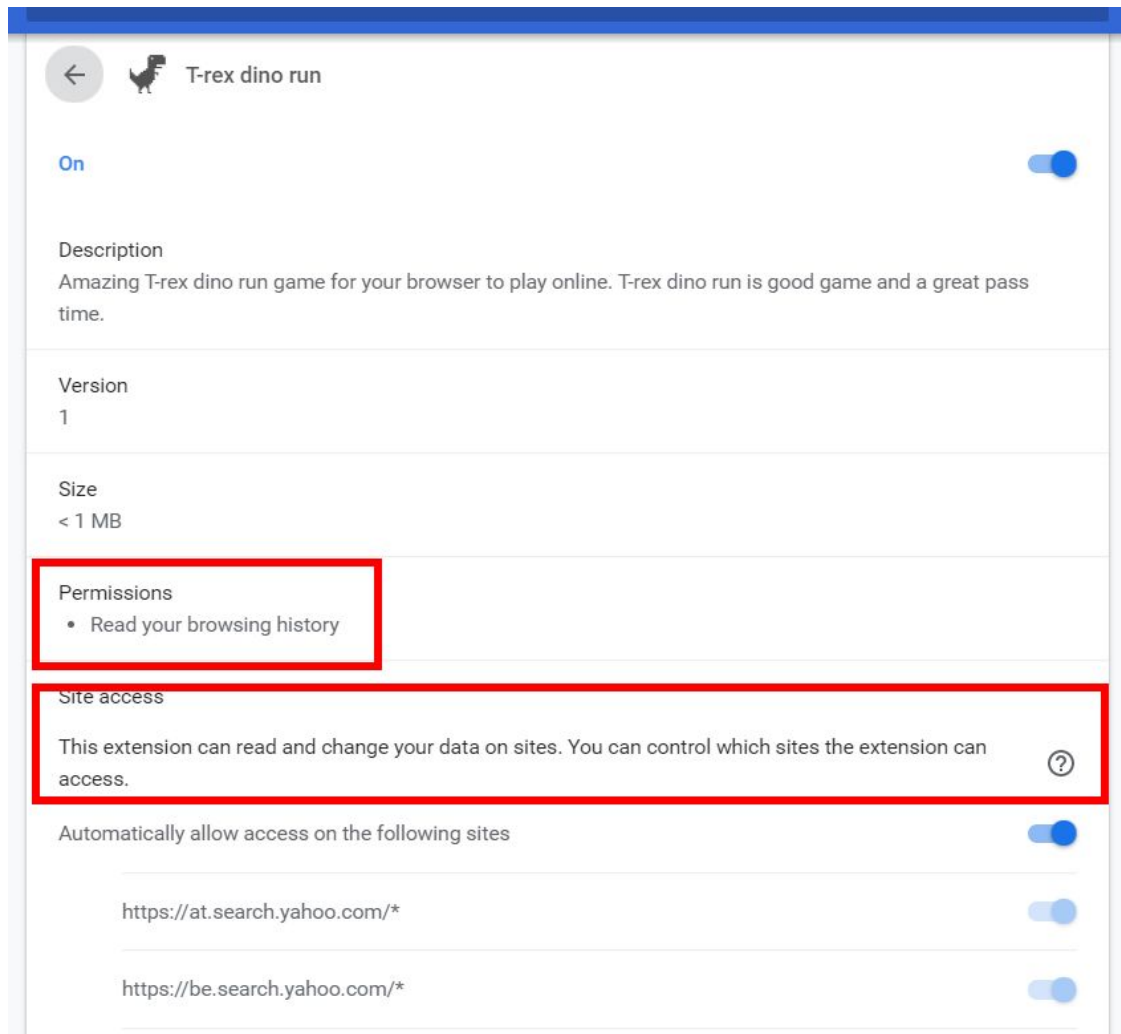
Some extensions are added by SBISD, so you cannot turn them off or remove them.

Some are added by Chrome and you can turn them off.

On extensions that you have added, you can click Details to see what permissions you have allowed.



This shows the permissions (read your browsing history means that the program can see where you have been on the Internet) and the Site Access (what you have allowed the extension to access and change).



The image below shows all the sites that you have allowed the extension to access and change.

Since this one can access and change search engines like Google and Bing, it can redirect your browser window wherever it wants when you try to look up information.

Three Dino Run

On

Description

Amazing Three Dino Run game for your browser to play online. Three Dino Run is a good game and a great pass time.

Version

1

Size

~1 MB

Permissions

- Read your browsing history

Site access

This extension can read and change your data on sites. You can control which sites the extension can access.

Automatically allow access on the following sites

- <https://et.search.yahoo.com/>
- <https://be.search.yahoo.com/>
- <https://br.search.yahoo.com/>
- <https://ca.search.yahoo.com/>
- <https://de.search.yahoo.com/>
- <https://dk.search.yahoo.com/>
- <https://es.search.yahoo.com/>
- <https://fi.search.yahoo.com/>
- <https://fr.search.yahoo.com/>
- <https://gb.search.yahoo.com/>
- <https://in.search.yahoo.com/>
- <https://it.search.yahoo.com/>
- <https://nl.search.yahoo.com/>
- <https://no.search.yahoo.com/>
- <https://se.search.yahoo.com/>
- <https://search.yahoo.com/>
- <https://ua.search.yahoo.com/>
- <https://www.bing.com/>
- <https://www.google.ca/>
- <https://www.google.co.jp/>
- <https://www.google.co.nz/>
- <https://www.google.co.uk/>
- <https://www.google.com.au/>
- <https://www.google.com/>
- <https://www.google.de/>
- <https://www.google.dk/>
- <https://www.google.fr/>
- <https://www.google.nl/>
- <https://www.google.no/>
- <https://www.google.us/>

Allow in Incognito

Warning: Google Chrome cannot prevent extensions from recording your browsing history. To disable this extension in Incognito mode, unselect this option.

View in Chrome Web Store

Source

Chrome Web Store

If you don't want a program to run while you're working on other things, simply click the toggle to off.

If it is as invasive as the "T-rex dino run" extension, remove it by clicking Remove. It will ask you twice.

