



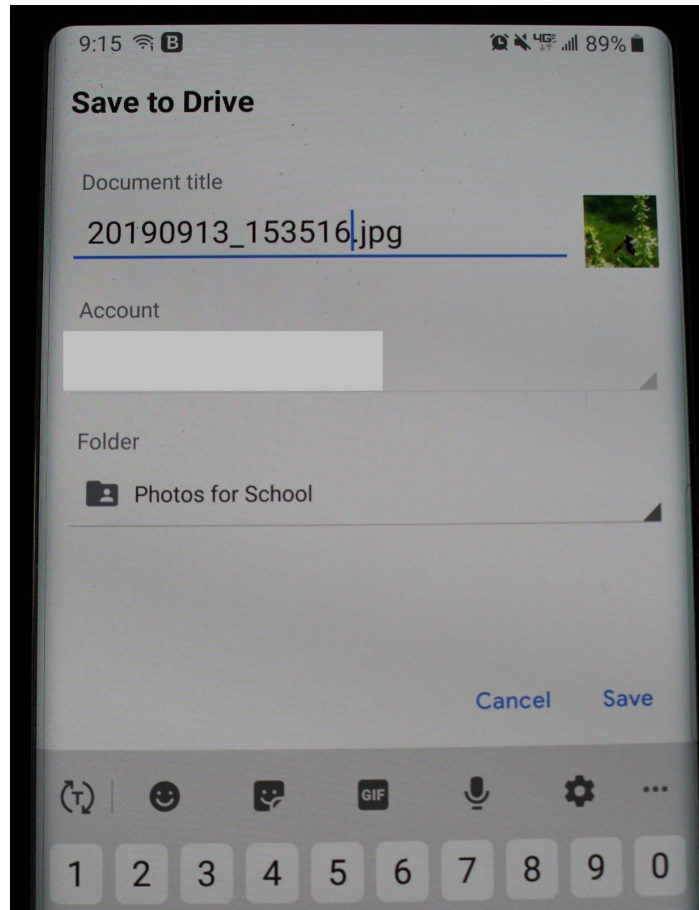
Find the photo/video you want to share & click the SHARE icon




If you have the Google Drive app, choose that one.



Select the folder you would like to share it to. I have a folder called “Photos for School” that is on my personal account but shared with my school account. Click Save.



If you don't have the Google Drive app, click on your email icon.



Type in your school email and click the send icon. **This method usually takes longer, and sometimes the file is too big to send. If this is the case, check with your parents about downloading the Google Drive app.**

