

Sora Directions

You can access Sora on a laptop, desktop, student Chromebook or the App.

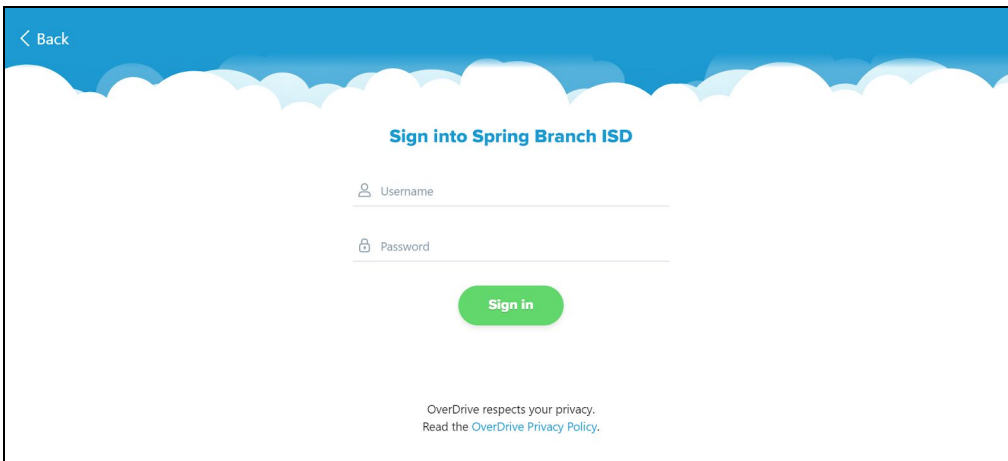
Step One:

Click this link soraapp.com or scan the QR code. →

****Search for YOUR School!****

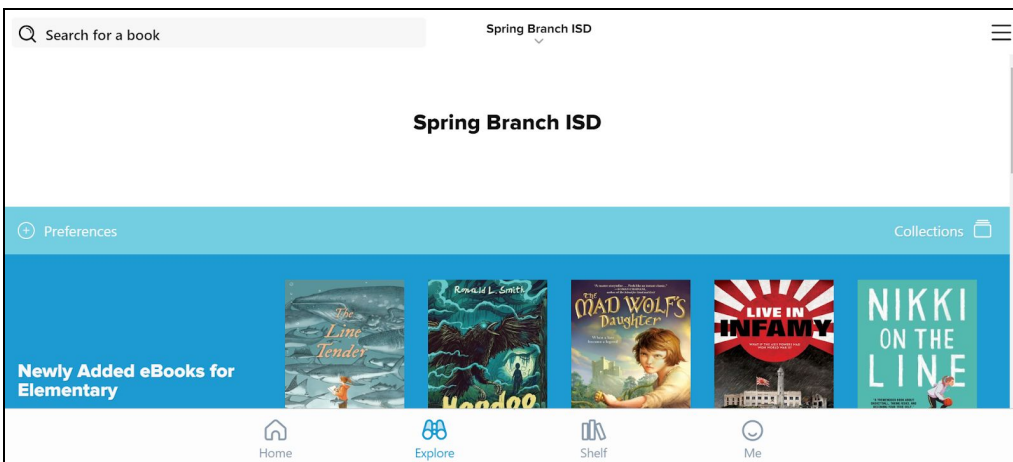


Step Two: Employees and students login using their Itslearning Username and Password. I recommend you bookmark this page before signing in.

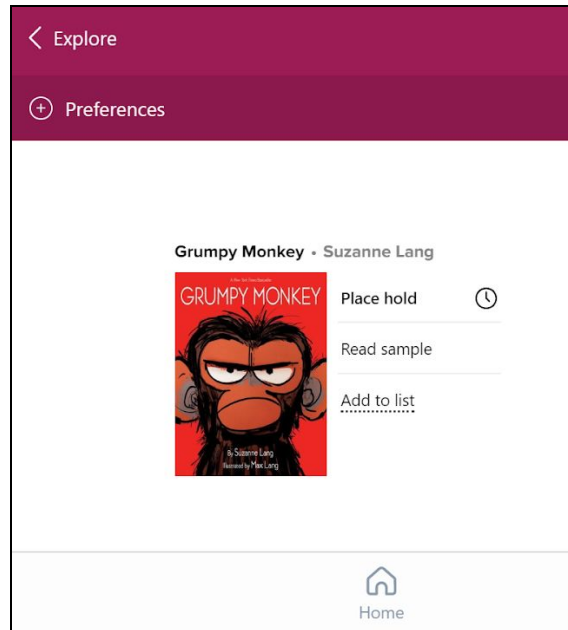
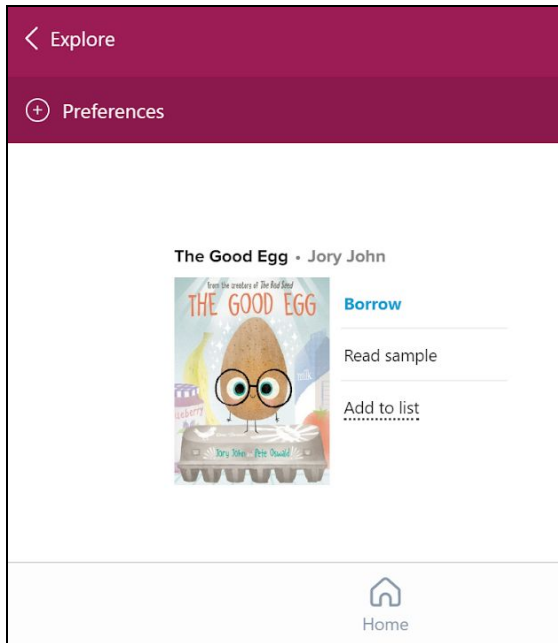


That's it! Now you have access to SBISD's entire collection of eBooks and Audiobooks.

Step Three: To search in Sora you can browse the collections created or type in a specific name of a book.



Step Four: Once you find a title you can borrow it or hold it. For books on hold, click the clock to see the estimated time before it is available for checkout.



**ALL books automatically check themselves in after two weeks.
If you want to renew your book you can do that under SHELF.
The shelf is where you can return books EARLY you are done with too.**

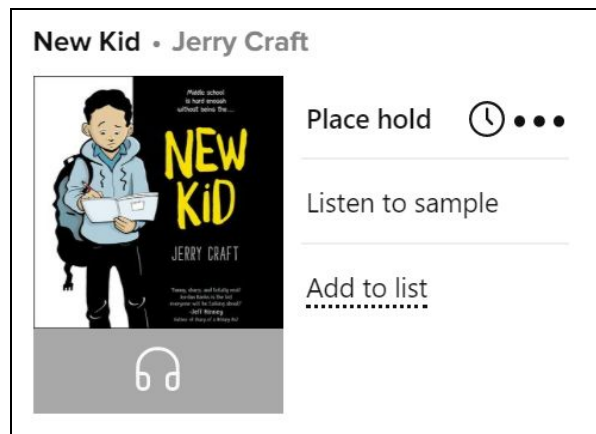
eBooks look like this...

NO HEADPHONES



Audiobooks look like this...

HEADPHONES



Not all titles come in eBook and Audiobook. This particular example does, but that is not the norm.