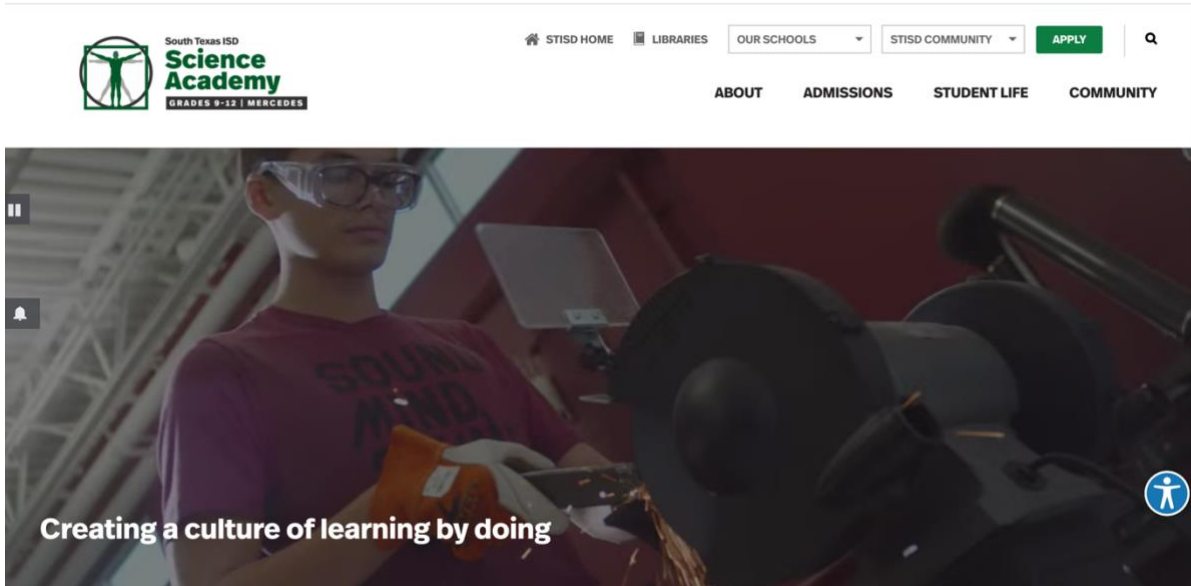
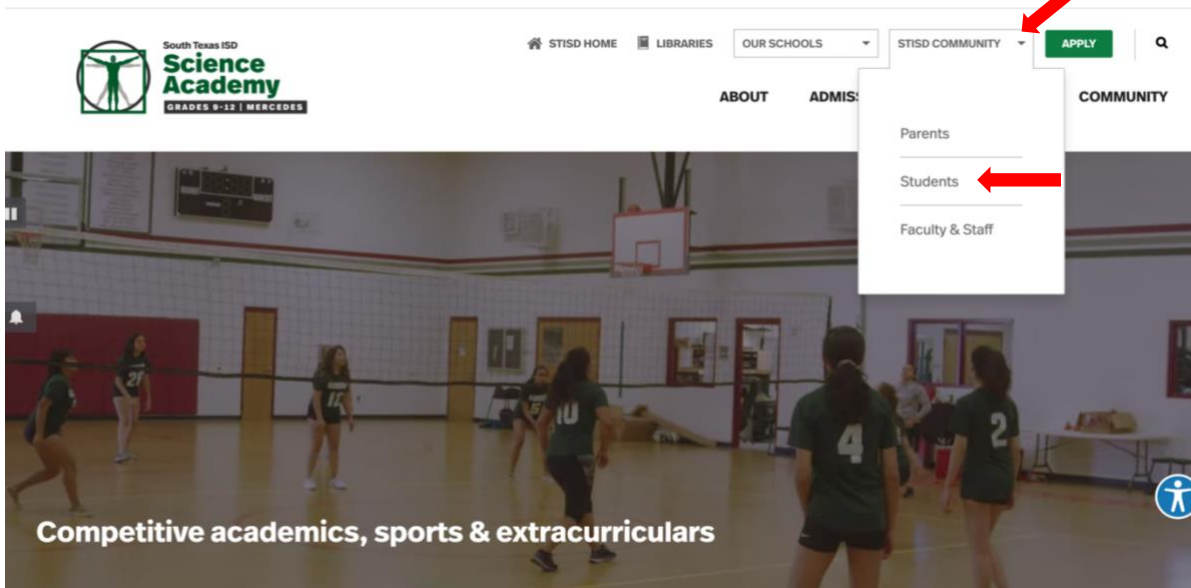


Students, you will follow these steps to access technology resources such as your **Email**, **Itslearning** and the **Infinite Campus Portal**.

Go to the South Texas ISD Science Academy School Website.
<https://scienceacademy.stisd.net/>



Click on **STISD COMMUNITY** and select **STUDENTS**



Scroll down to **Frequently Used Links**

Click on Office 365 – STISD Webmail for your **Email** and **TEAMS**

Your one-stop hub to find resources, logins and more.



Frequently Used Links

— Office 365 - STISD Webmail

LOGIN TO OFFICE 365 - STISD WEBMAIL



+ Infinite Campus

+ Itslearning

+ Blackboard

+ mySTISD Google Tools/Email

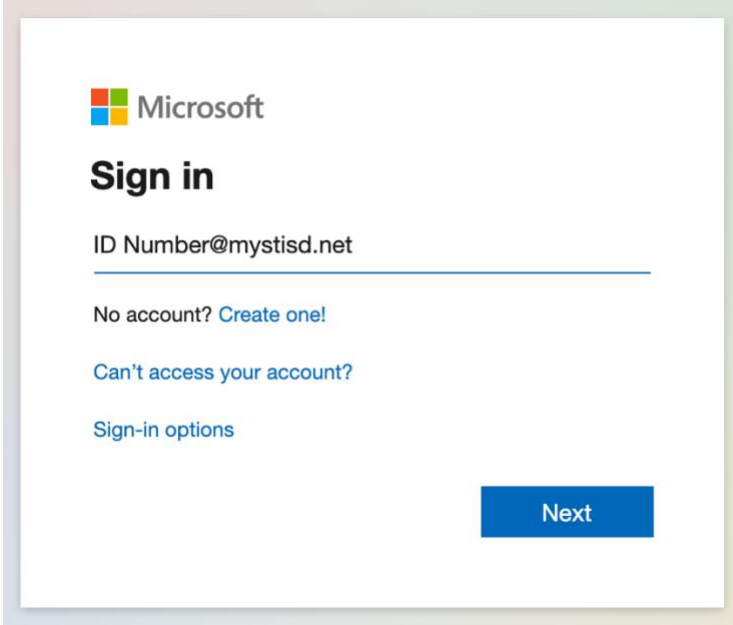
+ UT Homework System

+ myPLTW

+ Mastery Connect

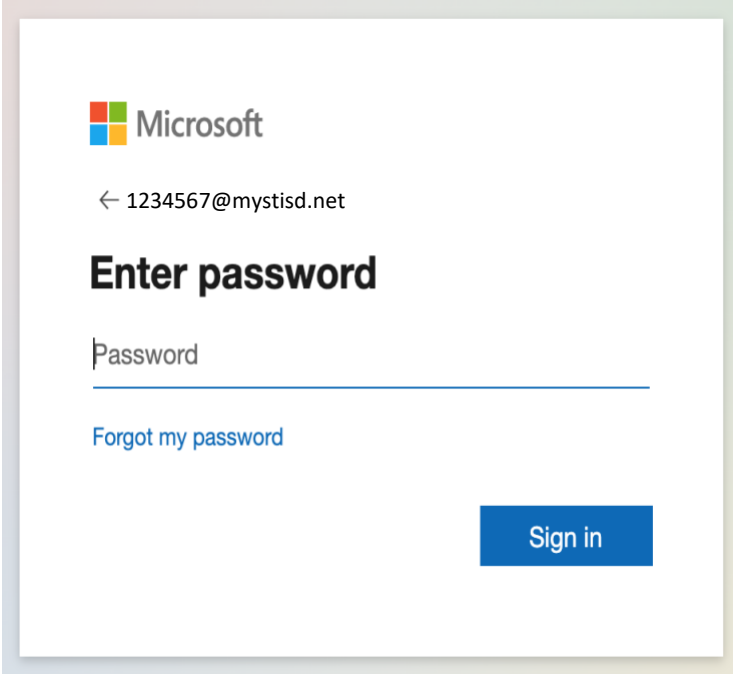
You need to type in your ID number ending with **@mystisd.net**

For example: 1234567@mystisd.net




The image shows a Microsoft sign-in screen. At the top left is the Microsoft logo. Below it is the heading "Sign in". A text input field contains "ID Number@mystisd.net". Below the input field are three links: "No account? Create one!", "Can't access your account?", and "Sign-in options". At the bottom right is a blue button labeled "Next".

After you enter your password click on **Sign in**




The image shows a Microsoft "Enter password" screen. At the top left is the Microsoft logo. Below it is the heading "Enter password". Above the password input field is a back arrow and the text "1234567@mystisd.net". The password input field contains the word "Password". Below the input field is a link "Forgot my password". At the bottom right is a blue button labeled "Sign in".

After you login you will see several applications.




After you login you will see several applications.



Outlook

Select **Outlook** to access your email




Teams

Select **Teams** to meet virtually meet with your teacher



OneDrive

Select **OneDrive** to store your files such as classwork



Word

Excel

PowerPoint

Select **Word, Excel or PowerPoint** to use online.